

COVER SHEET

0 6 9 0 3 9 2 7 4

S.E.C. Registration Number

P H I N M A E N E R G Y C O R P O R A T I O N

(Company's Full Name)

L E V E L 1 1 P H I N M A P L A Z A 3 9 P L A Z A

D R I V E R O C K W E L L C E N T E R

M A K A T I C I T Y

(Business Address No. Street City/Town/Province)

Alan T. Ascalon

(Contact Person)

8 7 0 - 0 1 0 0

(Company Telephone Number)

1 2 3 1

Month Day
(Fiscal Year)

SEC 20-IS

(Form Type)

0 9 1 7

Month Day
(Annual Meeting)

(Secondary License Type, If Applicable)

Dept. Requiring this Doc.

Amended Articles Number/Section

Total No. of Stockholders

Domestic

Foreign

To be accomplished by SEC Personnel concerned

File Number

LCU

Document ID

Cashier

.....
:
:
: STAMPS :
:
:
:.....

PHINMA ENERGY CORPORATION

NOTICE OF ANNUAL SHAREHOLDERS' MEETING

AND

INFORMATION STATEMENT

(SEC Form 20-IS)


Pursuant to Section 20 of the Securities Regulation Code

Annual Shareholders Meeting

9:00 A.M.

17 September 2019

*Ballroom 2, Fairmont Hotel, 1 Raffles Drive,
Makati Avenue, Makati City, 1224*



NOTICE OF ANNUAL SHAREHOLDERS' MEETING

TO ALL SHAREHOLDERS:

Please be advised that the annual meeting of the shareholders of the Company will be held on Tuesday, 17 September 2019, at 9:00 AM at the Ballroom 2, Fairmont Hotel, 1 Raffles Drive, Makati Avenue, Makati City.

The amended agenda of the meeting is as follows:

AGENDA

1. Call to order
2. Proof of notice and determination of quorum
3. Approval of minutes of the previous Annual Shareholders' Meeting
4. Annual Report of Management including the 2018 Audited Financial Statements and ratification of all acts of the Board of Directors and of Management since the last Annual Shareholders' Meeting
5. Amendments to the articles of incorporation
 - a. Change in corporate name
 - b. Change in address
 - c. Increase in authorized capital stock
 - d. Exemption from the pre-emptive right of shareholders the issuance of shares in exchange for property needed for corporate purposes or in payment of previously contracted debt
6. Amendments to the by-laws
 - a. Change in corporate name
 - b. Change in address
7. Election of directors (including Independent Directors)
8. Issuance of 2.632 billion voting shares to AC Energy, Inc. on 24 June 2019
9. Assignment of Management Contract from PHINMA, Inc. to AC Energy, Inc.
10. Appointment of external auditor
11. Other matters
12. Adjournment

For the explanation of each agenda item, please refer to the attached Annex "A".


Only shareholders of record as of 16 August 2019 are entitled to notice of, and to vote at, this meeting.

Shareholders may attend in person or by proxy. Duly accomplished proxies shall be submitted on or before 12 September 2019 to the Office of the Corporate Secretary at the 3rd floor, Tower One and Exchange Plaza, Ayala Triangle, Ayala Avenue, Makati City. Validation of proxies is set on 13 September 2019 at 9:00 AM at the Office of the Corporate Secretary.

This Notice supersedes the notice filed on 15 August 2019 with the Securities and Exchange Commission and the Philippine Stock Exchange.

Makati City, 23 August 2019.

Very truly yours,


DODJIE D. LAGAZO
Assistant Corporate Secretary

PHINMA ENERGY CORPORATION
L11 PHINMA Plaza, 39 Plaza Drive Rockwell Center
Makati City, Philippines 1200
Tel: 8700-100
www.phinmaenergy.com



Annex "A"

EXPLANATION OF AGENDA ITEMS

1. Call to Order

The Chairman will formally open the meeting at approximately 9:00 AM.

2. Certification of notice and quorum (and rules of conduct and procedures)

The Corporate Secretary will certify that written notice for the meeting was duly sent to shareholders and that a quorum exists for the transaction of business.

Pursuant to Sections 57 and 23 of the Revised Corporation Code which allow voting through remote communication or in absentia by the stockholders, the Company has set up an online web address (URL) which may be accessed by the shareholders to register and vote on the matters at the meeting through remote communication or *in absentia*.¹ A shareholder who votes through remote communication or *in absentia* shall be deemed present for purposes of quorum

The following are the rules of conduct and procedures for the meeting:

- (i) Anyone who wishes to make a remark shall identify himself or herself after being acknowledged by the Chairman and shall limit his or her remarks to the item in the Agenda under consideration.
- (ii) On voting procedures, voting shall either be by electronic (if available) or manual voting. For manual voting, shareholders present at the meeting will be given, upon registration, a ballot where he or she can write his or her vote on every item in the Agenda or proposed resolution. Each of the proposed resolutions will be shown on the screen as the same is taken up at the meeting.
- (iii) All the items in the Agenda for approval by the shareholders will need the affirmative vote of shareholders representing at least a majority of the issued and outstanding voting stock present at the meeting, except for (1) the proposed amendments to the Articles of Incorporation and By-laws, and (2) the assignment of the management contract from PHINMA, Inc. to AC Energy, Inc., both of which will require the affirmative vote of shareholders representing not less than two-thirds of the outstanding capital stock.
- (iv) Election of directors will be by plurality of votes and every shareholder will be entitled to cumulate his or her vote.
- (v) The Office of the Corporate Secretary will tabulate all votes received and an independent third party will validate the results. The Corporate Secretary shall report the results of voting during the meeting.

¹ The detailed instructions pertaining to the URL and the use thereof will be provided in the Information Statement.



3. Minutes of Previous Meeting

The minutes of the Annual Shareholders' Meeting held on 11 April 2018 are available at the Company's website, www.phinmaenergy.com. Copies of the minutes will also be distributed to the shareholders upon their registration for the meeting.

4. Annual Report of Management and Confirmation of all acts of the Board of Directors and of Management since the last Annual Shareholders' Meeting

The annual report for the preceding fiscal year, including the Audited Financial Statement as of 31 December 2018 as approved by the Board upon recommendation of the Audit Committee, will be presented to the shareholders for approval. A printed version of the Company's annual report will contain the Message from the Chairman and the Report of the President. Copies of the annual report will be distributed to the shareholders and posted on the Company's website, www.phinmaenergy.com.

The acts of the Board of Directors and Management since the last Annual Shareholders' Meeting will likewise be presented to the shareholders for confirmation. They include the approval of contracts and agreements, projects and investments, treasury-related matters, and other matters covered by disclosures to the Securities and Exchange Commission and the Philippine Stock Exchange. The acts of Management were those taken to implement the resolutions of the Board or its committees or made in the general conduct of business.

5. Amendments to the articles of incorporation

Approval by the shareholders representing at least two-thirds of the outstanding capital stock will be sought for the following matters:

- a. Change of corporate name from "PHINMA Energy Corporation" to "AC Energy Philippines, Inc." and the amendment of the First Article of the Articles of Incorporation for this purpose;
- b. Change of principal place of business from "Level 11, PHINMA Plaza, 39 Plaza Drive, Rockwell Center, Makati City" to "4th floor, 6750 Office Tower, Ayala Ave., Makati City" and the amendment to the Third Article of the Articles of Incorporation for this purpose;
- c. Increase in the Company's authorized capital stock from PHP8.4 billion divided into 8.4 billion shares, to PHP24.4 billion divided into 24.4 billion shares and the amendment to the Seventh Article of the Articles of Incorporation for this purpose; and
- d. Inclusion of a provision exempting from the pre-emptive right of existing stockholders the issuance of shares in exchange for property needed for corporate purposes or in payment of previously contracted debt and the amendment to the Seventh Article of the Articles of Incorporation for this purpose. For this particular amendment, the Corporate Secretary will explain that a shareholder who votes against this proposed amendment may exercise the right of appraisal in accordance with Sections 80 and 81 of the Revised Corporation Code by making a written demand on the Company for the payment of the fair value of shares held within thirty (30) days from the date on which the vote was taken, and provided, that failure to make the demand within such period shall be deemed a waiver of such appraisal right.

PHINMA ENERGY CORPORATION

L11 PHINMA Plaza, 39 Plaza Drive Rockwell Center
Makati City, Philippines 1200
Tel: 8700-100
www.phinmaenergy.com



6. Amendments to the by-laws

Approval by the shareholders representing at least two-thirds of the outstanding capital stock will be sought for the following matters:

- a. Change of corporate name from “PHINMA Energy Corporation” to “AC Energy Philippines, Inc.” and the amendment of the corporate name reflected in the By-Laws for this purpose; and
- b. Change of principal place of business from “Level 11, PHINMA Plaza, 39 Plaza Drive, Rockwell Center, Makati City” to “4th floor, 6750 Office Tower, Ayala Ave., Makati City” and the amendment to Article I of the By-Laws for this purpose.

7. Election of directors (including Independent Directors)

The Corporate Governance and Nomination Committee of the Board evaluated and determined that the eleven (11) nominees for directors, including the nominees for independent directors, have all the qualifications and competence necessary for the effective performance of the Board’s roles and responsibilities, and none of the disqualifications to serve as members of the Board.

The profiles of the nominees to the Board will be provided in the Information Statement.

8. Issuance of 2.632 billion voting shares to AC Energy, Inc. on 24 June 2019

The shareholders will be asked to approve the previous issuance of 2.632 billion voting shares to AC Energy, Inc. on 24 June 2019.

9. Assignment of the management contract from PHINMA Inc. to AC Energy, Inc.

Approval by the shareholders representing at least two-thirds of the outstanding capital stock will be sought for the assignment of the management contract from PHINMA, Inc. to AC Energy, Inc.

10. Appointment of external auditors

The shareholders will be asked to confirm the appointment of auditors who were appointed for the current fiscal year by the Board of Directors upon the recommendation of the Audit Committee.

11. Other matters

The Chairman will open the floor for comments and questions by the shareholders. Shareholders may raise other matters or issues that may be properly taken up at the meeting.

12. Adjournment

The Chairman will adjourn the meeting when the scheduled order of business is completed, and no further business or matter is considered or raised.

PROXY

The undersigned stockholder of **PHINMA ENERGY CORPORATION** (the "Company") hereby appoints _____ or in his/her absence, the Chairman of the meeting, as *attorney-in-fact* and *proxy*, with power of substitution, to present and vote all shares registered in his/her/its name as proxy of the undersigned stockholder, at the Annual Stockholders' Meeting of the Company on 17 September 2019 and at any of the adjournments thereof for the purpose of acting on the following matters:

- | <p>1. Approval of the minutes of previous meeting
 <input type="checkbox"/> Yes <input type="checkbox"/> No <input type="checkbox"/> Abstain</p> <p>2. Approval of the Annual Report of Management
 <input type="checkbox"/> Yes <input type="checkbox"/> No <input type="checkbox"/> Abstain</p> <p>3. Ratification of the acts of the Board of Directors and Officers since the last Annual Stockholders' Meeting¹
 <input type="checkbox"/> Yes <input type="checkbox"/> No <input type="checkbox"/> Abstain</p> <p>4. Election of Directors</p> <table border="0" style="width: 100%;"> <thead> <tr> <th style="width: 80%;"></th> <th style="text-align: center;">No. of Votes</th> </tr> </thead> <tbody> <tr><td>Fernando M. Zobel de Ayala</td><td style="text-align: center;">_____</td></tr> <tr><td>Jaime Augusto M. Zobel de Ayala</td><td style="text-align: center;">_____</td></tr> <tr><td>Gerardo C. Ablaza, Jr.</td><td style="text-align: center;">_____</td></tr> <tr><td>Jose Rene Gregory D. Almendras</td><td style="text-align: center;">_____</td></tr> <tr><td>John Eric T. Francia</td><td style="text-align: center;">_____</td></tr> <tr><td>John Philip S. Orbeta</td><td style="text-align: center;">_____</td></tr> <tr><td><u>Independent Directors:</u></td><td></td></tr> <tr><td>Jesus P. Francisco</td><td style="text-align: center;">_____</td></tr> <tr><td>Consuelo D. Garcia</td><td style="text-align: center;">_____</td></tr> <tr><td>Ma. Aurora Geotina-Garcia</td><td style="text-align: center;">_____</td></tr> <tr><td>Sherisa P. Nuesa</td><td style="text-align: center;">_____</td></tr> <tr><td>Melinda P. Ocampo</td><td style="text-align: center;">_____</td></tr> </tbody> </table> <p><input type="checkbox"/> Withhold authority for all nominees listed above</p> <p><input type="checkbox"/> Withhold authority to vote for the nominees listed below:

 _____</p> | | No. of Votes | Fernando M. Zobel de Ayala | _____ | Jaime Augusto M. Zobel de Ayala | _____ | Gerardo C. Ablaza, Jr. | _____ | Jose Rene Gregory D. Almendras | _____ | John Eric T. Francia | _____ | John Philip S. Orbeta | _____ | <u>Independent Directors:</u> | | Jesus P. Francisco | _____ | Consuelo D. Garcia | _____ | Ma. Aurora Geotina-Garcia | _____ | Sherisa P. Nuesa | _____ | Melinda P. Ocampo | _____ | <p>b. Change of the Company's principal place of business to 4th Floor, 6750 Office Tower, Ayala Ave., Makati City
 <input type="checkbox"/> Yes <input type="checkbox"/> No <input type="checkbox"/> Abstain</p> <p>c. Increase in the Company's authorized capital stock from PHP8.4 billion divided into 8.4 billion shares, to PHP24.4 billion divided into 24.4 billion shares.
 <input type="checkbox"/> Yes <input type="checkbox"/> No <input type="checkbox"/> Abstain</p> <p>d. Exemption from the pre-emptive right of stockholders the issuance of shares in exchange for property needed for corporate purposes or in payment of previously contracted debt
 <input type="checkbox"/> Yes <input type="checkbox"/> No <input type="checkbox"/> Abstain</p> <p>6. Amendments to the By-Laws:</p> <p>a. Change in the Company's name to AC Energy Philippines, Inc.
 <input type="checkbox"/> Yes <input type="checkbox"/> No <input type="checkbox"/> Abstain</p> <p>b. Change of the Company's principal place of business to 4th Floor, 6750 Office Tower, Ayala Ave., Makati City
 <input type="checkbox"/> Yes <input type="checkbox"/> No <input type="checkbox"/> Abstain</p> <p>7. Assignment of Management Contract
 <input type="checkbox"/> Yes <input type="checkbox"/> No <input type="checkbox"/> Abstain</p> <p>8. Issuance of 2.632 billion voting shares to AC Energy, Inc. on 24 June 2019
 <input type="checkbox"/> Yes <input type="checkbox"/> No <input type="checkbox"/> Abstain</p> <p>9. Appointment of Sycip Gorres Velayo & Co. as the external auditor and fixing of its remuneration.
 <input type="checkbox"/> Yes <input type="checkbox"/> No <input type="checkbox"/> Abstain</p> <p>10. At their discretion, the proxies named above are authorized to vote upon such other matters as may properly come before the meeting.
 <input type="checkbox"/> Yes <input type="checkbox"/> No</p> |
|--|--------------|--------------|----------------------------|-------|---------------------------------|-------|------------------------|-------|--------------------------------|-------|----------------------|-------|-----------------------|-------|-------------------------------|--|--------------------|-------|--------------------|-------|---------------------------|-------|------------------|-------|-------------------|-------|--|
| | No. of Votes | | | | | | | | | | | | | | | | | | | | | | | | | | |
| Fernando M. Zobel de Ayala | _____ | | | | | | | | | | | | | | | | | | | | | | | | | | |
| Jaime Augusto M. Zobel de Ayala | _____ | | | | | | | | | | | | | | | | | | | | | | | | | | |
| Gerardo C. Ablaza, Jr. | _____ | | | | | | | | | | | | | | | | | | | | | | | | | | |
| Jose Rene Gregory D. Almendras | _____ | | | | | | | | | | | | | | | | | | | | | | | | | | |
| John Eric T. Francia | _____ | | | | | | | | | | | | | | | | | | | | | | | | | | |
| John Philip S. Orbeta | _____ | | | | | | | | | | | | | | | | | | | | | | | | | | |
| <u>Independent Directors:</u> | | | | | | | | | | | | | | | | | | | | | | | | | | | |
| Jesus P. Francisco | _____ | | | | | | | | | | | | | | | | | | | | | | | | | | |
| Consuelo D. Garcia | _____ | | | | | | | | | | | | | | | | | | | | | | | | | | |
| Ma. Aurora Geotina-Garcia | _____ | | | | | | | | | | | | | | | | | | | | | | | | | | |
| Sherisa P. Nuesa | _____ | | | | | | | | | | | | | | | | | | | | | | | | | | |
| Melinda P. Ocampo | _____ | | | | | | | | | | | | | | | | | | | | | | | | | | |

 PRINTED NAME OF STOCKHOLDER

 SIGNATURE OF STOCKHOLDER/ AUTHORIZED SIGNATORY

 DATE

¹A BRIEF DESCRIPTION OF EACH ACT OF THE BOARD OF DIRECTORS AND MANAGEMENT SOUGHT TO BE CONFIRMED IS ATTACHED AS ANNEX "C" TO THE INFORMATION STATEMENT.

THIS PROXY SHOULD BE RECEIVED BY THE CORPORATE SECRETARY ON OR BEFORE **12 SEPTEMBER 2019**, THE DEADLINE FOR SUBMISSION OF PROXIES, AT THE 3RD FLOOR, TOWER ONE AND EXCHANGE PLAZA, AYALA TRIANGLE, AYALA AVENUE, MAKATI CITY FOR INSPECTION, VALIDATION AND RECORDING. THE CORPORATE SECRETARY WILL INSPECT, EXAMINE AND VALIDATE THE SUFFICIENCY OF THE PROXY FORMS RECEIVED, AND MAY REQUIRE PROOF OF IDENTIFICATION, SUCH AS, DRIVER'S LICENSE, PASSPORT, COMPANY ID OR SSS/GSIS ID. ASIDE FROM PERSONAL IDENTIFICATION, REPRESENTATIVES OF CORPORATE STOCKHOLDERS AND OTHER ENTITIES MAY BE REQUIRED TO PRESENT A DULY SWORN SECRETARY'S CERTIFICATE OR ANY SIMILAR DOCUMENT SHOWING HIS OR HER AUTHORITY TO REPRESENT THE CORPORATION OR ENTITY.

THIS PROXY, WHEN PROPERLY EXECUTED, WILL BE VOTED IN THE MANNER AS DIRECTED HEREIN BY THE STOCKHOLDER(S). IF NO DIRECTION IS MADE, THIS PROXY WILL BE VOTED FOR THE ELECTION OF ALL NOMINEES AND FOR THE APPROVAL OF THE MATTERS STATED ABOVE AND FOR SUCH OTHER MATTERS AS MAY PROPERLY COME BEFORE THE MEETING IN THE MANNER DESCRIBED IN THE INFORMATION STATEMENT AND/OR AS RECOMMENDED BY MANAGEMENT OR THE BOARD OF DIRECTORS.

A STOCKHOLDER GIVING A PROXY HAS THE POWER TO REVOKE IT AT ANY TIME BEFORE THE RIGHT GRANTED IS EXERCISED. A PROXY IS ALSO CONSIDERED REVOKED IF THE STOCKHOLDER ATTENDS THE MEETING IN PERSON AND EXPRESSES HIS, HER OR ITS INTENTION TO VOTE IN PERSON.

RECEIVED
AUG 28 2019
MARKET REGULATION DEPT.
BY: Sheryl TIME: 4:20

Securities and Exchange Commission

SEC Form 20-IS

Information Statement
Pursuant to Section 20 of the Securities Regulation Code

1. Check the appropriate box

Preliminary Information Statement

Definitive Information Statement

2. Name of Registrant as specified in its charter: **PHINMA ENERGY CORPORATION**

3. Country of Incorporation: **PHILIPPINES**

4. SEC Identification Number: **39274**

5. BIR Tax Identification Number: **000-506-020-000**

6. Address of Principal Office: **Level 11, PHINMA Plaza
39 Plaza Drive,
Rockwell Center, Makati City 1200**

7. Telephone Number: **(632) 870-0100**

8. Date, time and place of the meeting of security holder:
**17 September 2019
9:00 AM
Ballroom 2, Fairmont Hotel
1 Raffles Drive, Makati Avenue, Makati City**

9. Approximate date on which the Information Statement is first to be sent or given to security holders:
27 August 2019

10. Securities registered pursuant to Sections 8 & 12 of the Code or Sections 4 & 8 of the RSA (information on number of shares and amount of debt is applicable only to corporate registrants):

Number of shares of Common Stock Outstanding: **7,521,774,922 shares**

Amount of debt: **Php 5.68 Billion (as of 30 June 2019)**

11. Are any or all registrant's securities listed on the Philippines Stock Exchange?

Yes No

A total of 4,889,774,922 common shares are listed in the Philippine Stock Exchange, while 2,632,000,000 shares are not listed. The issuance of the 2,632,000,000 shares to AC Energy, Inc. on 24 June 2019 was approved by the Board of Directors of the Company on 09 May 2019. The Company will apply for the listing of the shares by the end of September 2019. The issuance of the shares will be submitted for approval of the stockholders at the meeting.

PHINMA ENERGY CORPORATION

INFORMATION STATEMENT

This Information Statement is dated as of 16 August 2019 and is being furnished to stockholders of record of PHINMA ENERGY CORPORATION (“**PHINMA Energy**” or the “**Company**”) as of 16 August 2019 in connection with its Annual Stockholders’ Meeting.

WE ARE NOT SOLICITING YOUR PROXY AND YOU ARE REQUESTED NOT TO SEND US A PROXY.

A. GENERAL INFORMATION

Item 1. Date, Time and Place of Meeting of Security Holders (hereinafter, the “annual stockholders’ meeting” or “meeting”)

- a. Date: 17 September 2019
- Time: 9:00 A.M.
- Place: **Fairmont Hotel**
 Ballroom 2
 1 Raffles Drive
 Makati Avenue, Makati City
- Principal Office: Level 11, PHINMA Plaza, 39 Plaza Drive, Rockwell Center
 Makati City, Philippines
- b. Approximate date when the Information Statement is first to be sent to stockholders: 27 August 2019

Item 2. Dissenter’s Right of Appraisal

One of the matters that will be presented for the approval of the stockholders is the proposed amendment of the Articles of Incorporation of PHINMA Energy to include a provision that exempts from the pre-emptive right of existing stockholders the issuance of shares in exchange for property needed for corporate purposes or as payment for previously contracted debt. This matter will give rise to the right of appraisal pursuant to Title X, Section 80 of Republic Act No. 11232 or the *Revised Corporation Code of the Philippines* governing the exercise of Appraisal Rights which states that:

Any stockholder of a corporation shall have the right to dissent and demand payment of the fair value of the shares in the following instances:

- (a) In case an amendment to the articles of incorporation has the effect of changing or restricting the rights of any stockholder or class of shares, or of authorizing preferences in any respect superior to those of outstanding shares of any class, or of extending or shortening the term of corporate existence;
- (b) In case of sale, lease, exchange, transfer, mortgage, pledge or other disposition of all or substantially all of the corporate property and assets as provided in this Code;
- (c) In case of merger or consolidation; and
- (d) In case of investment of corporate funds for any purpose other than the primary purpose of the corporation.

As provided under Section 81 of the *Revised Corporation Code of the Philippines*, the appraisal right may be exercised by the dissenting stockholder who votes against a proposed corporate action by making a written demand on the corporation for the payment of the fair value of shares held within thirty (30) days from the date on which the vote was taken. Failure to make the demand within such period shall be deemed a waiver of the appraisal right.

Item 3. Interest of Certain Persons in or Opposition to Matters to be Acted Upon

To be acted upon in this meeting aside from the regular items in the agenda are the following:

- (i) the amendment of the Company’s articles of incorporation for the change in name of the Company to “AC Energy Philippines, Inc.;

- (ii) the amendment of the Company's articles of incorporation to increase its authorized capital stock by 16 billion common shares;
- (iii) the amendment of the Company's articles of incorporation to change its principal office address to "4th floor, 6750 Office Tower, Ayala Ave., Makati City";
- (iv) the amendment of the Company's by-laws for the change in name of the Company to "AC Energy Philippines, Inc.;
- (v) the amendment of the Company's by-laws to change its principal office address to "4th floor, 6750 Office Tower, Ayala Ave., Makati City";
- (vi) the amendment of the Company's articles of incorporation to include a provision that exempts from the pre-emptive right of stockholders the issuance of shares in exchange for property needed for corporate purposes or in payment of a previously contracted debt; the issuance of 2.632 billion voting shares to AC Energy, Inc. on 24 June 2019; and
- (vii) the assignment of the management contract over the Company from PHINMA, Inc. to AC Energy, Inc.

Messrs. Fernando Zobel de Ayala, Jaime Augusto Zobel de Ayala, Gerardo C Ablaza, Jr., Jose Rene Gregory D. Almendras, and John Eric T. Francia, directors of PHINMA Energy (the managed company), are likewise directors of AC Energy, Inc., the assignee of the management contract and the prospective managing company, and the entity to whom the 2.632 billion shares were previously issued to, on 24 June 2019. Otherwise, none of the incumbent directors or nominees for directors have any substantial interest in the matter to be acted upon.

As of 16 August 2019, AC Energy, Inc. owns 4,990,260,640 shares of PHINMA Energy which represent 66.34% of the Company's total outstanding shares of stock.

PHINMA Energy is not aware of any party who has indicated an intention to oppose the motions set forth in the Agenda.

B. CONTROL AND COMPENSATION INFORMATION

Item 4. Voting Securities and Principal Holders Thereof

- a. Number of shares outstanding as of 16 August 2019: 7,521,774,922 shares

Of the said outstanding voting shares, 7,366,403,873 are owned by Filipinos and 155,371,049 are owned by foreign nationals.

Number of votes per share: One (1) vote per share

- b. Only stockholders of record of PHINMA Energy at the close of business on 16 August 2019 are entitled to notice of the Annual Stockholders' Meeting, and to vote thereat.

c. **Manner of voting**

The stockholders have cumulative voting right with respect to the election of the Company's Directors. Each stockholder may vote in person or by proxy the number of shares of stock standing in his or her own name in the books of the Company as of the record date of the meeting. The stockholder may: (a) vote such number of shares for as many persons as there are directors to be elected; (b) cumulate said shares and give one (1) candidate as many votes as the number of directors to be elected multiplied by the number of the shares owned; or (c) distribute them on the same principle among as many candidates as may be seen fit: The total number of votes cast shall not exceed the number of shares owned by the stockholders as shown in the books of the Company multiplied by the whole number of directors to be elected. The eleven (11) nominees for directors receiving the highest number of votes shall be declared elected.

For the other items in the Agenda, each stockholder shall be entitled to one (1) vote per share. Such items will need the affirmative vote of stockholders representing at least a majority of the issued and outstanding voting stock present at the meeting, except for (1) the proposed amendments to the Articles of Incorporation, and (2) the assignment of the management contract from PHINMA, Inc. to AC Energy, Inc., both of which will require the affirmative vote of stockholders representing not less than two-thirds of the outstanding capital stock.

Voting shall either be by electronic (if available) or manual voting. For manual voting, stockholders present at the meeting will be given, upon registration, a ballot where he or she can write his or her vote on every item in the

Agenda or proposed resolution. Each of the proposed resolutions will be shown on the screen as the same is taken up at the meeting.

The Office of the Corporate Secretary will tabulate all votes received and an independent third party will validate the results. The Corporate Secretary shall report the results of voting during the meeting.

d. **Security Ownership of Certain Record and Beneficial Owners and Management**

i. Security ownership of certain record and beneficial owners of more than five percent (5%)

The table below shows the persons or groups known to PHINMA Energy to be directly the record or beneficial owners of more than five percent (5%) of the Company's voting securities as of 16 August 2019:

Title of Class of Shares	Name & Address of Record Owner & Relationship with Issuer	Name & Address of Beneficial Owner & Relationship with Record Owner	Citizenship	No. of Shares Held	% Held
Common	Philippine Depository and Trust Corporation ¹ MSE Bldg., Ayala Avenue, Makati City Stockholder		Filipino 31.59% Foreign 2.07%	2,531,514,282	33.66%
Common	AC Energy, Inc. ² 6750 Office Tower, Ayala Avenue, Makati City Stockholder	Mermac, Inc. 3 rd Floor, Makati Stock Exchange Building, Ayala Triangle, Ayala Avenue, Makati City Mr. John Eric T. Francia, the President of AC Energy, Inc. is the person appointed to exercise voting power.	Filipino	4,990,260,640 ³	66.34%

¹ **Philippine Depository and Trust Corporation ("PDTC")** is a wholly-owned subsidiary of Philippine Central Depository, Inc. ("PCD") which acts as trustee-nominee for all shares lodged in the PCD system. It was formerly known as PCD Nominee Corporation. The beneficial owners of such shares are the participants of PCD which holds the shares on their behalf or in behalf of their clients. PCD is a private institution established in March 1995 to improve operations in securities transactions. PCD seeks to provide a fast, safe and highly efficient system for securities settlement. The PCD was organized to implement an automated book-entry system of handling securities transaction in the Philippines.

As of 16 August 2019, BPI Securities Corporation (BSC) is the only PCD Nominee who holds more than five percent (5%) of the Company's securities. BSC is a corporation primarily engaged in securities brokerage, organized and existing under the laws of the Philippines, and a wholly-owned subsidiary of BPI Capital Corporation.

² **AC Energy, Inc.** (formerly AC Energy Holdings, Inc.) was incorporated on 13 December 2005 and is domiciled in the Philippines. AC Energy was organized primarily to purchase, exchange, hold, own, and use investments, capital stock or other securities, and exercise all the rights, powers, and privileges of ownership to the extent permitted by law, as well as to engage in the purchase, retail, supply, and delivery of electricity and in such other activities related thereto. Mr. John Eric T. Francia, President and CEO of AC Energy, Inc. is expected to vote the shares in behalf of AC Energy, Inc.

³ As of 16 August 2019, AC Energy, Inc. has 2,632,000,000 direct shares and 2,358,260,640 indirect shares lodged with BSC, which represents 34.99% and 31.35%, respectively, of the shareholdings of PHINMA Energy or a total of 4,990,260,640 shares representing 66.34% of the total shareholdings of PHINMA Energy. Mr. John Eric T. Francia, President and CEO of AC Energy, Inc. is expected to vote these shares in behalf of AC Energy, Inc.

ii. Security Ownership of Directors and Management as of 16 August 2019

None of the directors and officers individually owns five percent (5%) or more of the outstanding capital stock of PHINMA Energy. The table below shows the securities owned by the directors and officers of the Company as of 16 August 2019:

Title of Class of Outstanding Share	Name of beneficial owner	Citizenship	Amount of beneficial ownership	Nature of beneficial ownership	% of total outstanding shares
Common	Gerardo C. Ablaza, Jr.	Filipino	1,000,001 ²	Indirect ¹	0.01%
Common	Jose Rene Gregory D. Almendras	Filipino	1 ²	Indirect ¹	0.00%
Common	John Eric T. Francia	Filipino	48,981,270 50,000,001 ²	Direct Indirect ¹	1.32%
Common	John Philip S. Orbeta	Filipino	1 ²	Indirect ¹	0.00%
Common	Fernando M. Zobel de Ayala	Filipino	1 106,420,000	Direct Indirect ¹	0.70%
Common	Jaime Augusto M. Zobel de Ayala	Filipino	1	Direct	0.00%
Common	Ricardo V. Camua	Filipino	40,800	Indirect ¹	0.00%
Common	Corazon S. dela Paz-Bernardo	Filipino	1	Direct	0.00%
Common	Edward S. Go	Filipino	1	Direct	0.00%
Common	Guillermo D. Luchangco	Filipino	1,500,000 1 ²	Direct Indirect ¹	0.02%
Common	Jesus P. Francisco	Filipino	28,500 1,000	Direct Indirect ¹	0.00%
Common	Consuelo D. Garcia	Filipino	1,000	Direct	0.00%
Common	Ma. Aurora D. Geotina-Garcia	Filipino	1	Direct	0.00%
Common	Sherisa P. Nuesa	Filipino	40,000	Direct	0.00%
Common	Melinda L. Ocampo	Filipino	1	Direct	0.00%
Common	Maria Corazon G. Dizon	Filipino	12,432,383 8,000,000	Direct Indirect ³	0.27%
Common	Gabino Ramon G. Mejia	Filipino	5,221,428	Direct	0.07%
Common	Roman Miguel G. de Jesus	Filipino	6,194,849 4,799,200	Direct Indirect ³	0.15%
Common	Solomon M. Hermosura	Filipino	13,300,000	Indirect ³	0.18%
Common	Dodjie D. Lagazo	Filipino	6,526,166	Direct	0.09%
Common	Alan T. Ascalon	Filipino	347,173 276,000	Direct Indirect ³	0.01%
Common	Mariejo P. Bautista	Filipino	1,101,450 1,151,227	Direct Indirect ³	0.03%
Common	Danilo L. Panes	Filipino	94,530 435,207	Direct Indirect ³	0.01%
Common	Ma. Teresa P. Posadas	Filipino	211,898 89,000	Direct Indirect ³	0.00%
TOTAL			268,193,092		3.57%

¹ The indirect shares held by the following directors: Messrs. Gerardo C. Ablaza, Jr., Jose Rene Gregory D. Almendras, John Eric T. Francia, John Philip S. Orbeta, Fernando M. Zobel de Ayala, Jesus P. Francisco, Ricardo V. Camua, Guillermo D. Luchangco, Jesus P. Francisco, and Meses. Consuelo D. Garcia, Ma. Aurora Geotina-Garcia, Sherisa P. Nuesa, and Melinda L. Ocampo are lodged with the PCD Nominee.

² The one (1) nominal share of each of Messrs. Gerardo C. Ablaza, Jr., Jose Rene Gregory D. Almendras, John Eric T. Francia, John Philip S. Orbeta and Guillermo D. Luchangco are qualifying shares held in trust for AC Energy, Inc.

³ The indirect shares held by the following officers: Messrs. Roman Miguel G. de Jesus, Solomon M. Hermosura, Alan T. Ascalon, Danilo L. Panes, and Meses. Maria Corazon G. Dizon, Mariejo P. Bautista and Ma. Teresa P. Posadas are lodged with the PCD Nominee.

No director or member of the Company's management owns two percent (2%) or more of the outstanding capital stock of the Company.

iii. Voting Trust Holders of 5% or more

PHINMA Energy is not aware of any person holding five percent (5%) or more of the Company's outstanding shares under a voting trust agreement or similar agreement.

iv. Changes in Control

There are no arrangements that may result in a change in control of PHINMA Energy. On 24 June 2019, AC Energy acquired the 51.48% combined stake of PHINMA, Inc. and PHINMA Corporation in PHINMA Energy at a purchase price of P1.4577 per share or a total purchase price of P3,669,125,213.19. In addition, AC Energy: (a) acquired an additional 156,476 PHINMA Energy shares under the mandatory tender offer which ended on 19 June 2019 at the tender offer price of P1.4577 per share, and (b) subscribed to 2.632 billion PHINMA Energy shares at P1.00 per share or a total subscription price of P2.632 billion. The consideration for the shares was sourced out of AC Energy's equity. As of 16 August 2019, AC Energy (66.34%), together with its directors, officers and affiliates (3.90%), owns and controls 70.24% of all issued and outstanding shares of the Company.

Item 5. Directors and Executive Officers

Article IV, Section 1, of the By-laws provides:

Qualification and Election. – The general management of the Company shall be vested in a board of eleven (11) directors who shall be stockholders and who shall serve as such until the election and qualification of their successors, Any vacancy in the Board of Directors shall be filled by a majority vote of the Board of Directors at a regular meeting or at a special meeting called for the purpose, and the directors so chosen shall serve for the unexpired term.

The Board of Directors held four (4) regular, one (1) special, and one (1) organizational meetings in 2018. The details of the matters taken up during the board meetings are included in the Definitive Information Statement sent to the stockholders.

The attendance of the directors at the meetings of the Board of Directors ("Board") and of stockholders held in 2018 is as follows:

	28-Feb-18 Regular	11-Apr-18 Regular	11-Apr-18 Org	29-Jun-18 Special	7-Aug-18 Regular	6-Nov-18 Regular
1 Ramon R. del Rosario	✓	✓	✓	✓	✓	✓
2 Oscar J. Hilado	✓	✓	✓	✓	✓	✓ ¹
3 Magdaleno B. Albarracin, Jr.	✓	✓	✓	✓	✓	✓
4 Francisco L. Viray	✓	✓	✓	✓	✓	✓
5 Victor J. del Rosario	✓	✓	✓	✓	✓	✓
6 Roberto M. Laviña	✓	✓	✓	✓	✓	✓
7 Pythagoras L. Brion, Jr.	✓	✓	✓	✓	✓	✓
8 Corazon S. dela Paz Bernardo	✓	✓	✓	✓	✓	✓
9 Guillermo D. Luchangco	✓	✓	✓	✓	✓	✓
10 Ricardo V. Camua	✓	✓	✓	✓	✓	✓
11 David Balangue	✓	✓ ¹	✓	✓	✓	✓

¹ via teleconference


For the year 2019, the attendance of the directors at the meetings of the Board is as follows:

	7-Jan-19 Special	1-Mar-19 Regular	26-Apr-19 Special	9-May-19 Special	1-Jul-19 Special	23-Jul-19 Special
1 Ramon R. del Rosario	✓	✓	✓	✓		
2 Oscar J. Hilado	✓	✓	✓	✓		
3 Magdaleno B. Albarracin, Jr.	✓	✓	✓	✓		
4 Francisco L. Viray	✓	✓	✓	✓		
5 Victor J. del Rosario	✓	✓	x	✓		
6 Roberto M. Laviña	✓	x	✓	✓	✓	
7 Ricardo V. Camua	✓	✓	✓	✓	✓	✓
8 Corazon dela Paz Bernardo	✓	✓	✓	✓	✓ ⁸	✓
9 Guillermo D. Luchangco	✓	✓	x	✓	x	✓
10 Pythagoras L. Brion, Jr.	✓	✓	x	✓	✓ ⁸	
11 David Balangue	✓					
Edward S. Go ¹			✓	✓	✓	✓
John Eric T. Francia ²					✓	✓
Gerardo C. Ablaza, Jr. ³					✓	✓
Jose Rene Gregory D. Almendras ⁴					✓	✓
John Philip S. Orbeta ⁵					✓	✓
Fernando M. Zobel de Ayala ⁶						✓
Jaime Augusto M. Zobel de Ayala ⁷						

✓ - Present

x - Absent

 - resigned from position

 - have not yet been elected/day of election to serve the unexpired term of the Director who resigned

¹ Mr. Go was elected on 01 March 2019 to serve the unexpired term of Mr. Balangue

² Mr. Francia was elected on 09 May 2019 to serve the unexpired term of Dr. Viray, effective 15 May 2019

³ Mr. Ablaza, Jr. was elected on 01 July 2019 to serve the unexpired term of Mr. del Rosario, Jr.

⁴ Mr. Almendras was elected on 01 July 2019 to serve the unexpired term of Mr. Hilado

⁵ Mr. Orbeta was elected on 01 July 2019 to serve the unexpired term of Mr. del Rosario

⁶ Mr. Fernando M. Zobel de Ayala was elected on 23 July 2019 to serve the unexpired term of Dr. Albarracin, Jr.

⁷ Mr. Jaime Augusto M. Zobel de Ayala was elected on 23 July 2019 to serve the unexpired term of Mr. Laviña

⁸ via teleconference

To aid in compliance with the principles of good corporate governance, the Board constitutes committees which directly report to the Board in accordance with duly approved procedures.

For 2018 and until 30 June 2019, the Board committees and their members are as follows:

	Audit Committee	Risk Oversight Committee	Corporate Governance and RPT Committee	Executive Committee	Compensation Committee
1 Ramon R. del Rosario				C	M
2 Oscar J. Hilado				M	C
3 Magdaleno B. Albarracin, Jr.				M	
4 Francisco L. Viray				M	
5 Victor J. del Rosario	M				
6 Roberto M. Laviña		M			
7 Pythagoras L. Brion, Jr.					
8 Ricardo V. Camua			M		M
9 David Balangue	C	M	M		
10 Guillermo D. Luchangco			C	M	
11 Corazon S. dela Paz Bernardo	M	C	M		

C – Chairman M – Member

As of 16 August 2019, the board committees and their members are as follows:

	Audit Committee	Risk Oversight Committee	Corporate Governance and RPT Committee	Executive Committee	Compensation Committee
1 Fernando M. Zobel de Ayala				C	
2 Jaime Augusto M. Zobel de Ayala				M	
3 John Eric T. Francia				M	
4 Gerardo C. Ablaza					M
5 Jose Rene Gregory D. Almendras	M	M			
6 John Philip S. Orbeta					C
7 Ricardo V. Camua			M		M
8 Edward S. Go	M	C			
9 Guillermo D. Luchangco			C	M	
10 Corazon S. dela Paz Bernardo	C	M	M		

C – Chairman M – Member

a. Information required of directors and executive officers

i. Board of Directors

The following persons have been nominated to the Board for election at the annual stockholders' meeting, and have accepted their respective nominations:

JAIME AUGUSTO ZOBEL DE AYALA
 GERARDO C. ABLAZA, JR.
 JOHN PHILIP S. ORBETA
 JESUS P. FRANCISCO
 MA. AURORA D. GEOTINA-GARCIA
 MELINDA L. OCAMPO

FERNANDO ZOBEL DE AYALA
 JOSE RENE GREGORY D. ALMENDRAS
 JOHN ERIC T. FRANCIA
 CONSUELO D. GARCIA
 SHERISA P. NUESA

The nominees were formally nominated to the Corporate Governance and Nomination Committee of the Board by a minority stockholder of the Company, Francisco L. Viray, who holds two (2) common shares, or 0.00% of the total outstanding voting shares of the Company, and who is not related to any of the nominees. Mr. Jesus P. Francisco, Mses. Consuelo D. Garcia, Ma. Aurora Geotina-Garcia, Sherisa P. Nuesa, and Melinda L. Ocampo, are all being nominated as independent directors in accordance with SRC Rule 38 (Requirements on Nomination and Election of Independent Directors). The Corporate Governance and Nomination Committee evaluated the qualifications of all the nominees and

prepared the final list of nominees in accordance with the Amended By-Laws and the Charter of the Board of Directors of the Company. None of the nominees for Independent Directors are incumbent directors.

Only nominees whose names appear on the final list of candidates are eligible for election as directors. No nominations will be entertained or allowed on the floor during the annual stockholders' meeting.

The Board of PHINMA Energy is responsible for the overall management and direction of the Company. The Board meets quarterly, or as often as required, to review and monitor the Company's financial position and operations and decide on such other matters as may be required by law to be decided by the Board. The Company's directors are elected at the annual stockholders' meeting to hold office for one year and until their respective successors have been elected and qualified.

None of the directors holds more than two percent (2%) of the Company's issued and outstanding capital stock.

A summary of the qualifications of the incumbent directors who are nominees for directors for election at the stockholders' meeting, and the nominees for Independent Director and incumbent officers is set forth in **Annex "A"**.

The officers of the Company are elected annually by the Board during its organizational meeting.

ii. Significant Employee

Other than the directors and officers of the Company, no other employee have significant influence in PHINMA Energy's major and/or strategic planning and decision-making.

iii. Family Relationships

Fernando Zobel de Ayala, Chairman and director, and Jaime Augusto Zobel de Ayala, Vice-Chairman and director, are brothers. Except for the foregoing, there are no known family relationships between the current members of the Board and key officers.

Other than the foregoing family relationships, none of the directors, executive officers or persons nominated to be elected to PHINMA Energy's Board are related up to the fourth civil degree, either by consanguinity or affinity.

iv. Independent Directors

The independent directors of PHINMA Energy for the year ending 31 December 2018 and for the current year as of the submission of this Statement are as follows:

1. Mr. Ricardo V. Camua
2. Mr. David L. Balangue (until 15 February 2019)
3. Mr. Guillermo D. Luchangco
4. Ms. Corazon dela Paz-Bernardo
5. Mr. Edward S. Go (from 01 March 2019 to present)

The incumbent independent directors were nominated by Mr. Oscar J. Hilado. Mr. Hilado is not related to any of the independent directors either by consanguinity or affinity.

The independent directors of PHINMA Energy are not officers or substantial stockholders of the Company. Mr. Ricardo V. Camua is not a director or officer of PHINMA Energy's related companies. Mr. David L. Balangue, however, was an independent director of PHINMA Power Generation Corporation and One Subic Power Generation Corp. while Mr. Guillermo D. Luchangco is an independent director of PHINMA Corporation. Ms. Corazon dela Paz-Bernardo and Mr. Edward S. Go are both independent directors of PHINMA Petroleum and Geothermal, Inc.

v. Involvement in Certain Legal Proceedings

As of 16 August 2019, PHINMA Energy has no knowledge and/or information that any of the Company's directors, officers or nominees for election as Directors is, presently or during the last five (5) years, involved in any material legal proceeding which will have any material effect on the Company, its operations, reputation, or financial condition. Furthermore, none of the Company's directors and senior executive officers have been the subject of the following during the last five (5) years: (a) bankruptcy petition by or against any business of which such Director was a general partner or executive officer either at the time of the bankruptcy or within two (2) years prior to that time; (b) a conviction by final judgment, in a

criminal proceeding, domestic or foreign, or a pending criminal proceeding, domestic or foreign; (c) any order, judgment, or decree, not subsequently reversed, suspended or vacated, of any court of competent jurisdiction, domestic or foreign, permanently or temporarily enjoining, barring, suspending or otherwise limiting his involvement in any type of business, securities, commodities or banking activities; or (d) a finding by a domestic or foreign court of competent jurisdiction (in a civil action), the Commission or comparable foreign body, or a domestic or foreign Exchange or other organized trading, market or self-regulatory organization, of violation of the securities or commodities law or regulation, and the judgment has not been reversed, suspended or vacated.

b. Certain Relationships and Related Transactions

Parties are considered to be related if one party has the ability, directly or indirectly, to control the other party or exercise significant influence over the other party in making financial and operating decisions. Parties are also considered to be related if they are subject to common control or common significant influence which include affiliates. Related parties may be individual or corporate entities.

Outstanding balances at year-end are unsecured and are to be settled in cash throughout the financial year. There have been no guarantees provided or received for any related party receivables or payables. Provision for credit losses recognized for receivables from related parties for the first half of the year 2019 is nil, while provision for credit losses recognized for receivables from related parties amounted to P10.26 million, nil and nil for 2018, 2017 and 2016, respectively. The assessment of collectability of receivables from related parties is undertaken each financial year through examining the financial position of the related party and the market in which the related party operates.

In the ordinary course of business, the Company transacts with associates, affiliates, jointly controlled entities, and other related parties on advances, loans, reimbursement of expenses, office space rentals, management service agreements, and electricity supply. The transactions and balances of accounts as at and for the six months ended 30 June 2019 and year ended 31 December 2018 with related parties are as follows:

As at and for the Six Months Ended 30 June 2019

Company	Amount/ Volume	Nature	Outstanding Balance	Terms	Conditions
Ultimate Parent					
PHINMA, Inc.					
Rental and other income	₱108	Rent and share in expenses	₱121	30-60 day, non-interest bearing	Unsecured, no impairment
General and administrative expenses	46,235	Management fees and share in expenses	(24,185)	30-day, non-interest bearing	Unsecured
Purchase of shares of stocks	74,738	Purchase of shares of stocks	–		
Joint Venture					
SLTEC					
Revenue from sale of electricity, rental and other income	18,213	Sale of electricity, rent and share in expenses	303,220	30-day, non-interest bearing	Unsecured, no impairment
Dividend income	–	Dividend received	–		
Costs of sale of electricity	2,298,820	Purchase of electricity	(179,716)	30-day, non-interest bearing	Unsecured
Accounts payable and other current liabilities	–	Rental deposit	–	End of lease term	Unsecured
PHINMA Solar					
Rental income	101	Rental income	25	30-day, non-interest bearing	Unsecured
Associates					
Asia Coal					
Accounts payable and other current liabilities	–	Advances	(254)	Non-interest bearing	Unsecured
MGI					
Costs of sale of electricity	599,305	Trading cost	(106,740)	30-day, non-interest bearing	Unsecured
Investments	–	Additional investments	–	Noninterest-bearing	Unsecured, no impairment
Entities under common control					
PHINMA Property Holdings Corporation (PPHC)					
Accounts payable and other current liabilities	–	Advances	(171)	30-60 day, non-interest bearing	Unsecured

As at and for the Six Months Ended 30 June 2019						
Company	Amount/ Volume	Nature	Outstanding Balance		Terms	Conditions
PHINMA Corporation						
Other income	₱316,273	Share in expenses	310,009		30-60 day, non-interest bearing	Unsecured, no impairment
General and administrative expense	426	Share in expenses	(69)		30-day, non-interest bearing	Unsecured
Accounts payable and other current liabilities	6,512	Purchase of dollar			On demand	Unsecured
Purchase of shares of stocks	79,254	Purchase of shares of stocks				
Union Galvasteel Corp. (UGC)						
Dividend income	1,951	Cash dividend			30-60 day, non-interest bearing	Unsecured, no impairment
Rental income	362	Rent	105		30-60 day, non-interest bearing	Unsecured
Accounts payable and other current liabilities		Rental deposit	(158)		On demand	Unsecured
T-O Insurance, Inc.						
General and administrative expenses	6,084	Prepaid insurance and insurance expenses	(6,259)		30-60 day, non-interest bearing	Unsecured
General and administrative expenses	44	Refund of insurance premium	44		30-60 day terms; noninterest-bearing	Unsecured
Emar Corp.						
Other Income	64	Share in expenses			30-60 day terms; noninterest-bearing	Unsecured; no impairment
PhilCement						
Rental income	38	Rent	42		30-60 day terms; noninterest-bearing	Unsecured; no impairment
Other Related Parties						
Directors						
General and administrative expenses	5,230	Director's fee and annual incentives			On demand	Unsecured
Stockholders						
Due to stockholders		Cash dividend	(15,181)		On demand	Unsecured
Due from related parties (see Note 6)			₱613,566			
Due to related parties (see Note 13)			(317,551)			
Due to stockholders			(15,181)			

As at and for the Year Ended 31 December 2018						
Company	Amount/ Volume	Nature	Outstanding Balance		Terms	Conditions
			Receivable	Payable		
Ultimate Parent						
PHINMA, Inc.						
Rental and other income	₱771	Rent and share in expenses	₱-	₱-	30-60 day, non-interest bearing	Unsecured
Due to related parties/ General and administrative expenses	80,903	Management fees and share in expenses		(27,330)	30-day, non-interest bearing	Unsecured
Accounts payable and other current liabilities	49,308	Cash dividend			Payable on 05 April 2018; subsequently on demand	Unsecured
Joint Ventures						
SLTEC						
Due to related parties/ Cost of sale of electricity	8,230,415	Purchase of electricity		(509,305)	30-day, non-interest bearing	Unsecured
Revenue from sale of electricity, rental and other income	27,213	Sale of electricity, rent and share in expenses	288,453		30-day, non-interest bearing	Unsecured, with impairment
Investments and advances (see Note 13)	1,056,742	Dividends received			30-day, non-interest bearing	Unsecured
PHINMA Solar						
Due to related parties	(90,000)	Advances		(90,000)	Non-interest bearing	Unsecured
Associates						

As at and for the Year Ended 31 December 2018

Company	Amount/ Volume	Nature	Outstanding Balance		Terms	Conditions
			Receivable	Payable		
MGI						
Due to related parties/ Cost of sale of electricity	830,802	Trading cost	–	(144,225)	30-day, non-interest bearing	Unsecured
Investments and advances (see Note 13)	25,000	Dividend received	–	–	Non-interest bearing	Unsecured
Asia Coal						
Due to related parties	–	Advances	–	(254)	Non-interest bearing	Unsecured
Entities Under Common Control						
PHINMA Property Holdings Corporation (PPHC)						
Due to related parties	–	Advances	–	(171)	30-60 day, non-interest bearing	Unsecured
(Forward)						
PHINMA Corporation						
Dividend and other income	₱5,387	Cash dividend and share in expenses	₱–	₱–	30-60 day, non-interest bearing	Unsecured
Due to related parties/ Other expenses	3,763	Share in expenses	–	(490)	30-day, non-interest bearing	Unsecured
Accounts payable and other current liabilities	51,293	Cash dividends	–	–	Payable on 05 April 2018; subsequently on demand	Unsecured
Accounts payable and other current liabilities	4,178	Purchase of U.S. dollars	–	–	On demand	Unsecured
Union Galvasteel Corp. (UGC)						
Due from related parties/	329	Rental income and advances	45,202	–	30-60 day, non-interest bearing	Unsecured, no impairment
Due to related parties	–	Rental deposit	–	(158)	30-60 day, non-interest bearing	Unsecured
Dividend income	3,334	Cash dividend	–	–	30-60 day, non-interest bearing	Unsecured
General and administrative expenses	108	Roofing materials	–	–	30-60 day, non-interest bearing	Unsecured
T-O Insurance, Inc.						
Due to related parties/ General and administrative expenses	112,000	Insurance expense and membership fees	–	(29,311)	30-60 day, non-interest bearing	Unsecured
PHINMA Education Holdings Inc. (PHINMA Education)						
General and administrative expenses	2,298	Service fee	–	–	30-60 day, non-interest bearing	Unsecured
Other Related Parties						
Directors						
General and administrative expenses	33,546	Directors' fee and annual incentives	–	–	On demand	Unsecured
Stockholders						
Due to stockholders	1,351	Cash dividends	–	(16,651)	On demand	Unsecured
Due from related parties (see Note 8)			₱333,655	₱–		
Due to related parties (see Note 19)			–	(801,244)		
Accrued directors' and annual incentives (see Note 19)			–	–		
Due to stockholders (see Note 22 and 35)			–	(16,651)		

As at and for the Year Ended 31 December 2017

Company	Amount/ Volume	Amount/ Volume	Nature	Outstanding Balances		Terms	Conditions
				Receivable	Payable		
Ultimate Parent							
PHINMA, Inc.							
Rental and other income	₱1,100	₱771	Rent and share in expenses	₱54	₱–	30-60 day, non-interest bearing	Unsecured, no impairment
General and administrative expenses	104,055	80,903	Management fees and share in expenses	–	(31,164)	30-day, non-interest bearing	Unsecured

As at and for the Year Ended 31 December 2017

Company	Amount/ Volume	Amount/ Volume	Nature	Outstanding Balances		Terms	Conditions
				Receivable	Payable		
Accounts payable and other current liabilities	97,855	49,308	Cash dividend	–	–	On demand	Unsecured
<u>Joint Ventures</u>							
SLTEC							
Revenue from sale of electricity, rental and other income	28,074	27,213	Sale of electricity, rent and share in expenses	20,046	–	30-day, non-interest bearing	Unsecured, no impairment
Investments and advances (see Note 13)	644,945	1,056,742	Dividends received	–	–	30-day, non-interest bearing	Unsecured
Cost of sale of electricity	6,077,461	8,230,415	Purchase of electricity	–	(1,035,505)	30-day, non-interest bearing	Unsecured
ACTA							
Investments and advances (see Note 13) (Forward)	–	18,073	Additional investment	–	–	Non-interest bearing	Unsecured
<u>Associates</u>							
Asia Coal							
Accounts payable and other current liabilities	P–	P–	Advances	P–	(P254)	Non-interest bearing	Unsecured
MGI							
Cost of sale of electricity	785,167	830,802	Trading cost	–	(83,101)	30-day, non-interest bearing	Unsecured
Investments and advances (see Note 13)	–	25,000	Dividend received	–	–	Non-interest bearing	Unsecured
Investments and advances (see Note 13)	–	80,250	Additional investment	–	–	Non-interest bearing	Unsecured
<u>Entities Under Common Control</u>							
PPHC							
Accounts payable and other current liabilities	–	–	Advances	–	(171)	30-60 day, non-interest bearing	Unsecured
PHINMA Corporation							
Dividend and other income	5,387	5,387	Cash dividend and share in expenses	–	–	30-60 day, non-interest bearing	Unsecured
Other expenses	2,169	3,763	Share in expenses	–	(1,429)	30-day, non-interest bearing	Unsecured
Accounts payable and other current liabilities	102,394	51,285	Cash dividends	–	–	On demand	Unsecured
Accounts payable and other current liabilities	–	4,178	Purchase of U.S. dollars	–	–	On demand	Unsecured
UGC							
Dividend income	2,281	3,334	Cash dividend	–	–	30-60 day, non-interest bearing	Unsecured
Rental income	–	329	Rent	214	–	30-60 day, non-interest bearing	Unsecured, no impairment
Accounts payable and other current liabilities	–	–	Rental deposit	–	(159)	End of lease term	Unsecured
General and administrative expenses	92	108	Roofing materials	–	–	30-60 day, non-interest bearing	Unsecured
T-O Insurance, Inc.							
General and administrative expenses	91,400	112,000	Insurance expense and membership fees	–	(36,062)	30-60 day, non-interest bearing	Unsecured
Receivables	69	15	Refund of overpayment	–	–	30-60 day, non-interest bearing	Unsecured
Emar Corporation							
Other income	646	64	Share in expenses	–	–	30-60 day, non-interest bearing	Unsecured
Accounts payable and other current liabilities	8,559	4,279	Cash dividend	–	–	On demand	Unsecured
PHINMA Education							
General and administrative expenses	2,698	2,298	Service fee	–	–	30-60 day, non-interest bearing	Unsecured
<u>Other Related Parties</u>							
Directors							

Company	As at and for the Year Ended 31 December 2017						
	Amount/ Volume	Amount/ Volume	Nature	Outstanding Balances		Terms	Conditions
				Receivable	Payable		
General and administrative expenses	72,846	33,546	Directors' fee and annual incentives	–	(19,757)	On demand	Unsecured
Stockholders							
Due to stockholders	179,320	89,564	Cash dividends	–	(15,300)	On demand	Unsecured
Due from related parties (see Note 8)				P20,314	P–		
Due to related parties (see Note 19)				–	(1,187,845)		
Accrued directors' and annual incentives (see Note 19)				–	(19,757)		
Due to stockholders (see Note 22 and 35)				–	(15,300)		

PHINMA, Inc.

PHINMA Energy and its subsidiaries PHINMA Power, CIPP, PHINMA Renewable, and PHINMA Petroleum have management contracts with PHINMA, Inc., as the managing Company. Under these contracts, PHINMA, Inc. has a general management authority with corresponding responsibility over all operations and personnel of the Company including planning, direction, and supervision of all the operations, sales, marketing, distribution, finance, and other business activities of the Company. Under such management agreement, PHINMA Energy, PHINMA Power, CIPP, PHINMA Renewable and PHINMA Petroleum pay PHINMA, Inc. a fixed monthly management fee plus an annual incentive based on a certain percentage of each company's net income.

All management contracts have a term of five (5) years. The management contract of PHINMA Energy became effective on 01 September 2018, while management contracts of PHINMA Power, CIPP, and PHINMA Renewable became effective on 01 September 2016, 01 January 2018, and 01 September 2018, respectively. On 23 February 2016, PHINMA Petroleum's Board approved the suspension of the management contract for the year 2016, which suspension has remained effective until the expiration of the management contract. On 24 June 2019, the management contracts of PHINMA Energy, PHINMA Power, CIPP, and PHINMA Renewable were assigned by PHINMA, Inc. to AC Energy, Inc.

Other expenses billed by PHINMA, Inc. include the Company's share in common expenses. The Company has a dividend payable to PHINMA, Inc. for cash dividends declared. The Company also bills PHINMA, Inc. for rent and the latter's share in common expenses.

PHINMA Corporation

PHINMA Corporation is likewise controlled by PHINMA, Inc. through a management agreement. PHINMA Corporation bills the Company for its share in expenses. The Company also receives cash dividends from PHINMA Corporation. The Company has a dividend payable to PHINMA Corporation for cash dividends declared.

SLTEC

The transactions with SLTEC include the sale and purchase of electricity (see Note 34), reimbursements of expenses and receipt of dividends.

MGI

The Parent Company purchases the entire net electricity output of MGI (see Note 34). Other transactions with MGI include reimbursements of expenses and advances for future subscriptions. In 2018 and 2017, the Parent Company invested additional capital in MGI amounting to P12.50 million and P80.25 million, respectively.

PPHC/UGC/Asian Plaza, Inc./Asia Coal/ACTA

PPHC, UGC, Asian Plaza, Inc., Asia Coal and ACTA are entities under common control. The transactions with these companies include cash dividends and/or advances.

In 2018 and 2017, the Parent Company made additional investments in ACTA's capital stock amounting to P4.65 million and P18.07 million, respectively (see Note 13).

T-O Insurance, Inc.

T-O Insurance, Inc. is likewise controlled by PHINMA, Inc. through a management agreement. The Company insures its properties through T-O Insurance, Inc. The Company's transaction with T-O Insurance, Inc. includes payment of insurance and membership fees, the receipt of refund for overpayment and purchase of U.S. dollars.

Emar Corporation

The Parent Company bills Emar Corporation for its share in expenses which is collected within a year.

AC Energy, Inc.

The Company is the assignee of a lease contract from AC Energy for the 22nd floor, 6750 Office Tower, Ayala Ave., Makati City, and has paid AC Energy, Inc. for the proportionate share in fit-out costs, cabling, systems development, and other costs. The lease period is from 01 September 2019 to 31 December 2021. The Company and its subsidiaries PHINMA Renewable, PHINMA Power, and CIPP has a management contract with AC Energy, Inc. up to five (5) years from effectivity. Under the management contracts, AC Energy, Inc. has general management authority with corresponding responsibility over all operations and personnel of PHINMA Energy, including planning, direction, and supervision of all the operations, sales, marketing, distribution, finance, and other business activities of the Company.

c. Ownership structure and parent company

As of 16 August 2019, AC Energy, Inc. owns 66.34% of the outstanding voting shares of the Company. The parent company of PHINMA Energy is AC Energy, Inc. The Company has a management contract with AC Energy, Inc. up to 01 September 2023. Under the contract, AC Energy, Inc. has general management authority with corresponding responsibility over all operations and personnel of PHINMA Energy, including planning, direction, and supervision of all the operations, sales, marketing, distribution, finance, and other business activities of the Company.

d. Resignation of Directors

The following directors have resigned since the date of the 2018 annual meeting of stockholders:

Director	Date of Effectivity of Resignation
Ramon R. Del Rosario, Jr.	01 July 2019
Oscar J. Hilado	01 July 2019
Magdaleno B. Albarracin, Jr.	01 July 2019
Victor J. del Rosario	01 July 2019
Pythagoras L. Brion, Jr.	01 July 2019
Roberto M. Laviña	01 July 2019
Francisco L. Viray	15 May 2019
David L. Balangue	15 February 2019

There are no disagreements between any of the directors and the Company on any matter relating to the Company's operations, policies or practices. None of the directors or independent directors who were not nominated in this stockholders' meeting declined a nomination or refused to be nominated. The change in the directors reflected the change in control of the Company as discussed in Item (4) (d) (iv) above.

Item 6. Compensation of Directors and Executive Officers

a. Executive Compensation

For the first half of 2019 and calendar years ended 31 December 2018 and 31 December 2017, the total salaries, allowances, and bonuses paid to the directors and executive officers of PHINMA Energy are as follows:

Name/Position	Year	Salaries	Bonus	Other Annual Compensation
----------------------	-------------	-----------------	--------------	----------------------------------

CEO and Top 4 Most Highly Compensated Executive Officers (Total Compensation)

Francisco L. Viray, President and CEO (until 15 May 2019)

Ramon R. del Rosario, Jr, Vice Chairman (until 01 June 2019)
 Pythagoras L. Brion, Jr., SVP & CFO (until 15 May 2019)
 Mariejo P. Bautista, SVP- Finance & Controller
 Rizalino G. Santos, SVP – Power Business (until 15 May 2019)

2019	9,014,233	2,980,334.96	90,000
2018	21,444,674	2,980,335	590,600
2017	27,542,866	11,819,293	711,200

All Other Officers and Directors as a Group (Total Compensation)

2019	6,439,663.33	1,829,346.67	342,000
2018	12,727,585	1,160,775	2,112,500
2017	12,221,185	20,032,560	1,619,057

- (a) *Includes bonus accrued in 2016 but paid in 2017.*
 (b) *Includes bonus accrued in 2015 but paid in 2016.*

i. Compensation of Directors

The directors receive allowances, per diem (Php120,000.00 on an annual basis), and bonuses based on a percentage of the net income of PHINMA Energy for each fiscal year.

There are no other existing arrangements/agreements to which said directors are to be compensated during the last completed fiscal year and the ensuing year.

ii. Employment Contracts and Termination of Employment and Change-in-Control Arrangements

Under PHINMA Energy’s By-Laws, the Officers of the Company shall hold office for one (1) year and until their successors are chosen and qualified in their stead. Any officer elected or appointed by the majority of the Board of directors may be removed by the affirmative vote of the Board of directors.

PHINMA Energy does not have written contracts with any of its executive officers or other significant employees.

iii. Compensatory Plan or Arrangement

The compensation received by officers who are not members of the Board of PHINMA Energy consists of salaries, bonuses, and other benefits.

All permanent and regular employees of the Company and its subsidiaries hired are covered by the PHINMA Energy retirement plan (the “Plan”). The Plan provides benefits upon normal retirement beginning at age sixty (60), early retirement beginning at age fifty (50) with completion of at least ten (10) years of service, voluntary separation beginning upon completion of at least ten (10) years of service, total and physical disability, death, and involuntary separation. The benefits are based on the employee’s final monthly basic salary and length of service.

iv. Warrants and Options Outstanding

On 02 April 2007, the Board and stockholders authorized PHINMA Energy to set aside a total of one hundred million (100,000,000) shares from the unsubscribed portion of the Company’s authorized shares for the following purposes and under terms and conditions as determined by the Executive Committee of the Board:

1. Stock grants to officers and managers of the Company; and
2. Stock options for directors, officers, and employees of the Company and its subsidiaries and affiliates for the purposes.

On 08 January 2008, the SEC approved the Company's Executive Stock Grants Plan and Stock Option Plan.

The Executive Stock Grants Plan is available to all officers of PHINMA Energy and its subsidiaries, including unclassified managers. Upon achievement of the Company's goals and the determination of any variable compensation, twenty percent (20%) of the variable compensation of the officers or managers who are entitled to avail of the Executive Stock Grants Plan are given in the form of PHINMA Energy's shares with a twenty percent (20%) discount on the weighted average closing price for twenty (20) trading days before the date of the grant but not lower than the par value of P1.00 per share. The first stock grants were subject to a holding period of one (1) year for the first one-third (1/3) of the shares, two (2) years for the next one-third (1/3) of shares and three (3) years for the remaining one-third (1/3) of the shares. Succeeding stock grants are subject to a holding period of three (3) years.

The Stock Option Plan is available to all Directors and permanent Officers and employees of PHINMA Energy and its affiliates/subsidiaries. Employees may purchase up to thirty-three percent (33%) of their allocated shares within the first year of the grant, up to sixty-six percent (66%) on the second year of the grant, and up to one hundred percent (100%) on the third year of the grant, in cash at the weighted average closing price for twenty (20) trading days prior to date of grant but not lower than the par value of P1.00 per share.

On 07 May 2008, the Company's Stock Option Committee suspended the implementation of the Stock Option Plan. The Committee decided to implement the Company's Stock Grant for its executives which resulted in the grant of 0 shares for 2017, 3,877,014 shares for 2016, 1,795,098 million shares for 2015, 0 shares for 2014, and 695,877 shares for 2013.

1. CEO & Executive Officers		
Ramon R. Del Rosario, Jr.	Chairman	2,500,000
Francisco L. Viray	President & CEO	3,000,000
Oscar J. Hilado	Vice-Chairman	3,000,000
Roberto M. Laviña	SEVP / Treasurer	2,500,000
Raymundo A. Reyes, Jr.	SVP – Energy Resources Development	1,750,000
Rizalino G. Santos	SVP – Power Business	1,750,000
Total		14,500,000
2. All executive officers as a group		
Various		9,225,000
3. All directors as a group who are not executive officers		
Various		10,500,000
4. All other employees as a group		
Various		7,865,303
GRAND TOTAL		42,090,303

On 22 July 2013, the grant date, the Company lifted the suspension of the Stock Option Plan and awarded additional options under the same plan. Exercise price was at P2.29 per share. The Company's stock options have no remaining contractual life as of 31 December 2016.

As of 16 August 2019, the stock option has not been adjusted or amended as the previous grant had no remaining life as of 31 December 2016.

Item 7. Independent Accountants' Appointment

- a. The Audit Committee of PHINMA Energy proposed that the accounting firm of SyCip Gorres Velayo & Co. (SGV) be retained as the Company's external auditor for the year 2019. The members of the Audit Committee are as follows:

a.	Ms. Corazon S. de la Paz-Bernardo	Chairman
b.	Mr. Victor J. del Rosario	Member (until 01 July 2019)
c.	Mr. Edward S. Go	Member
d.	Mr. Jose Rene Gregory Almendras	Member (01 July 2019 to present)

SGV has been PHINMA Energy's Independent Public Accountant since 1969. The Audit Committee, the Board, and the stockholders of PHINMA Energy approved the engagement of SGV as the Company's external auditor for 2018. The services rendered by SGV for the calendar year ended 31 December 2018 included the examination of the parent and consolidated financial statements of the Company, assistance in the preparation of the Company's annual income tax return, and other services related to filing of reports made with the SEC.

The engagement partner who conducted the audit for Calendar Year 2018 was Mr. Benjamin N. Villacorte, an SEC accredited auditing partner of SGV. This is Mr. Villacorte's second year as engagement partner for the Company.

- b. **Changes in and disagreements with accountants on accounting and financial disclosure.**

During the past five (5) years, there has been no event in which PHINMA Energy and SGV had any disagreement with regard to any matter relating to accounting principles or practices, financial statement disclosures or auditing scope or procedures.

- c. PHINMA Energy complied with SRC Rule 68, paragraph 3(b)(ix) which requires the rotation of external auditors or signing partners every five (5) years of engagement and the mandatory two-year cooling-off period for the re-engagement of the same signing partner or individual auditor.

The external auditors for the current year and for the most recently completed fiscal year are expected to be present at the Annual Stockholders' Meeting and to answer any question. They are likewise given an opportunity to give statements if they desire to do so.

- d. **Audit and Audit-Related Fees**

PHINMA Energy paid SGV the amount of P1,200,000.00 for each of calendar years 2018, 2017, and 2016, for professional services rendered for the audits of the Company's annual financial statements and for services that are normally provided by external auditors in connection with statutory and regulatory filings or engagement. There were no other services rendered or fees billed for products and services provided by SGV.

The Audit Committee discusses the nature and scope of the audit with the external auditor before the audit commences. It pre-approves audit fees, plans, scope, and frequency one (1) month before the conduct of external audit. It evaluates and determines non-audit work by the external auditor and reviews the non-audit fees paid to the external auditor, both in relation to their significance to the audit and in relation to the Company's total expenditure on consultancy.

- e. Tax fees

No tax consultancy services were secured from SGV & Co. for the past two years.

- f. All other fees (Non-Audit Fees)

No other fees were paid to SGV & Co. for the past two years.

Item 8. Compensation Plans

No matter or action relating to any compensation plan pursuant to which cash or non-cash compensation may be paid or distributed will be taken up during the meeting.

C. ISSUANCE AND EXCHANGE OF SECURITIES

Item 9. Authorization or issuance of securities other than for exchange

a. Title and Amount of Securities to be Authorized or Issued:

i. Increase in Authorized Capital Stock

The authorized capital stock is being proposed to be increased by 16,000,000,000 common shares. An amendment to Article Seventh of the Company's Articles of Incorporation will be submitted for approval during the annual stockholders' meeting. The said amendment seeks to increase the Company's authorized capital stock from Eight Billion Four Hundred Million Pesos (P8,400,000,000.00) divided into Eight Billion Four Hundred Million (8,400,000,000) shares, to Twenty-Four Billion Four Hundred Million Pesos (P24,400,000,000.00) divided into Twenty-Four Billion Four Hundred Million (24,400,000,000) shares.

ii. Issuance of shares to AC Energy, Inc.

To be presented for the ratification and approval of the shareholders is the issuance of 2.632 billion common shares of stock to AC Energy, Inc. on 24 June 2019. The issuance of said shares was approved by the Board on 09 May 2019.

b. Description of the Registrant's Securities:

The Company's current authorized capital stock is Eight Billion Four Hundred Million Pesos (P8,400,000,000.00) divided into Eight Billion Four Hundred Million (8,400,000,000) common shares with a par value of One Peso (P1.00) per share. As of 16 August 2019, 7,521,774,922 shares of the Company are issued and outstanding. Stockholders of the Company enjoy full dividend and voting rights in accordance with the Corporation Code, pro-rata to their shareholdings. Pursuant to Article Seventh of the Company's Articles of Incorporation, stockholders have pre-emptive right to purchase or subscribe to additional shares, except if the issue of the said additional shares does not exceed 35% of the resulting total issued and outstanding capital stock, and the additional subscribed capital stock will be used exclusively for the benefit of the Company. All common shares have full voting rights, and the right to receive dividends. There are no other class of shares which enjoy preferential rights as to voting or dividends. There are no provisions in the Articles or the by-laws that would delay, defer or prevent a change in control of the Company.

c. Nature and approximate amount of consideration received or to be received by the Company and amounts devoted to each purpose.

i. Increase in Authorized Capital Stock. The terms and conditions of the rights offer, including the offer price or consideration that will be received, will be determined by the Company at a later date. The Company expects to receive at least the par value of the shares to be issued out of the increase in capital stock (in cash or in kind). Additional capital will be used for investments in greenfield projects and acquisition of power assets, including on-shore power generation and development assets. These projects will result in an increase in the asset base of the Company and more power plants that can generate more revenues for the Company, which will ultimately redound to the benefit of the stockholders.

ii. Issuance of Shares to AC Energy, Inc. The total issue price of Php2,632,000,000.00 was received by the Company on 24 June 2019, simultaneous with the issuance of the shares.

As an integrated power solutions company, PHINMA Energy generates electricity and sells the same primarily to customers with whom it has entered into long term supply contracts where prices of electricity supplied are fixed, or through the Wholesale Electricity Spot Market (WESM) where prices of electricity move and fluctuate depending on supply and demand for power. PHINMA Energy also

trades electricity by purchasing power from other power generators and selling the same to customers. Phinma Energy also has bilateral contracts with electricity generators at fixed prices and with customers also at fixed prices. PHINMA energy earns from margins between the cost of power and the sale price thereof.

PHINMA Energy's long-term supply contracts, have resulted in trading losses in 2018. Revenues from power sales of supply contracts are insufficient to cover operating requirements, taxes and debt obligations. The following first half of 2019 was similar to 2018 and will result in a huge reduction in the Company's cash. Due to heavy losses incurred in 2018, PHINMA Energy ended the year 2018 with only Php800 million in cash which, based on the Company's projections for, would have completely depleted the working capital of the Company. The additional cash was utilized by the Company to replenish its working capital, which was already depleted, and to pay off debt obligations that matured in 2019 amounting to Php1.33 billion. Approximately Php500 Million is used by the Company to fund its working capital, and approximately Php1.1 Billion will be used for development of future projects of the Company. The capital infusion resulted replenishment of the Company's working capital and pay-off of certain debt and avoidance of default on debt instruments.

The Company will apply for the listing of the new shares issued to AC Energy, Inc. by the fourth quarter of 2019. The issuance of the shares will be submitted for approval of the stockholders. A copy of the Comprehensive Corporate Disclosure for this purpose will be sent to the stockholders in connection with this proposal.

Item 10. Modification or Exchange of Securities

The Company will not be presenting any matter or act involving the modification of any class of the Company's securities or the issuance or authorization for issuance of one class of the Company's securities in exchange for outstanding securities of another class during the meeting.

Item 11. Financial and Other Information

The Management's Discussion and Analysis (MD&A) or Plan of Operations, PHINMA Energy's Audited Financial Statements as of 31 December 2018 and unaudited Financial Statements as of the Second Quarter ending 30 June 2019 are attached hereto as **Annexes "D"**, **"E"** and **"E-1"**, respectively. The Annual Report for the said period will be distributed to stockholders of record during the annual meeting.

In line with PHINMA Energy's commitment to promote responsible business, the Company intends to distribute copies of this Definitive Information Statement (the **"DIS"**) through a Quick Response Code (**"QR Code"**) and soft copy distribution via email or link to the Company's website. The detailed instructions to access information through electronic means and the use thereof is attached hereto as **Annex "F"**.

THE ANNUAL REPORT ON SEC FORM 17-A FOR THE YEAR ENDED 31 DECEMBER 2018 AND PRINTED COPIES OF THE DIS WILL BE AVAILABLE UPON REQUEST OF STOCKHOLDERS. THE REQUEST MAY BE SENT DIRECTLY TO THE HEAD OF LEGAL AND REGULATORY, ATTY. DODJIE D. LAGAZO, WITH OFFICE ADDRESS AT THE 4th FLOOR, 6750 OFFICE TOWER, AYALA AVENUE, MAKATI CITY AND A COPY WILL BE SENT, FREE OF CHARGE.

Dividends

The payment by PHINMA Energy of dividends shall be subject to the availability of retained earnings following the SEC rule on calculation of available retained earnings for dividend declaration, loan covenants and financial ratios.

PHINMA Energy declares cash or stock dividends to its common stockholders in amounts determined by the Board taking into consideration the results of the Company's operations, its cash position, investments and capital expenditure requirements, and unrestricted retained earnings. The Company also declares special cash dividends where appropriate.

As of 16 August 2019, no dividend payment has been declared for the first half of 2019, while dividends declared and paid in 2014 up to 2018 were as follows:

Date of Declaration	Dividend			Record Date
	Type	Rate (in PHP)	Amount (in PHP) *	
24 March 2014	Cash	0.04 per share	194,555	07 April 2014
23 February 2015	Cash	0.04 per share	194,602	09 March 2015
23 February 2016	Cash	0.04 per share	194,606	09 March 2016
16 December 2016	Cash	0.04 per share	195,436	04 January 2017
03 March 2017	Cash	0.04 per share	195,436	17 March 2017
28 February 2018	Cash	0.04 per share	195,591	14 March 2018

As of 30 June 2019, PHINMA Energy's retained earnings balance amounted to P2.80 billion. As of 31 December 2018, PHINMA Energy's retained earnings balance amounted to P3.30 billion. Retained earnings not available for declaration amounted to P1,312.96 million, computed based on the guidelines provided in SRC Rule 68, as amended, representing (a) P1,285.25 million undistributed earnings of subsidiaries, associates, and joint ventures, and (b) P27.71 million cost of treasury shares, as at 31 December 2018.

As of 16 August 2019, there are no changes in and disagreements with accountants on accounting and financial disclosure. Representatives of SGV & Co., the Company's principal accountants for the current year and for the most recently completed fiscal year are expected to be present at the meeting, will have the opportunity to make a statement if they desire to do so; and are expected to be available to respond to appropriate questions.

Item 12. Mergers, consolidations, acquisitions and similar matters

Recent Sales of Unregistered Securities

- (a) On 24 June 2019, PHINMA Energy signed a Subscription Agreement with AC Energy, Inc. for 2,632,000,000 new shares of stock of PHINMA Energy at P1.00 per share. Before the issuance, the total issued and outstanding common shares of PHINMA Energy was 4,889,774,922 shares. The issuance of 2,632,000,000 new shares of PHINMA Energy out of its authorized but unissued capital stock increased the total issued and outstanding common shares to 7,521,774,922.
- (b) The unregistered securities of PHINMA Energy were issued to AC Energy, Inc., a corporation duly organized and existing under Philippine law, with principal office address at 4F 6750 Building, Ayala Avenue, Makati City. AC Energy, Inc. manages a diversified portfolio of renewable and conventional power generation projects and engages primarily in power project development operations and in other businesses located in the Philippines, Indonesia, Vietnam, and Australia. AC Energy, Inc. was designated in 2011 as Ayala Corporation's vehicle for investments in the power sector to pursue greenfield, as well as currently operating, power-related projects for both renewable and conventional technologies in various parts of the Philippines. In 2016, AC Energy, Inc. expanded its business purpose to include the purchase, retail, supply, and delivery of electricity. In 2017, the business purposes were expanded further to include the development, operation, and maintenance of power projects.
- (c) The unregistered securities of PHINMA Energy were issued at the issue price equivalent to its par value of one peso (P1.00) per share.
- (d) Exemption from Registration. The requirement of registration under subsection 8.1 of the Securities Regulation Code does not apply to the issuance of new shares to AC Energy, Inc. as this is an isolated transaction of PHINMA Energy not made in the course of repeated and successive transactions of a like character and PHINMA Energy is not an underwriter of such security (*Section 10.1(c) of the Securities Regulation Code*). Upon its subscription of the primary shares, AC Energy, Inc. is an existing stockholder of

2,517,064,700 PHINMA Energy shares by its acquisition of the 51.476% combined stake of PHINMA, Inc. and PHINMA Corporation in PHINMA Energy, and that of additional 156,476 PHINMA Energy shares under the mandatory tender offer conducted during the tender offer period. No commission or other remuneration was paid or given directly or indirectly in connection with the issuance of such capital stock (*Section 10.1(e) of the Securities Regulation Code*).

- (e) The Company will apply for the listing of the shares by the fourth quarter of 2019. The issuance of the shares will be submitted for approval of the stockholders.

Business Development

- (a) PHINMA Energy has not been the subject of the following during the last five (5) years: any bankruptcy, receivership or similar proceeding or violation of the securities or commodities law or regulation.

Business of Issuer (a more detailed discussion is contained in **Annex “D”**, Management Discussion and Analysis)

- (a) PHINMA Energy does not have, and its business does not depend on, any patents, trademarks, copyrights, licenses, franchises, concessions, and royalty agreements;
- (b) Costs and effects of compliance with environmental laws. The Company’s power generation operations are subject to extensive, evolving and increasingly stringent safety, health and environmental laws and regulations. These laws and regulations, such as R.A. 8749 or the Clean Air Act and Republic Act 9275 or the Philippine Clean Water Act, address, among other things, air emissions, wastewater discharges, the generation, handling, storage, transportation, treatment and disposal of toxic or hazardous chemicals, materials and waste, workplace conditions and employee exposure to hazardous substances. PHINMA Energy and its subsidiaries have incurred, and expect to continue to incur, operating costs to comply with such laws and regulations. The Company and its subsidiaries spends P3 Million annually for emissions testing. In addition, PHINMA Energy and its subsidiaries have made and expect to make capital expenditures in the amount of P20 Million to upgrade emissions monitoring systems to comply with safety, health and environmental laws and regulations.
- (c) As of 16 August 2019, PHINMA Energy has 256 employees: 90 employees are in its Makati office, 22 in CIPP in La Union, 34 for PPGC in Bulacan, 49 for Power Barges, 46 for OSPGC and 15 for PHINMA R.E. in Guimaras. Of the total employees, 22 are managers and officers, 208 are supervisors, and 13 are nonsupervisory employees. The Company has the intention of hiring 13 employees for the ensuing months.

Description of Property

(For a detailed description of the Properties of the Company, please see the discussion on “Properties” under the Management Discussion & Analysis attached as **Annex “D”**, page 34)

Legal Proceedings

As of 16 August 2019, PHINMA Energy has no knowledge and/or information of any material pending legal proceedings to which PHINMA Energy or any of its subsidiaries or affiliates is a party or of which any of their property is the subject.

Item 13. Acquisition or disposition of property

There are no matters or actions to be taken up in the meeting with respect to acquisition or disposition of any property by the Company requiring stockholders’ approval under the Revised Corporation Code.

Item 14. Restatement of accounts

- a. As used herein and in other sections of this Information Statement, unless the context otherwise requires, PHINMA Energy refers to the Company and its subsidiaries where the Company has control pursuant to SRC Rule 68, Par. 6 (Consolidated Financial Statements).

The accounting policies adopted are consistent with those of the previous financial year except for the adoption of the new and amended Philippine Financial Reporting Standards (PFRS) and the Philippine Accounting Standards (PAS) and Interpretations issued by the Philippine Interpretations Committee (PIC) which became effective beginning 01 January 2018. Extensive discussions are made in the Group’s financial statements for PFRS

15 and 9, PIC Q&A on Land Classification, and PIC Q&A on Advances to Contractors, as all these standards have significant impact on the Group. The Group will also adopt several amended and revised standards and interpretations in the coming years 2020, 2021, and 2022.

- b. As of the first half of 2019 and the fiscal year ending 2018, there were no restatement of accounts, and neither were there restatements that would alter the amount available for distribution to security holders.

D. OTHER MATTERS

Item 15. Action with respect to reports

- a. At the last Annual Stockholders' Meeting held on 11 April 2018, the President and CEO reported the results of operations of the Company through an audio-visual presentation. The Senior Vice President and Controller reported the financial results for the Calendar Year 2017.

Voting and vote tabulation procedures used in the previous meeting. For the election of Directors, each shareholder is entitled to one (1) vote per share multiplied by the number of board seats provided in the Articles of Incorporation (i.e. eleven (11)). Cumulative voting is allowed for election of members of the Board of Directors. Each stockholder may vote the number of shares of stock outstanding in his own name as of the record date of the meeting for as many persons as there are directors to be elected or he may cumulate said shares and give one (1) candidate as many votes as the number of Directors to be elected multiplied by the number of his shares shall equal, or he may distribute them on the same principle among as many candidates as he shall see fit; provided that the total number of votes cast by him shall not exceed the number of shares owned by him as shown in the books of PHINMA Energy multiplied by the whole number of Directors to be elected and provided, however, that no delinquent stock shall be voted.

The renewal of the Management Contract shall require the affirmative vote of at least two-thirds (2/3) of the total outstanding capital stock of the Company entitled to vote. All other matters in the Agenda that require corporate action will require the affirmative vote of a majority of the issued and outstanding shares of the Company's common stock present and represented and entitled to vote at the Meeting. Because abstentions with respect to any matter are treated as shares present and represented and entitled to vote for purposes of determining whether that matter has been approved by the stockholders, abstentions have the same effect as negative votes. Broker non-votes and shares as to which proxy authority has been withheld with respect to any matter are not deemed to be present or represented for purposes of determining whether stockholder approval of that matter has been obtained.

Items that required the vote of stockholders was presented for approval of the stockholders at the previous meeting. Voting was by raising of hands or *viva voce*, without need to resort to voting by means of writing by secret ballot to be counted thereafter by the Corporate Secretary in the presence of SGV & Co. to validate the counting. The results were tallied in a book kept exclusively for such purpose, and signed by the Corporate Secretary and the External Auditor.

The following matters were likewise presented and approved by the stockholders during the said meeting:

- i. Minutes of the previous Annual Stockholders' Meeting;
- ii. Annual Report of Management including the Audited Financial Statements for the year ended 31 December 2017 and Confirmation of all acts of the Board of Directors and of Management since the last Annual Stockholders' Meeting;
- iii. Election of eleven (11) Directors including four (4) independent directors for the ensuing year; and
- iv. Appointment of external auditor.

The voting results of each agenda item, attendance of the directors, officers and stockholders, are duly reflected in the Minutes of the previous Annual Stockholders' Meeting attached as **Annex "B"** of this Information Statement.

- b. For the Annual Stockholders' Meeting on 17 September 2019, the President and CEO will report on the performance of the Company in 2018. The following matters will also be presented for the consideration of the stockholders at such meeting:

- i. Minutes of the previous Annual Stockholders' Meeting (see **Annex "B"**)
- ii. Annual Report of Management (see **Annex "D"**) including the Audited Financial Statements for the year ended 31 December 2018 (see **Annex "E"**)
- iii. Confirmation of all acts of the Board of Directors and of Management since the last Annual Stockholders' Meeting (see **Annex "C"**);
- iv. Amendment of the Articles of Incorporation;
 1. Change in the Company's name to AC Energy Philippines, Inc.;
 2. Change of the Company's principal place of business to 4th Floor, 6750 Office Tower, Ayala Ave., Makati City;
 3. Increase in the Company's authorized capital stock from PHP8.4 billion divided into 8.4 billion shares, to PHP24.4 billion divided into 24.4 billion shares; and
 4. Inclusion of a provision exempting from the pre-emptive right of existing stockholders the issuance of shares in exchange for property to be used for corporate purposes or in payment of previously contracted debt.
- v. Amendment of the By-laws;
 1. Change in the Company's name to AC Energy Philippines, Inc.; and
 2. Change of the Company's principal place of business to 4th Floor, 6750 Office Tower, Ayala Ave., Makati City.
- vi. Election of eleven (11) Directors including five (5) independent directors for the ensuing year;
- vii. Issuance of 2.632 billion voting shares to AC Energy, Inc. on 24 June 2019;
- viii. Consent to Assignment of Management Contract from PHINMA, Inc. to AC Energy, Inc.; and
- ix. Appointment of external auditor

The approval of the Minutes of the previous Annual Stockholders' Meeting, the approval of Annual Report of Management including the Audited Financial Statements for the year ended 31 December 2018, the Confirmation of all acts of the Board of Directors and of Management since the last Annual Stockholders' Meeting, Amendment of the By-Laws, and the approval of the appointment of the Company's external auditor shall require the affirmative vote or written assent of a majority of the stockholders entitled to vote during the Annual Stockholders' Meeting. Amendment of the Articles of Incorporation and consent to the assignment of the management contract requires the affirmative vote of two-thirds (2/3) of the entire outstanding stock of the Company.

Pursuant to Sections 57 and 23 of the Revised Corporation Code which allow voting through remote communication or in absentia by the stockholders, the Company has set up an online web address (URL) which may be accessed by the shareholders to register and vote on the matters at the meeting through remote communication or *in absentia*⁴. A shareholder who votes through remote communication or *in absentia* shall be deemed present for purposes of quorum.

The following are the rules of conduct and procedures for the meeting:

- (i) Anyone who wishes to make a remark shall identify himself or herself after being acknowledged by the Chairman and shall limit his or her remarks to the item in the Agenda under consideration.
- (ii) On voting procedures, voting shall either be by electronic (if available) or manual voting. For manual voting, shareholders present at the meeting will be given, upon registration, a ballot where he or she can write his or her vote on every item in the Agenda or proposed resolution. Each of the proposed resolutions will be shown on the screen as the same is taken up at the meeting.
- (iii) All the items in the Agenda for approval by the shareholders will need the affirmative vote of shareholders representing at least a majority of the issued and outstanding voting stock present at the meeting, except for the amendment of the Articles of Incorporation and By-laws, which will require the affirmative vote of shareholders representing not less than two-thirds of the outstanding capital stock.
- (iv) Election of directors will be by plurality of votes and every shareholder will be entitled to cumulate his or her vote.
- (v) The Office of the Corporate Secretary will tabulate all votes received and an independent third party will validate the results. The Corporate Secretary shall report the results of voting during the meeting.

⁴ The detailed instructions pertaining to the URL and the use thereof are provided for in **Annex "F"** of this Information Statement.

The Chairman will open the floor for comments and questions by the shareholders following the approval of the items provided in the Agenda. The Chairman will decide whether matters raised by the shareholders may be properly taken up at the meeting. The Chairman will adjourn the meeting when the scheduled order of business is completed, and no further business or matter is considered or raised.

Item 16. Matters Not Required to be Submitted

There are no matters or actions to be taken up in the meeting that will not require the vote of the stockholders as of the record date.

Item 17. Amendment of Charter, By-laws or Other Documents

The Company will seek stockholders' approval of the amendment of the Article First, Article Third, and the first paragraph of Article Seventh of its Articles of Incorporation and the amendment of the caption of Article I of the Company's By-Laws to change the name of the Company from "PHINMA Energy Corporation" to "AC Energy Philippines, Inc.". The Board of Directors of the Company approved the amendments at its meeting on 23 July 2019. However, the inclusion of the third paragraph of Article Seventh of its Articles of Incorporation will be submitted for Board approval prior to the Annual Stockholders' Meeting.

The proposed amendment shall read as follows (*amended portions underlined*):

Articles of Incorporation:

FIRST: The name of the corporation shall be:

AC ENERGY PHILIPPINES, INC.

(As amended during the meeting of the Board of Directors held on 23 July 2019)

xxx

THIRD: That the place where the principal office of the corporation is to be established or located is at 4th Floor, 6750 Office Tower, Ayala Avenue, Makati City, Philippines. The Corporation may establish and maintain branch offices or agencies elsewhere in the Philippines or in foreign countries whenever warranted by exigencies of its business. *(As amended during the meeting of the Board of Directors held on 23 July 2019, and previously during the meeting of the Board of Directors held on 24 November 2014 and the Annual Stockholders' Meeting held on 07 April 2015).*

xxx

SEVENTH: That the authorized capital stock of said corporation is TWENTY-FOUR BILLION FOUR HUNDRED MILLION PESOS (P24,400,000,000.00.00) Philippine Currency, and said capital stock is divided into TWENTY-FOUR BILLION FOUR HUNDRED MILLION (24,400,000,000.00.00) shares with a par value of One Pesos (P1.00) per share. *(As amended on 10 February 2017, 20 March 2012 and during the meeting of the Board of Directors held on 23 July 2019).*

That no holder of the capital stock, whether said stock is now or hereafter authorized, shall have any right, as such stockholder, to purchase or subscribe to additional shares of the capital stock which are now or hereafter authorized by the Corporation, if the issue of the said additional stock not to exceed thirty-five percent (35%) of the resulting total subscribed capital stock shall be exclusively for the benefit of the Corporation as determined by resolutions of the Board of Directors.

That existing stockholders shall have no pre-emptive right in relation to shares issued in good faith in exchange for property needed for corporate purposes or in payment of a previously contracted debt.

AMENDED BY-LAWS OF AC ENERGY PHILIPPINES, INC.

(formerly PHINMA Energy Corporation)

(As amended during the meeting of the Board of Directors held on 23 July 2019)

ARTICLE I OFFICE

The principal office of the Corporation shall be located 4th Floor, 6750 Office Tower, Ayala Avenue, Makati City, Philippines. (As amended during the meeting of the Board of Directors held on 23 July 2019)

Item 18. Other Proposed Action

- a. Election of the members of the Board of Directors, including the independent directors, for the ensuing year.
- b. Ratification of all acts of the Board of Directors and officers beginning 12 April 2018 until 16 September 2019.

The acts of the Board of Directors, its Committees, and Management involve the following:

- (i) constitution of Board Committees and appointment of Chairmen and members;
 - (ii) election of lead independent director and officers;
 - (iii) updating of lists of attorneys-in-fact and authorized signatories;
 - (iv) ratification of the actions of the board committees;
 - (v) execution of agreements relating to the properties of the Company;
 - (vi) 2019 Consolidated and Parent Company Budget; and
 - (vii) approval of reports to be issued by the Company.
- c. Election of external auditor and fixing of its remuneration
 - d. Assignment of the Management Contract and entering into the Management Contract

A proposal will be submitted to approve the assignment of the management contract by PHINMA, Inc. to AC Energy, Inc. valid until 01 September 2023. Under the existing management contract, PHINMA, Inc. has a general management authority with the corresponding responsibility over all operations and personnel of the Company including planning, direction, and supervision of all the operations, sales, marketing, distribution, finance, and other business activities of the Company.

Under Section 43 of the *Revised Corporation Code of the Philippines*, a management contract must be approved by the board of directors and by stockholders owning at least the majority of the outstanding capital stock, or by at least a majority of the members in the case of a non-stock corporation, of both the managing and the managed corporation, at a meeting duly called for the purpose: *Provided*, That (a) where a stockholder or stockholders representing the same interest of both the managing and the managed corporations own or control more than one-third (1/3) of the total outstanding capital stock entitled to vote of the managing corporation; or (b) where a majority of the members of the board of directors of the managing corporation also constitute a majority of the members of the board of directors of the managed corporation, then the management contract must be approved by the stockholders of the managed corporation owning at least two-thirds (2/3) of the total outstanding capital stock entitled to vote, or by at least two-thirds (2/3) of the members in the case of a non-stock corporation.

Thus, AC Energy, Inc., being a stockholder representing the interest of both itself (as managing corporation) and the Company (as the managed corporation), and owning or controlling more than one-third (1/3) of the total outstanding capital stock entitled to vote of the Company, the affirmative vote of at least two-thirds (2/3) of the total outstanding capital stock of the Company entitled to vote is required to approve the proposed action.

Item 19. Voting Procedures

- a. Vote Required.

The eleven (11) nominees for directors receiving the highest number of votes shall be declared elected, provided that at least two (2) out of the eleven (11) directors shall be independent. The stockholders have cumulative voting rights with respect to the election of the Company's Directors. Amendments to the Articles of Incorporation and approval of the assignment of the Management Contract to AC Energy, Inc. shall require the affirmative vote of two-thirds (2/3) of the outstanding capital stock of the Company. All other items in the Agenda shall require the affirmative vote of a majority of the outstanding capital stock entitled to vote in the meeting. Each stockholder

may vote in person or by proxy the number of shares of stock standing in his own name in the books of the Company as of the record date of the meeting.

b. Method of Voting.

Each stockholder or member shall have the right to nominate any director or trustee who possesses all of the qualifications and none of the disqualifications set forth in this Code. Stockholders entitled to vote shall have the right to vote the number of shares of stock standing in their own names in the stock books of the corporation at the time fixed in the bylaws or where the bylaws are silent, at the time of the election. The said stockholder may: (a) vote such number of shares for as many persons as there are directors to be elected; (b) cumulate said shares and give one (1) candidate as many votes as the number of directors to be elected multiplied by the number of the shares owned; or (c) distribute them on the same principle among as many candidates as may be seen fit: *Provided*, That the total number of votes cast shall not exceed the number of shares owned by the stockholders as shown in the books of the corporation multiplied by the whole number of directors to be elected: *Provided, however*, That no delinquent stock shall be voted. (Section 23 of the *Revised Corporation Code of the Philippines*)

Because abstentions with respect to any matter are treated as shares present and represented and entitled to vote for purposes of determining whether that matter has been approved by the stockholders, abstentions have the same effect as negative votes. Broker non-votes and shares as to which proxy authority has been withheld with respect to any matter are not deemed to be present or represented for purposes of determining whether stockholder approval of that matter has been obtained.

Items requiring the vote of stockholders will be presented for approval of the stockholders at the meeting. Voting shall be by raising of hands or *viva voce*; otherwise, voting shall either be by electronic (if available) or manual voting. For manual voting, stockholders present at the meeting will be given, upon registration, a ballot where he can write his vote on every item in the Agenda or proposed resolution and counted manually thereafter by the Corporate Secretary in the presence of the External Auditor to validate the counting. The results shall be tallied in a book kept exclusively for such purpose and signed by the Corporate Secretary and the External Auditor. Each of the proposed resolutions will be shown on the screen as the same is taken up at the meeting.

SIGNATURE

After reasonable inquiry and to the best of my knowledge and belief, I certify that the information set forth in this report is true, complete and correct. This report is signed in the City of Makati on 28 August 2019.

PHINMA ENERGY CORPORATION

by:


DODJIE D. LACAZO
Assistant Corporate Secretary

ANNEXES

- A. Directors and Key Officers
- B. Minutes of the previous Annual Stockholders' Meeting
- C. Relevant resolutions approved by the Board of directors for ratification by the stockholders
- D. Management's Discussion and Analysis (MD&A) or Plan of Operations
- E. Audited Financial Statements for the year ended 31 December 2018
- E-1. Unaudited Interim Financial Statements as of the Second Quarter ending 30 June 2019
- F. Instruction for Electronic Voting in Absentia ("EVA System")

ANNEX A
DIRECTORS AND KEY OFFICERS

The write-ups below include positions held as of 16 August 2019 and in the past five years and personal data as of 16 August 2019, of directors and executive officers.

Board of Directors

Fernando Zobel de Ayala	Chairman
Jaime Augusto Zobel de Ayala	Vice-Chairman
John Eric T. Francia	President and CEO, Executive Member
Gerardo C. Ablaza, Jr.	
Jose Rene Gregory D. Almendras	
John Philip S. Orbeta	
Sherisa P. Nuesa	Lead Independent Director
Melinda L. Ocampo	Independent Director
Consuelo D. Garcia	Independent Director
Ma. Aurora D. Geotina-Garcia	Independent Director
Jesus P. Francisco	Independent Director

Fernando Miranda Zobel de Ayala, Filipino, 59, was elected on 23 July 2019. He is a Director of Ayala Corporation since May 1994, and its President and Chief Operating Officer since April 2006. He holds the following positions in publicly listed companies: Chairman of Ayala Land, Inc. and Manila Water Company, Inc.; Director of Bank of the Philippine Islands, Globe Telecom, Inc., and Integrated Micro-Electronics, Inc.; and Independent Director of Pilipinas Shell Petroleum Corporation. He is the Chairman of AC International Finance Ltd., Liontide Holdings, Inc., AC Energy, Inc., Ayala Healthcare Holdings, Inc., Automobile Central Enterprise, Inc., Alabang Commercial Corporation, Accendo Commercial Corp., and Hero Foundation, Inc.; Co-Chairman of Ayala Foundation, Inc. and Ayala Group Club, Inc.; Vice-Chairman of ALI Eton Property Development Corporation, Aurora Properties Incorporated, Vesta Property Holdings, Inc., Ceci Realty Inc., Fort Bonifacio Development Corporation, Bonifacio Land Corporation, Emerging City Holdings, Inc., Columbus Holdings, Inc., Berkshires Holdings, Inc., and Bonifacio Art Foundation, Inc.; Director of LiveIt Investments, Ltd., AG Holdings Ltd., AC Infrastructure Holdings Corporation, Asiacom Philippines, Inc., Ayala Retirement Fund Holdings, Inc., AC Education, Inc., and AC Ventures Holding Corp., Honda Cars Philippines, Inc., Isuzu Philippines Corporation, and Manila Peninsula. He graduated with a B.A. in Liberal Arts at Harvard College in 1982 and holds a CIM from INSEAD, France.

Jaime Augusto Miranda Zobel de Ayala, Filipino, 60, was elected on 23 July 2019. He is a Director of Ayala Corporation since May 1987, and its Chairman and CEO since April 2006. He holds the following positions in publicly-listed companies: Chairman of Globe Telecom, Inc., Integrated Micro- Electronics, Inc. and Bank of the Philippine Islands; and Vice Chairman of Ayala Land, Inc. and Manila Water Company, Inc. He is also the Chairman of AC Education, Inc., Ayala Retirement Fund Holdings, Inc., AC Industrial Technology Holdings, Inc., AC Ventures Holding Corp., AC Infrastructure Holdings Corporation, and Asiacom Philippines, Inc.; Co-Chairman of Ayala Foundation, Inc. and Ayala Group Club, Inc.; Director of Alabang Commercial Corporation, Ayala International Pte. Ltd., AC Energy, Inc., Ayala Healthcare Holdings, Inc., Light Rail Manila Holdings, Inc., and AG Holdings Limited. He graduated with a B.A. in Economics (Cum Laude) at Harvard College in 1981 and obtained an MBA at the Harvard Graduate School of Business Administration in 1987.

John Eric T. Francia, Filipino, 48, was elected on 09 May 2019 to served effective 15 May 2019. He is the President and Chief Executive Officer of AC Energy, Inc. He is a Managing Director and member of the Management Committee of Ayala Corporation since 2009. Mr. Francia is a Director of Manila Water Company, Inc., a publicly listed company. He is also a member of the Board of Directors of the following companies within the Ayala Group: Purefoods International Limited, AC Education, Inc., AC College of Enterprise and Technology, Inc., AC Ventures Holding Corp., Ayala Aviation Corporation, Zapfam, Inc., Northwind Power Development Corporation, North Luzon Renewable Energy Corporation, Light Rail Manila Corporation, AC Infrastructure Holdings Corporation, MCX Tollway, Inc., and others. He received his undergraduate degree in Humanities and Political Economy from the University of Asia & the Pacific, graduating magna cum laude. He then completed his Masters Degree in Management Studies at the University of Cambridge in the United Kingdom, graduating with First Class Honors.

Gerardo C. Ablaza, Jr., Filipino, 65, was elected on 01 July 2019. He is a management consultant of Ayala Corporation and a member of the board of directors of AC Energy, Inc. He served as President and CEO of Manila Water Company from June 2010 to April 2017 and still remains involved with the company as a director and member of various management committees. From 1998 to April 2009, he was President and CEO of Globe Telecom, Inc. In June 2015, he became a member of the International Advisory Panel of the Institute for Water Policy under the Lee Kuan Yew School of Public Policy in Singapore. He graduated as Summa Cum Laude and obtained his degree in Liberal Arts (Honors Accelerated Program), Major in Mathematics from the De La Salle University.

Jose Rene Gregory D. Almendras, Filipino, 59, was elected on 01 July 2019. He is the President & CEO of AC Infrastructure Holdings Corporation. Concurrently, he is a Managing Director and Head of Public Affairs and a member of Ayala Corporation's Management Committee. He also serves as a member of the Board of Directors of the following companies within the Ayala Group: Light Rail Manila Holdings, Inc., MCX Tollway Inc. and AF Payments Inc. In the public sector, Mr Almendras served as Secretary of Energy, Cabinet Secretary and Secretary of Foreign Affairs. He landed his first CEO position as the President of City Savings Bank of the Aboitiz Group at the age of 37. During his stint as President of Manila Water Company, the company was awarded as one of the Best Managed Companies in Asia, the Best in Corporate Governance, one of the Greenest Companies in the Philippines and hailed as the world's Most Efficient Water Company. In June 2016, he received the Presidential Award, Order of Lakandula, Rank of Gold Cross Bayani, highest honor given to a civilian by the Republic of the Philippines.

John Philip S. Orbeta, Filipino, 58, was elected on 01 July 2019. He is a member of Ayala Corporation's Management Committee since May 2005 and the Ayala Group Management Committee since April 2009. He is currently a Managing Director, Chief Human Resources Officer and Group Head for Corporate Resources of Ayala Corporation. He is also currently the Chairman of Ayala Aviation Corporation, Ayala Group HR Council, Ayala Group Corporate Security Council, and Ayala Business Clubs; Chairman and President of HCX Technology Partners, Inc.; and Vice Chairman of Ayala Group Club, Inc. Mr. Orbeta also serves as Director of AG Counselors Corporation, AC Industrial Technology Holdings, Inc., Ayala Healthcare Holdings, Inc., Ayala Retirement Fund Holdings, Inc., Zapfam, Inc., BPI Family Bank, Inc., ALFM Growth Fund, Inc., ALFM Money Market Fund, Inc., ALFM Peso Bond Fund, Inc., ALFM Dollar Bond Fund, Inc., ALFM Euro Bond Fund, Inc. and the Philippine Stock Index Fund Corp.; and as Trustee of Ayala Foundation, Inc. Mr. Orbeta served as the President and CEO of AC Industrial Technology Holdings, Inc. (formerly Ayala Automotive Holdings Corporation) and Automobile Central Enterprise, Inc. (Philippine importer of Volkswagen), as Chairman and CEO of Honda Cars Makati, Inc., Isuzu Automotive Dealership, Inc. and Iconic Dealership, Inc.; and as Board Director of Honda Cars Cebu, Inc. and Isuzu Cebu, Inc. Prior to joining Ayala Corporation, he was the Vice President and Global Practice Director of the Human Capital Consulting Group at Watson Wyatt Worldwide (now Willis Towers Watson). He graduated with a degree in A.B. Economics from the Ateneo de Manila University in 1982.

Sherisa P. Nuesa, Filipino, 64, is a nominee independent director of the Company. She is a former Managing Director of the Ayala Corporation until her retirement in 2011. Currently, she is a member of the boards of directors of Manila Water Company, Inc. ("MWC"), Integrated Micro-Electronics, Inc. ("IMI"), Far Eastern University, Inc., FERN Realty Corp, the ALFM Mutual Funds Group, and the Generika /Erikagen group of companies. She is also a member of the boards of trustees of the Institute of Corporate Directors, the Judicial Reform Initiative, and the Financial Executives Institute of the Philippines. As a former Managing Director of the Ayala Corporation, she served in various senior management positions, namely: Chief Finance Officer and Chief Administrative Officer of Integrated Micro-Electronics, Inc. (January 2009 to July 2010); Chief Finance Officer of Manila Water Company Inc. (January 2000 to December 2008); 3) Group Controller and later Vice President for Commercial Centers of Ayala Land, Inc ("ALI") (January 1989 to March 1999); and as member of the boards of various subsidiaries of ALI, MWC, and IMI. She graduated (Summa cum laude) from the Far Eastern University with a Bachelor of Science Degree in Commerce. She is a Certified Public Accountant. She completed the Financial Management Program of the Stanford University in 1991 and the Advanced Management Program of the Harvard Business School in June 1999. She then obtained her Master in Business Administration degree from the Ateneo-Regis Graduate School of Business in 2011.

Melinda L. Ocampo, Filipino, 62, is a nominee independent director of the Company. She served as President of the Philippine Electricity Market Corporation ("PEMC") from 27 March 2009 until 31 July 2017. PEMC is a non-stock, non-profit organization that governs the country's first and only wholesale electricity spot market. Her experiences include developing policies and programs during her stint as Undersecretary of the Department of Energy from May 2005 to December 2007. She was also involved in electric utility system regulation, planning

and technical feasibility of electric power generation, transmission and distribution systems including granting of electric franchises to both electric cooperatives and private distribution utilities. She has extensive knowledge when it comes to energy regulation including petroleum, pricing and competition rules and has provided consulting services to legislative leaders on electricity pricing, particularly on the power purchased adjustments. She was a board member (February 1996 to June 1998) and Chairman (August 1998 to August 2001) of the Energy Regulatory Board. She served as a division chief (October 1979 to November 1988) and a director (December 1988 to February 1996) of the National Electrification Administration. In 1977, she obtained her Bachelor of Science degree in Commerce, Major in Accounting, from the Republic Central Colleges, in Angeles City, Pampanga. She received her Masters Degree in Business Administration from the University of the Philippines, Diliman, Quezon City. She is a certified public accountant.

Consuelo D. Garcia, Filipino, 64, is a nominee independent director of the Company. She is presently the Senior Consultant for Challengers and Growth Markets, Asia for ING Bank. Currently, she is the Chairman of the Committee on Ethics of the Financial Executives Institute of the Philippines (“FINEX”). She is also a director of two family-owned business - Saje Wellness Corporation and Kardo Incorporated. She was formerly the Country Manager and Head of Clients of ING Bank N.V. Manila, Philippines from September 2008- November 15, 2017. She joined ING in February 1991 as Head of Financial Markets. She previously worked with SyCip, Gorres, Velayo & Co. and Bank of Boston. She served as Director of the Board and concurrently Chairman of the Capital Markets Committee of the Bankers Association of the Philippines (“BAP”) and of Finex for many years. She was a former Board of Director and Treasurer of the European Chamber of Commerce of the Philippines (“ECCP”) from 2011 - 2015. In 2010, she was a National Member of ASEAN Bond Market Forum. She received a Bachelor of Science degree in Business Administration, major in Accounting (Magna Cum Laude) from University of the East and is a Certified Public Accountant.

Ma. Aurora D. Geotina-Garcia, Filipino, 66, is a nominee independent director of the Company. She is currently the President of Mageo Consulting, Inc. and CIBA Capital Philippines, Inc. She is also currently an independent director of Queen City Development Bank and Cebu Landmasters, Inc. She was a director in the following companies/organizations: Bases Conversion and Development Authority (2011-2016), BCDA Management Holdings, Inc. (2011-2016), Fort Bonifacio Development Corporation (2011-2016), Heritage Park Management Corporation (2015-2016), Bonifacio Global City Estates Association, Inc. (2012-2016), Bonifacio Estates Services Corporation (2012-2016), and HBC, Inc. (2012-2016). She started her professional career at SyCip, Gorres, Velayo & Co. (SGV & Co.), where she joined the Management Services Division in 1974. She joined SGV & Co.’s Economic and Financial Consulting Division in 1986 and was promoted to Partner in 1990. She headed SGV & Co.’s Global Corporate Finance Division from 1992 until her retirement from the partnership in 2001, after which she remained as Senior Adviser to SGV & Co up to September 2006. She received a Bachelor of Science degree in Business Administration and Accountancy from the University of the Philippines in 1973. She completed her Master of Business Administration from the same university in 1978.

Jesus P. Francisco, Filipino, 76, is a nominee independent director of the Company. He is currently a member of the Boards of Directors of Alsons Thermal Energy Corporation and its subsidiaries Sarangani Energy Corp. and San Ramon Power, Inc. He is also a member of the Boards of Trustees of MFI Polytechnic Institute, Inc. and Philippine Foundation for Science and Technology. He worked in Shell Philippines from 1966 to 1969. He then worked for the Manila Electric Company (“MERALCO”) from 1971 and retired as its President and Director in January 2009. He became the President and Director of MERALCO’s subsidiaries – Meralco Industrial Engineering Services Corporation and Clark Electric Distribution Corporation until 2014. From 2014 to 2017, he served as the president of Light Rail Manila Corporation. He obtained his degrees in BS Mechanical Engineering (1963) and BS Electrical Engineering from the University of the Philippines. He received his Masters Degree in Business Administration (with distinction) from the Asian Institute of Management.

Nominees to the Board of Directors for election at the stockholders’ meeting

All the above are nominee directors.

The certifications on the qualifications of the nominees for independent directors are attached, followed by the certification that no directors or officers are connected with any government agencies or its instrumentalities.

PHINMA Energy Group Management Committee Members / Senior Leadership Team

Maria Corazon G. Dizon	Treasurer and CFO, Compliance Officer
Mariejo P. Bautista	SVP-Finance and Controller
Danilo L. Panes	VP-Wind Operations
Ma. Teresa P. Posadas	AVP-Human Resources
Solomon M. Hermosura	Corporate Secretary
Dodjie D. Lagazo	Assistant Corporate Secretary
Alan T. Ascalon	Assistant Corporate Secretary

Maria Corazon G. Dizon, Filipino, 55, was appointed on 09 May 2019 to serve effective 15 May 2019. She is currently the Chief Finance Officer of AC Energy, Inc. and PHINMA Energy Corporation. She previously held positions with Ayala Land, Inc., the publicly listed real estate vehicle of Ayala Corporation, as Head of ALI Capital Corp., Head of Business Development and Strategic Planning of the Commercial Business Group, Head of Asset Management Group of Shopping Centers, Head of Control and Analysis, Head of Investor Relations as well as Chief Financial Officer of Residential Buildings, Office Buildings and Shopping Centers groups. Ms. Dizon worked in SGV & Co for three years as a senior auditor. She is a Certified Public Accountant and graduated with a degree in Accountancy, cum laude, from the University of Santo Tomas. She completed academic units for a Masters degree in Business Administration from De la Salle University Graduate School of Business, and attended an Executive Management Program from the Wharton University of Pennsylvania.

Mariejo P. Bautista, Filipino, 54, obtained her Bachelor of Science degree in Business Administration and Accountancy from the University of the Philippines. She is a Certified Public Accountant with a Master's degree in Business Management from the Asian Institute of Management. She worked with SyCip Gorres Velayo & Co. in 1987 and with various multinational manufacturing and service companies up to August 2011. She joined PHINMA Energy in September 2011. She is the Senior Vice President – Finance and Controller of PHINMA Energy, PHINMA Power Generation Corporation, CIP II Power Corporation, One Subic Power Generation Corp., PHINMA Renewable Energy Corporation, PHINMA Petroleum and Geothermal, Inc., One Subic Oil Distribution Corp., and Palawan55 Exploration and Production Corporation.

Danilo L. Panes, Filipino, 62, is a licensed Mining Engineer, who obtained his Bachelor of Science degree in Mining Engineering from Mapua Institute of Technology as a government scholar. He joined PHINMA Energy in May 1996 as Project Development Manager and was promoted to Assistant Vice President for Renewable Energy in May 2006. He obtained his MBA studies from De La Salle University and completed the Management Development Program at the Asian Institute of Management. He is currently holding the position of Vice President in PHINMA Renewable Energy Corporation and Vice President for Renewable Energy in PHINMA Energy Corporation.

Ma. Teresa P. Posadas, Filipino, 50, has been the Company's Assistant Vice President for Human Resources since April 2015. In addition to her role in Human Resources, Ms. Posadas is the Company's Data Privacy Officer. Her employment with PHINMA began in May 1989, then a fresh graduate of Maryknoll College with a degree of Bachelor of Science in Behavioural Science. In 2013, Ms. Posadas completed her Management Development Program from the Asian Institute of Management.

Solomon M. Hermosura, Filipino, 59, is a Managing Director of Ayala Corporation since 1999, a member of the Ayala Corporation Management Committee since 2009, and a member of the Ayala Group Management Committee since 2010. He is also the Group Head of Corporate Governance, General Counsel, Compliance Officer, and Corporate Secretary of Ayala Corporation, as well as the CEO of AG Counselors Corporation. He likewise serves as General Counsel and Corporate Secretary of Ayala Land, Inc., and Corporate Secretary of Globe Telecom, Inc., Manila Water Company, Inc., Integrated Micro-Electronics, Inc. and Ayala Foundation, Inc., and a member of the Board of Directors of a number of companies in the Ayala group. He graduated valedictorian with a Bachelor of Laws degree from San Beda College in 1986 and placed third in the 1986 Bar Examination.

Dodjie D. Lagazo, Filipino, 39, is an Executive Director of AC Energy, Inc. where he heads its Legal and Regulatory Group. Previously, he served as Director and member of AG Counselors Corporation's Management Committee from January 2014 to July 2017. He is also the Assistant Corporate Secretary of Ayala Corporation, the Assistant Corporate Secretary of AC Energy, Inc. and the Corporate Secretary of various AC Energy subsidiaries and affiliates. Mr. Lagazo received his undergraduate degree in Political Science from the University

of the Philippines, Diliman, graduating magna cum laude. He then completed his Bachelor of Laws Degree in the College of Law of the University of the Philippines, Diliman. He is a member in good standing of the Integrated Bar of the Philippines.

Alan T. Ascalon, Filipino, 44, is Vice President for Legal and Head of Corporate Affairs of the PHINMA Energy. He served as director of PHINMA Renewable Energy Corporation and was the Corporate Secretary of PHINMA Renewable Energy Corporation, One Subic Power Generation Corp., One Subic Oil Distribution Corp., Palawan55 Exploration and Production Corp., PHINMA Power Generation Corporation, CIP II Power Corporation, and PHINMA Solar Corporation. He was the Assistant Legal Counsel of PHINMA, Inc. from 2005 to 2008. He graduated from the University of the Philippines with a Bachelor of Arts degree in Journalism in 1996 and a Bachelor of Laws degree in 2000.

CERTIFICATION OF INDEPENDENT DIRECTOR

I, **Sherisa Pulido Nuesa**, Filipino, of legal age and a resident of No. 306 Lian St. Ayala Alabang Village, Muntinlupa City, after having duly sworn to in accordance with law do hereby declare that:

1. I am a nominee for independent director of PHINMA Energy Corporation (the "Corporation").
2. I am affiliated with the following companies or organizations (including Government Owned and Controlled Corporations):

Company/Organization	Position/Relationship	Period of Service
ALFM Mutual Funds Group **	President/Board Director	May 2012
Far Eastern University, Inc.*	Board Director	August 2010
East Asia Computer Center* Inc.	Board Director	March 2014
FERN Realty Corp.*	Board Director	August 2012
Manila Water Company*	Board Director	April 2013
Actimed/Generika Group *	Board Director	November 2015
Integrated Micro-Electronics, Inc.*	Board Director	April 2018
Institute of Corporate Directors (ICD)	Board Trustee	May 2012
Financial Executives Institute of the Phils (FINEX)	Board Trustee	January 2016
Vicsal Development Corporation	Board Adviser	March 2012
Metro Retail Stores, Group Inc. (MRSGI)	Senior Adviser to BoD	August 2015
Judicial Reform Initiative (JRI)	Board Trustee/Chairman	May 2017

* Independent Board Director/Trustee

** ALFM : Board Director since 2012; President since 2013

3. I possess all the qualifications and none of the disqualifications to serve as an independent director of the Corporation, as provided for in Section 38 of the Securities Regulation Code, its Implementing Rules and Regulations and other relevant issuances of the Securities and Exchange Commission ("SEC").
4. I am not related to the director/officer/substantial shareholder of the Corporation and its subsidiaries and affiliates other than the relationship provided under Rule 38.2 of the Securities Regulation Code (where applicable):
5. To the best of my knowledge, I am not the subject of any pending criminal or administrative investigation or proceeding.
6. I shall faithfully and diligently comply with my duties and responsibilities as independent director under the Securities Regulation Code and its Implementing Rules and Regulations, Code of Corporate Governance and other relevant issuances of the SEC.

7. I shall inform the Corporate Secretary of the Corporation of any changes in the abovementioned information within five (5) days from my receipt of knowledge of any such changes.

IN WITNESS WHEREOF, I have signed this Certification this _____ day of AUG 06 2019, at MAKATI CITY.



Sherisa Pulido Nuesa
Affiant

SUBSCRIBED AND SWORN to before me this _____ day of AUG 06 2019 at MAKATI CITY, affiant personally appeared before me and exhibited to me her Passport No. P8595622A issued at DFA NCR South on September 4, 2018.

Doc. No. 12 ;
Page No. 24 ;
Book No. 1v ;
Series of 2019.

Notarial DST pursuant to
Sec. 188 of the Tax Code
affixed on Notary Public's copy.




RIZZA ANNE O. SY
Notary Public - Makati City
Appt. No. M-187 until December 31, 2020
Roll of Attorneys No. 64676
Lifetime IBP No. 019509 - 01/04/18 - Bulacan
PTR No. 7341734ME - 01/08/19 - Makati City
MCLE Compliance No. VI - 0009493-06/20/2018
27th Floor Tower One and Exchange Plaza
Ayala Triangle, Ayala Avenue
Makati City, Philippines

REPUBLIC OF THE PHILIPPINES}
MAKATI CITY } S.S.

CERTIFICATION OF INDEPENDENT DIRECTOR

I, **Melinda Lazatin Ocampo**, Filipino, of legal age and a resident of No. 8 Cohen St., Filinvest 2, Batasan Hills, Quezon City, after having duly sworn to in accordance with law do hereby declare that:

1. I am a nominee for independent director of PHINMA Energy Corporation (the "Corporation").
2. I am currently not affiliated with any company or organization (including Government Owned and Controlled Corporations).
3. I possess all the qualifications and none of the disqualifications to serve as an independent director of the Corporation, as provided for in Section 38 of the Securities Regulation Code, its Implementing Rules and Regulations and other relevant issuances of the Securities and Exchange Commission ("SEC").
4. I am not related to any director, officer or substantial shareholder of the Corporation and its subsidiaries and affiliates.
5. To the best of my knowledge, I am not the subject of any pending criminal or administrative investigation or proceeding
6. I shall faithfully and diligently comply with my duties and responsibilities as independent director under the Securities Regulation Code and its Implementing Rules and Regulations, Code of Corporate Governance and other relevant issuances of the SEC.
7. I shall inform the Corporate Secretary of the Corporation of any changes in the abovementioned information within five (5) days from my receipt of knowledge of any such changes.


IN WITNESS WHEREOF, I have signed this Certification this _____ day of **AUG 07 2019**, at Makati City, Philippines.



Melinda Lazatin Ocampo
Affiant

SUBSCRIBED AND SWORN to before me this _____ day of **AUG 07 2019** at Makati City, Philippines, affiant personally appeared before me and exhibited to me her Driver's License issued at _____ on _____ W/ ID NO. N/20-78-000578

Doc. No. 232;
Page No. 48;
Book No. U//;
Series of 2019.


JORDAN MAE T. CHUA
Notary Public for the City of Makati
Appointment No. M-67 until December 31, 2020
Attorney's Roll No. 63561/08 May 2014
PTR No. MKT 7333046/Makati City/03 January 2019
IBP Lifetime No. 012851
MCLE Compliance No. VI - 0015897 valid until 14 April 2022
3/F PHINMA Plaza, 39 Plaza Drive,
Rockwell Center, Makati City

CERTIFICATION OF INDEPENDENT DIRECTOR

I, **Consuelo Dizon Garcia**, Filipino, of legal age and a resident of No. 2 Poinsettia St., Tahanan Village, Paranaque City, after having duly sworn to in accordance with law do hereby declare that:

1. I am a nominee for **Independent Director** of **PHINMA Energy Corporation** (the "Corporation").
2. I am affiliated with the following companies or organizations (including Government Owned and Controlled Corporations):

Company/Organization	Position/Relationship	Period of Service
Saje Wellness Corporation	Minority shareholder	

3. I possess all the qualifications and none of the disqualifications to serve as an independent director of the Corporation, as provided for in Section 38 of the Securities Regulation Code, its Implementing Rules and Regulations and other relevant issuances of the Securities and Exchange Commission ("SEC").
4. I am related to the following director/officer/substantial shareholder of the Corporation and its subsidiaries and affiliates other than the relationship provided under Rule 38.2 of the Securities Regulation Code (where applicable):

Name of Director/Officer/ Substantial Shareholder	Company	Nature of Relationship
N/A		

5. To the best of my knowledge, I am not the subject of any pending criminal or administrative investigation or proceeding. / I hereby disclose that I am subject of the following criminal / administrative investigation or proceeding (as the case may be):

Offense charged / investigated	Tribunal/agency involved	Status
N/A		

6. I shall faithfully and diligently comply with my duties and responsibilities as independent director under the Securities Regulation Code and its Implementing Rules and Regulations, Code of Corporate Governance and other relevant issuances of the SEC.
7. I shall inform the Corporate Secretary of the Corporation of any changes in the abovementioned information within five (5) days from my receipt of knowledge of any such changes.

IN WITNESS WHEREOF, I have signed this Certification this 7th day of August 2019, at Makati City.




Consuelo Dizon Garcia
Affiant

07 AUG 2019

SUBSCRIBED AND SWORN to before me this ____ day of _____ at **MARATI CITY**, affiant personally appeared before me and exhibited to me her PHILIPPINE PASSPORT issued at DFA NCR SOUTH on 28 OCT 2017.
P4007230A

Doc. No. 109 ;
 Page No. 23 ;
 Book No. 02 ;
 Series of 2019.




ALICIA J. U. SALITA
 Notary Public for Makati City until 12/31/2020
 Commission No. M-270; Roll No. 39272
 IBP No. 063519; Jan. 4, 2019; Makati City
 PTR No. 7343807; Jan. 8, 2019; Makati City

CERTIFICATION OF INDEPENDENT DIRECTOR

I, **Ma. Aurora D. Geotina-Garcia**, Filipino, of legal age and a resident of No. 27 Sanso St., Corinthian Gardens, Quezon City, after having duly sworn to in accordance with law do hereby declare that:

1. I am a nominee for independent director of PHINMA Energy Corporation (the "Corporation").
2. I am affiliated with the following companies or organizations (including Government Owned and Controlled Corporations):

Company/Organization	Position/Relationship	Period of Service
Cebu Landmasters Inc.	Independent Director	2017 to present
MAGEO Consulting Inc.	President	2015 to present
Queen City Development Bank	Independent Director	2009 to present

3. I possess all the qualifications and none of the disqualifications to serve as an independent director of the Corporation, as provided for in Section 38 of the Securities Regulation Code, its Implementing Rules and Regulations and other relevant issuances of the Securities and Exchange Commission ("SEC").
4. I am related to the following director/officer/substantial shareholder of the Corporation and its subsidiaries and affiliates other than the relationship provided under Rule 38.2 of the Securities Regulation Code (where applicable):

Name of Director/Officer/ Substantial Shareholder	Company	Nature of Relationship
Not Applicable		

5. To the best of my knowledge, I hereby disclose that I am subject of the following criminal / administrative investigation or proceeding :

Offense charged / investigated	Tribunal/agency involved	Status
Libel, (Crim. Case No. 150045-PSG) during my membership in the Bases Conversion Development Authority (BCDA) Board of Directors	Pasig RTC – Branch 67	Trial on the merits on going.
Criminal complaint for acts of the BCDA Board of Directors during my membership (G.R. no. 225565)	The case was originally filed at the Office of the Ombudsman, now pending before the Supreme Court.	Dismissed at the Office of the Ombudsman, now pending resolution by the Supreme Court
Administrative complaint for acts of the BCDA Board of Directors during my membership (CA-G.R. SP No. 145849)	The case was originally filed at the Office of the Ombudsman and later elevated to the Court of Appeals.	Dismissed at the Office of the Ombudsman and the Court of Appeals. I am not aware of any appeal or petition filed by CJH Dev Co from the Court of Appeals rulings.

6. I shall faithfully and diligently comply with my duties and responsibilities as independent director under the Securities Regulation Code and its Implementing Rules and Regulations, Code of Corporate Governance and other relevant issuances of the SEC.

7. I shall inform the Corporate Secretary of the Corporation of any changes in the abovementioned information within five (5) days from my receipt of knowledge of any such changes.

IN WITNESS WHEREOF, I have signed this Certification this AUG 27 2019 day of _____, at MAKATI CITY.



Ma. Aurora D. Geotina-Garcia
Affiant

SUBSCRIBED AND SWORN to before me this _____ day of AUG 27 2019 at
MAKATI CITY, affiant personally appeared before me and exhibited to me her
_____ issued at _____ on _____.

Doc. No. 278;
Page No. 57;
Book No. vii;
Series of 2019.


JORDAN MAE T. CHUA
Notary Public for the City of Makati
Appointment No. M-67 until December 31, 2020
Attorney's Roll No. 63561/08 May 2014
PTR No. MKT 7333046/Makati City/03 January 2010
IBP Lifetime No. 012851
MCLE Compliance No. VI - 0015897 valid until 14 April 2022
3/F PHINMA Plaza, 39 Plaza Drive,
Rockwell Center, Makati City

CERTIFICATION OF INDEPENDENT DIRECTOR

I, **Jesus Augusto P. Francisco**, Filipino, of legal age and a resident of No. 25 Rizal St, Ayala Heights, Old Balara, Quezon City, after having duly sworn to in accordance with law do hereby declare that:

- I am a nominee for independent director of PHINMA Energy Corporation (the "Corporation").
- I am affiliated with the following companies or organizations (including Government Owned and Controlled Corporations):

Company/Organization	Position/Relationship	Period of Service
ALSONS THERMAL ENERGY CORP	DIRECTOR	NOV. 27, 2017 to now
SUBSIDIARIES: SARANGANI ENERGY CORP	DIRECTOR	- SAME -
SAN RAMON POWER INC	DIRECTOR	"
ACES TECHNICAL SERVICES CORP	DIRECTOR	"

- I possess all the qualifications and none of the disqualifications to serve as an independent director of the Corporation, as provided for in Section 38 of the Securities Regulation Code, its Implementing Rules and Regulations and other relevant issuances of the Securities and Exchange Commission ("SEC").
- I am related to the following director/officer/substantial shareholder of the Corporation and its subsidiaries and affiliates other than the relationship provided under Rule 38.2 of the Securities Regulation Code (where applicable):


Name of Director/Officer/ Substantial Shareholder	Company	Nature of Relationship
- NA -		

- To the best of my knowledge, I am not the subject of any pending criminal or administrative investigation or proceeding. / I hereby disclose that I am subject of the following criminal / administrative investigation or proceeding (as the case may be):

Offense charged / investigated	Tribunal/agency involved	Status

6. I shall faithfully and diligently comply with my duties and responsibilities as independent director under the Securities Regulation Code and its Implementing Rules and Regulations, Code of Corporate Governance and other relevant issuances of the SEC.
7. I shall inform the Corporate Secretary of the Corporation of any changes in the abovementioned information within five (5) days from my receipt of knowledge of any such changes.

IN WITNESS WHEREOF, I have signed this Certification this ____ day of _____, at _____.



Jesus Augusto P. Francisco
Affiant

SUBSCRIBED AND SWORN to before me this ____ day of _____ at _____, affiant personally appeared before me and exhibited to me his _____ issued at _____ on _____.

Doc. No. ____;
Page No. ____;
Book No. ____;
Series of 2019.

REPUBLIC OF THE PHILIPPINES)
MAKATI CITY)S.S.

CERTIFICATION


I, **DODJIE D. LAGAZO**, of legal age, Filipino, with offices at 4/F 6750 Building, Ayala Avenue, Makati City, after having been duly sworn in accordance with law, do hereby depose and state that:

1. I am the Assistant Corporate Secretary of PHINMA ENERGY CORPORATION (the "Company");
2. In connection with the Annual Stockholders' Meeting of the Company to be held on 17 September 2019, I hereby certify that to the best of my knowledge, none of the directors, nominees or officers of the Company are connected with any government agencies or instrumentalities.

IN WITNESS WHEREOF, I have executed this Certification this 27 August 2019 at Makati City.


DODJIE D. LAGAZO
Assistant Corporate Secretary

SUBSCRIBED AND SWORN to, this 27 August 2019, affiant exhibiting to me his Passport No. EC6815340 issued on 20 February 2016 at DFA NCR South.


JORDAN MAE T. CHUA
Notary Public for the City of Makati
Appointment No. M-67 until December 31, 2020
Attorney's Roll No. 63561/08 May 2014
PTR No. MKT 7333046/Makati City/03 January 2010
IBP Lifetime No. 012851
MCLE Compliance No. VI - 0015897 valid until 14 April 2022
3/F PHINMA Plaza, 39 Plaza Drive,
Rockwell Center, Makati City

Doc. No. 280
Page No. 57
Book No. VII
Series of 2019.

**PHINMA ENERGY CORPORATION
MINUTES OF THE 48th ANNUAL MEETING
OF THE SHAREHOLDERS**

*Held on 11 April 2018, at 2 p.m.
at the Coral B Hall, 1 Esplanade Building
Seaside corner J.W. Diokno Boulevard
SM Mall of Asia Complex, CB1-A, Pasay City*

I. CALL TO ORDER

The Chairman of the Board, Mr. Ramon R. del Rosario, Jr., called the meeting to order and presided over the same. The Corporate Secretary, Atty. Troy A. Luna, recorded the minutes of the proceeding.

Before proceeding with the meeting, the Chairman requested the President and Chief Executive Officer, Dr. Francisco L. Viray, to introduce the members of the Board of Directors who were present at the meeting. Dr. Viray proceeded to introduce the following Directors of the Corporation who were present at the meeting:

Mr. Ramon R. del Rosario, Jr.

Mr. Oscar J. Hilado

Dr. Magdaleno B. Albarracin, Jr.

Dr. Francisco L. Viray

Mr. Victor J. del Rosario

Mr. Roberto M. Laviña

Mr. Pythagoras L. Brion, Jr.

Mr. Ricardo V. Camua (Independent Director)

Mr. Guillermo D. Luchangco (Independent Director)

Ms. Corazon de La Paz - Bernardo (Independent Director)

The Chairman also introduced the Corporation's Corporate Secretary, Atty. Troy A. Luna. He further acknowledged the presence of the Corporation's external auditor, SyCip Gorres Velayo & Co. (SGV) represented by Ms. Marydith Miguel and company,

and the Corporation's stock transfer agent, Stock Transfer Service, Inc. (STSI) represented by Mr. Antonio M. Laviña.

II. PROOF OF NOTICE AND DETERMINATION OF QUORUM

The Corporate Secretary certified that there were present, in person or represented by proxy, stockholders owning or holding Three Billion Two Hundred Seventy Eight Million Three Hundred Four Thousand (3,278,304,000) shares constituting 67.04% of the total issued and outstanding capital stock of the Corporation, as attested by STSI. Accordingly, there was a quorum for purposes of the meeting.

III. APPROVAL OF MINUTES OF PREVIOUS MEETING

The Chairman proceeded to the next item on the Agenda which was the reading and approval of the Minutes of the Annual Meeting of Stockholders held on 10 April 2017. The Chairman explained that said Minutes were given to the stockholders together with the Corporation's Information Statement.

A shareholder moved that the reading of the Minutes of the Annual Meeting of Shareholders held on 10 April 2017 be dispensed with and that said Minutes be approved. Another stockholder seconded the said motion. The said Minutes were approved without objection from any stockholder.

A total of 3,278,304,000 shares were voted as follows: 3,274,898,000 shares for the motion; 0 shares against the motion; and 3,406,000 shares abstaining.

IV. ANNUAL REPORT OF MANAGEMENT AND CONFIRMATION OF ALL ACTS OF THE BOARD AND MANAGEMENT SINCE THE LAST SHAREHOLDERS' MEETING

The Chairman called on the President and CEO, Dr. Viray, for the reports.

Annual Report

Before presenting the Annual Report, the President introduced the following members of the management team who were responsible for the performance of the Corporation for the year 2017:

Mr. Ramon R. del Rosario, Jr.	Chairman
Mr. Oscar J. Hilado	Vice Chairman
Rizalino G. Santos	Senior Vice President for Power Business
Raymundo A. Reyes, Jr.	Senior Vice President
Pythagoras L. Brion, Jr.	Senior Vice President and CFO
Mariejo P. Bautista	Senior Vice President Finance and Controller
Virgilio R. Francisco, Jr.	Senior Vice President; President of SLTEC
Cecille B. Arenillo	Vice President - Compliance Officer
Alan T. Ascalon	Vice President - Legal and Corporate Affairs
Danilo L. Panes	Vice President - Renewable Energy
Ma. Teresa P. Posadas	Asst. Vice President - Human Resources
Danielle R. del Rosario	Asst. Vice President - Sales and Marketing
Arthur R. Villacorte	Asst. Vice President - Materials Management
Troy A. Luna	Corporate Secretary

The President reported that the environment of the power industry had become highly competitive, considering the great number of players that have entered the market, especially using Solar PV technology, due to the low barrier of entry and the dropping prices of solar panels. New taxes, political interventions sought by players, turmoil in regulatory institutions that delayed much-needed approvals, and promulgation and implementation of vital rules and regulations mandated by the Electric Power Industry Reform Act (EPIRA), had further tainted competition with uncertainties.

The President said that the Corporation expected competition to be very fluid for the next five years, but assured the shareholders that the Corporation will be able to navigate headwinds and uncertainties in this period of heightened competition. The Corporation will continue to exploit opportunities most especially those brought about by technology developments. The Company will reportedly diversify along the value chain of the energy business and create new business models, of course subject to economic viabilities and strategic fit with the Company's main business which is power generation and wholesale and retail supply. Cited as equally important, is the development of talents of the Company and engagement of the Company's host communities to plan and implement meaningful CSR programs. The Company's human resource programs were and would reportedly be geared towards being able to nurture talents and building of educational capabilities that will result in an empowered workforce. The President emphasized that the Company strongly believes that inclusion and collaboration is key to sustainable development.

The highlights of the Corporation's operations for the year ending 31 December 2017 were reported to the shareholders through an audio-visual presentation (AVP).

The AVP highlighted the Corporation as an integrated power solutions company engaged in power generation, renewable energy, and resource exploration and development. The Corporation uses renewable and conventional energy resources to provide reliable electricity supply to its valued customers, always striving towards nation building and making lives better.

In the continued effort to reenergize the PHINMA Energy brand, four of the Company's subsidiaries have embraced the name of the parent company: (1) Trans-Asia Petroleum Corporation became PHINMA Petroleum and Geothermal, Inc.; (2) Trans-Asia Renewable Energy Corporation became PHINMA Renewable Energy Corporation; (3) Trans-Asia Wind Power Corporation was changed to PHINMA Solar Energy Corporation; and (4) Trans-Asia Power Generation Corporation became PHINMA Power Generation Corporation.

In 2017, the Company ended the year as the second largest single retail electricity supplier with a market share of 12.22%. The Company also ended 2017 with Php17.02B in revenues from electricity sales, a 10% increase from 2016. However, as a result of excess supply and low energy prices in the wholesale electricity spot market (WESM), the Corporation's consolidated net income decreased to P347M in 2017.

In 2017, total attributable capacity of the Company was at 636.4 MW. The Company's Luzon power plants brought in about P706M in revenues through ancillary service power agreements. Despite increased costs in petroleum brought about by the excise tax on fuel, the Company's diesel plants were continuously considered to be a valuable source of power for the Luzon grid.

South Luzon Thermal Energy Corporation (SLTEC), where the company holds a 45% interest, continued to provide reliable power from its coal fired power plants. In 2017, SLTEC generated 1,850 GWh, a 19% increase from 2016. The Company also owns a 25% stake in the Maibarara Geothermal Inc. (MGI) in Sto. Tomas Batangas. On 2017, MGI produced 160.36 GWh of renewable energy. The plant's additional capacity of 12 MW was successfully synchronized with the Luzon grid on 9 March 2018, which increased its total capacity to 32MW. In addition, PHINMA Renewable Energy Corporation's 54 MGW wind farm in San Lorenzo, Guimaras delivered 89.4 GWh of clean and renewable energy, a testament to the Company's commitment to provide renewable and sustainable energy.

The Company reportedly sees a bright future for solar energy. In July 2017, the Company entered into two (2) solar energy contracts with the Department of Energy in the hope of constructing a 45MW solar farm in each of Pangasinan and Batangas provinces. PHINMA Solar Energy Corporation was reportedly exploring off grid solar applications.

In 2017, PHINMA Petroleum and Geothermal, Inc. (PPG), a listed subsidiary, commenced evaluation of local and overseas geothermal investment opportunities, power generation, and liquefied natural gas or LNG midstream operations. PPG signed an agreement with three (3) international companies for joint development of an LNG-to-power project in Central Philippines.

Aside from the solar SCs, the Company also developed the 21.6 MW hydroelectric powerplant in Mabinay, Negros Oriental. The Company reportedly was looking forward to continue cultivating relationships with alternative suppliers in the region to mitigate supply delivery risks. The Company also announced that it will enter into the downstream oil industry through its subsidiary, One Subic Oil Distribution Corporation.

2017 was a remarkable year for the Company's flagship Corporate Social Responsibility (CSR) programs. The Company also received numerous awards both local and international, in connection with its CSR initiatives.

With the projected fluidity of the energy industry for the next five (5) years, the Corporation assured its shareholders that it will position itself with agility, prepared to act quickly to market changes despite long gestation periods of power plant projects and volatile WESM prices. The Company committed to seize new opportunities leading towards clean energy in serving the electricity requirements of its customers.

Financial Report

Ms. Mariejo P. Bautista, Senior Vice President – Finance and Controller, presented the Audited Consolidated Financial Statements of the Company for calendar year 2017. Copies were reportedly distributed to the shareholders prior to the meeting.

According to Ms. Bautista, total net income of the Company was P347M for 2017, lower than the P1.38B net income reported in 2016.

There are reportedly three components of last year's income performance:

1. Revenues from sale of electricity increased by 10%, primarily due to higher energy sales as the Company was able to secure new retail electricity supply (RES) contracts in 2017. However, margins in the electricity supply business were challenged by continued low market prices. Despite this, the Company ended the year as the 2nd largest single retail electricity supplier with a market share of 12.2%
2. Equity in net earnings from associates and joint ventures rose to P1.02B in 2017.
3. Other income amounted to P106M, from financial and other income. Said amount represents an increase in interest and other financial income due to higher fair value gains in cash and investments held for trading.

According to Ms. Bautista, the Company declared a cash dividend at P0.04/share to shareholders of record as of 14 March 2018. This was paid to shareholders last 5 April 2018.

As a result of the income performance of company, total assets increased, mostly due to increased inventory of bunker fuel oil and increase in other current assets due to higher creditable withholding tax and receivables brought about by the increase in new RES customers.

Property, plant and equipment went down by P284M because of depreciation of plant assets.

Total liabilities reportedly was maintained at the same level, with lower current liabilities offset by the increase in noncurrent liability. Total capital increased primarily due to increase in retained earnings. Ms. Bautista said that the Company had sufficient capital from investible cash holdings of about P1.4B. The Company was also compliant with key financial ratios.

Open Forum

The Chairman then invited questions from the shareholders. Mr. Nestor Lim asked about the Company's earnings and price per share and if management foresees an improvement in the future. The President said that management is always working hard to improve and increase the earnings of the Company and all efforts are geared towards that goal.

No other question was raised.

A shareholder then moved that the Corporation's Annual Report, together with the Audited Financial Statements and the notes thereto for the year ended 31 December 2017 be approved, and that all acts of the Board and Management be confirmed and ratified. The motion was thereafter duly seconded and no objection was made.

As to the motion to approve the Annual Report together with the Audited Financial Statements, a total of 3,278,304,000 shares were voted as follows: 3,276,584,000 shares for the motion; 0 shares against; and 1,720,000 shares abstaining.

As to the motion to confirm and ratify all acts of the Board and Management, a total of 3,278,304,000 shares were voted as follows: 3,278,304,000 shares for the motion; 0 shares against; and 0 shares abstaining.

The Chairman declared that said motions were carried. The Corporation's Annual Report, together with the Audited Financial Statements and the notes thereto for the year ended 31 December 2017 were approved, and all acts of the Board and Management were thereby confirmed and ratified.

V. ELECTION OF DIRECTORS

The Chairman then requested the Corporate Secretary to inform the shareholders of the nominees for election to the Corporation's Board of Directors.

The Corporate Secretary reported that there are eleven (11) nominees to fill eleven (11) seats on the Board. He explained that the following nominees were pre-screened by the Corporate Governance and Related Party Transactions Committee and were found to be qualified to be elected as Directors of the Corporation for 2018-2019 and until their successors are duly elected and qualified:

1. Mr. Ramon R. del Rosario, Jr.
2. Mr. Oscar J. Hilado
3. Dr. Magdaleno B. Albarracin, Jr.
4. Dr. Francisco L. Viray
5. Mr. Victor J. del Rosario
6. Mr. Roberto M. Laviña
7. Mr. Pythagoras L. Brion, Jr.
8. Mr. David L. Balangue (Independent Director)
9. Mr. Ricardo V. Camua (Independent Director)
10. Mr. Guillermo D. Luchangco (Independent Director)
11. Ms. Corazon de La Paz - Bernardo (Independent Director)

Upon motion made by a stockholder and duly seconded, considering that only eleven (11) were nominated to fill the eleven (11) seats on the Board, the nominations were closed and the Corporate Secretary was directed to cast votes in favor of the said nominees.

3,278,304,000 shares which represent 67.04% of the issued and outstanding capital stock of the Corporation were cast as follows:

Nominee	Votes	%
Mr. Ramon R. del Rosario, Jr.	3,278,026,000	67.04
Mr. Oscar J. Hilado	3,277,372,000	67.03
Dr. Magdaleno B. Albarracin, Jr.	3,278,304,000	67.04
Dr. Francisco L. Viray	3,278,304,000	67.04
Mr. Victor J. del Rosario	3,278,304,000	67.04
Mr. Roberto M. Laviña	3,278,304,000	67.04
Mr. Pythagoras L. Brion, Jr.	3,278,304,000	67.04
Mr. David L. Balangue	3,278,304,000	67.04
Mr. Ricardo V. Camua	3,278,304,000	67.04
Mr. Guillermo D. Luchangco	3,278,304,000	67.04
Ms. Corazon de La Paz - Bernardo	3,278,304,000	67.04

The Chairman then declared the foregoing nominees as the duly elected Directors of the Corporation.

VI. RENEWAL OF MANAGEMENT CONTRACT

The Chairman announced that at its meeting held on 28 February 2018, the Board of Directors approved the renewal of the Management Contract between the Corporation and the Philippine Investment-Management (PHINMA), Inc. and the presentation thereof for approval and ratification by the stockholders. The corresponding Board resolution with the key terms of the contract were projected and shown to the stockholders. The Chairman then asked if there were any questions on the said Management Contract renewal.

There being no question on the renewal of the Management Contract, a shareholder then moved that the resolution and recommendation of the Board of Directors at its meeting held on 28 February 2018 to renew the Management Contract between Philippine Investment Management (PHINMA), Inc. for a period of five (5) years from 31 August 2018 and as presented at the meeting, be approved, ratified and confirmed. Said motion was duly seconded and no objection was made.

A total of 3,278,304,000 shares were voted as follows: 3,278,017,000 shares for the motion, 290,000 shares against the motion; and 0 shares abstaining.

The Chairman declared the motion as carried. The resolution to renew the Management Contract between Philippine Investment Management (PHINMA), Inc. for a period of five (5) years from 31 August 2018 and as presented at the meeting was approved, confirmed and ratified.

VII. APPOINTMENT OF EXTERNAL AUDITORS

The Chairman proceeded to the next item on the agenda which was the appointment of the Corporation's external auditors for the ensuing fiscal year. The Chairman explained that the Audit Committee and the Board have selected and recommended the appointment of SyCip Gorres Velayo & Co. as external auditors of the Corporation.

A shareholder moved that the auditing firm of SyCip Gorres Velayo & Co., as recommended by the Audit Committee and the Board of Directors, be appointed as the external auditors of the Corporation for the fiscal year 2018, and until their successor is duly appointed. Said motion was duly seconded and no objection was made.

A total of 3,278,304,000 shares were voted as follows: 3,278,304,000 shares for the motion, 0 against the motion; and 0 shares abstaining.

The Chairman declared the motion carried. The appointment of accounting firm of SyCip Gorres Velayo & Co., as recommended by the Audit Committee and the Board of

Directors, as the external auditors of the Corporation for the fiscal year 2018, and until their successor was duly appointed, was approved.

VIII. OTHER MATTERS/ADJOURNMENT

The Chairman asked if there were any other matters or business that the shareholders wished to raise. None of the shareholders came forward with any question or concern.

There being no other matters to discuss, on motion made and duly seconded, the meeting was thereupon adjourned.

Prepared by:



TROY A. LUNA
Corporate Secretary

Attest:



RAMON R. DEL ROSARIO, JR.
Chairman

ANNEX C
RELEVANT RESOLUTIONS APPROVED BY THE BOARD OF DIRECTORS
FOR CALENDAR YEAR 2018 UNTIL 16 SEPTEMBER 2019
FOR RATIFICATION BY THE STOCKHOLDERS

Meeting of the Board of Directors
28 February 2018

- Resolution authorizing the Corporation to transact with the counterparties and/or any of its branches. Authorization to transact with the following banks and entities for the matters stated below and directed the Corporate Secretary to prepare the appropriate resolutions for the purpose.

Security Bank Corporation
BDO Unibank, Inc. and BDO Private Bank
Rizal Commercial Banking Corporation
Development Bank of the Philippines
China Banking Corporation
Bank of the Philippine Islands and subsidiaries
Hong Kong and Shanghai Banking Corporation

Others for Investment/Transactional

Land Bank of the Philippines
Maybank Philippines Inc.
ING Bank
First Metro Investment Corporation
Sun Life Asset Management Co. Inc.
ANZ Bank – for closure*

RES Customer Request

Philippine National Bank (PNB)
Citibank N.A.
Philippine Bank of Communication (PBCOM) – new*

Relative to the following:

- (a) Investment in the following instruments:
 - Unit investment Trust Funds, Mutual Funds and Trust Accounts; Bonds, Stocks, Short-duration and/or long-duration funds;
 - Government Securities such as treasury bills, treasury notes, treasury bonds, retail treasury bonds and other securities that carry the full faith and credit of the Republic of the Philippines;
 - Promissory notes, corporate notes, bonds, commercial papers and preferred shares; Time deposits, certificate of deposits, special savings and other deposit products.
- (b) Opening, maintenance and/or closure of deposit accounts, both in local and foreign currency, and opening of third party custodian account/s
- (c) Opening, maintenance and/or closure of trust accounts (including escrow, custodianship and/or safekeeping) with the Trust Department;
- (d) To be registered as a Qualified Institutional Buyer (QIB) and to appoint any of foregoing counterparties and/or any of its branches as the Corp.'s registrar;
- (e) Opening and utilization electronic or internet banking services, Transactional Banking and payroll services of the foregoing counterparties;
- (f) Enrollment in Bills Collection Service/Auto Debit Arrangement (ADA) to facilitate payment collection from the Corp.'s customer;
- (g) Utilization of the Check Writing Facility of BDO Unibank Inc. (in-house) and Check Cutting Facility (bank-prepared) and authorize the processing and acceptance of company checks with digitized or printer generated signatures;
- (h) Availment of credit facilities under terms and conditions as may have been agreed upon

	BDO	SECB	RCBC	HSBC	BPI
BP Line	up to Php 550M	up to Php 500M	up to Php 100M		up to Php 50M
Omnibus Line	up to Php 2.100M	up to Php 2.0B	up to Php 2.2B	up to Php 1.2B	
FX Line*		up to \$7.0M	up to Php 200M		
LT Loan Line			up to Php 2.2B		
Corporate Credit Card					up to Php 7M

- (i) allow the **use of its existing credit line with RCBC by its subsidiaries (including One Subic Oil)** and existing credit line with **BDO by PHINMA Renewable** with sublimit of up to Php50M, under terms and conditions as may have been agreed upon.
- Resolution authorizing signatories for transactions and directed the Corporate Secretary to prepare the appropriate resolutions for the purpose:
 - (a) Without any limit, any two (2) of the Group A signatories below may sign, execute and deliver deposits, withdrawal slips, drafts, authorizations, receipts, check payments and other modes of payment, and other documents as may be required or necessary
 - (b) For amounts covering Fifty Thousand Pesos (Php 50,000.00) and below, any two (2) of the Group A signatories or any one (1) of the Group A or Group B signatories below together with any one (1) of Group C signatories below:

Group A:

Francisco L. Viray	President and CEO
Roberto M. Lavina	SEVP & Treasurer
Pythagoras L. Brion, Jr.	SVP & CFO
Raymundo A. Reyes, Jr.	SVP
Rizalino G. Santos	SVP-Power Business
Virgilio R. Francisco	SVP
Mariejo P. Bautista	SVP-Finance and Controller
Alan T. Ascalon	VP-Legal & Corporate Affairs

Group B:

Danielle R. Del Rosario	AVP-Sales and Marketing
Danilo L. Panes	AVP-Renewable Energy
Arthur R. Villacorte	AVP-Materials Management

Group C:

Mariejo P. Bautista	SVP-Finance and Controller
Yolanda D. Anonuevo	Asst. Controller

- Resolution on approval of the Board Charter and the Board Succession Policy, copies of which were given in advance to the Directors. According to Ms. Cecille B. Arenillo, the Corporate Governance and Related Party Transactions Committee has reviewed and approved said Board Charter and Board Succession Policy and has endorsed them for the approval of the Board.
- Resolution on approval of the Risk Oversight Committee Charter. The Board appointed Atty. Alan T. Ascalon as the Company's Chief Risk Officer. The Corporate Secretary was further directed to prepare the appropriate resolution/s for the prupose.

- Resolution authorizing the Corporation to file with Department of Energy an application for a solar energy service contract covering the (1) Carabao Island Romblon Solar PV Project; (2) Catanduanes Solar PV Project; (3) Batanes Solar PV Project;
- Resolution authorizing the President Mr. Francisco L. Viray, and Senior Vice President Mr. Raymundo A. Reyes, Jr. to sign, execute and deliver for and on behalf of the Corporation any and all documents pursuant to and in accordance with the foregoing authority.

Meeting of the Board of Directors

11 April 2018

- Resolution authorizing the President and Chief Executive Officer of the Corporation Dr. Francisco L. Viray, be as he is hereby authorized, named, constituted and appointed the Corporation's true and lawful Attorney-in-fact, with the power to negotiate, sign and execute, on behalf of the Corporation, contracts and agreements relating to the bid submitted for the Private Sector Participation in Power Generation in Batanes, under such terms and conditions as he may deem proper, with full power of substitution; the said Attorney-in-fact be authorized to do all every act and thing whatsoever requisite and necessary to be done relative to the foregoing resolution, as fully and to all intents and purposes as the principal might or could do, and hereby ratifying and confirming all that the Attorney-in-fact, his delegates or substitutes shall lawfully do or cause to be done.
- Resolution to authorize Dr. Francisco L. Viray, Sheila C. Cabaraban, Rodolfo C. Dela Cruz, Greyland C. Agno, Francis B. Tamayo, and/or any other person/s or individual/s as may, thereafter, be appointed or designated, individually and collectively to be the Corporation's true and lawful attorneys-in-fact and agents, in its name, place, and stead and for its own use and benefit to do and perform all or any of the following acts and things namely:
 1. To conduct and participate in Pre-FPIC Conference/s; and any other meeting/s, conference/s and /or any other event/s for and on behalf of the Corporation;
 2. To sign, initial, accept or execute all document/s, pleading/s, letter/s and or any other communication/s in connection with the said Pre-FPIC Conference;
 3. To secure the FPIC of the ICCs/IPs of Brgy. Inapoy, Bantayan and Pinaguinpinan, Kabankalan City Negros Occidental and of Brgy. Arebasore, Inapoy and Manlingay, Mabinay, Negros Oriental or any other barangay/s or area as may be necessary;
 4. To sign, initial, accept or execute all document/s in connection with securing the said FPIC;
 5. To submit and receive document/s, letter/s and other communications in relation to the subject transactions;
 6. To execute and/or sign any paper/s or document/s in connection with subject transactions, including the execution of the Work and Financial Plan and Memorandum of Agreement; and
 7. To do such other acts as may aid in the prompt disposition of the authority herein given.
- Resolution that the Corporation undertake to perform, and to jointly and severally assume, any and all obligations that its fully owned subsidiary, PHINMA Renewable Energy Corporation, may incur in connection with its credit availments under the Philippine Airlines' ('PAL') Corporate Web Portal (Purchase Order/Letter Order Facility), and to indemnify PAL in the event that the Corporation shall fail to comply with any of its obligations; The Corporation's Senior Vice President-Finance and Controller, Ms. Mariejo P. Bautista, and Asst. Vice President-Materials Management, Mr. Arthur R. Villacorte, be authorized, as each of them to represent the Corporation relative to the foregoing matter.
- Resolution that the Corporation participate in the bid for private sector participation to provide power to Carabao Island in Romblon; that the President and CEO of the Corporation Dr. Francisco L. Viray, Vice President-Legal, Atty. Alan T. Ascalon, and Project Development Manager Ms. Sheila Cabaraban, be authorized as each of them is authorized, to sign, execute and deliver, for and on behalf of the Corporation, any all documents pursuant to and in accordance with the foregoing authority.

- Resolution that the Corporation file the necessary application for accreditation as importer with the Bureau of Customs (BOC); that the Assistant Vice President-Materials Management, Mr. Arthur R. Villacorte, be authorized to file the said application on behalf of the Corporation, to sign the import entry for BOC, Affidavit of Undertaking and any and all documents and papers that may be required, and do all acts in relation to the foregoing, from filing thereof until final resolution and termination of the same.
- Resolution that the Corporation be authorized to register and/or participate as a member of the Retail Electricity Suppliers Association of the Philippines (“RESA”), Philippine Independent Power Producers Association (“PIPPA”), organizations or associations which the Corporation is part of, or such other organization, association, group, public or private, which the officers or authorized representatives, may deem to be, in the best interest of the Corporation;
- Resolution that the President and Chief Executive Officer of the Corporation, Dr. Francisco L. Viray, Senior Vice President-Business, Mr. Rizalino G. Santos, Senior Vice President Mr. Raymundo A. Reyes, Senior Vice President Finance and Controller, Ms. Mariejo P. Bautista, Vice President-Legal Atty. Alan T. Ascalon, Vice President-Renewable Energy, Mr. Danilo L. Panes, and the Asst. Vice-President-Sales and Marketing, Ms. Danielle R. Del Rosario, be designated, as each of them be authorized with the following powers and authority.
 - (a) Delegate in writing, the powers and authority herein conferred to any officer, employee, person, or agent of the Corporation;
 - (b) To act as the main contact person/s of the Corporation;
 - (c) To receive all notices, letters, communications or correspondences;
 - (d) To file, execute, sign, revise, amend or submit, on behalf of the Corporation, all certifications, affidavits, undertakings, letters, notices, forms or such other documents as may be necessary;
 - (e) Represent, appear and vote on all matters on behalf of the Corporation in all meetings, proceedings, conferences, general assembly, or consultations;
 - (f) Be nominated and/or elected as a director, trustee, officer of the RESSA, PIPPA, or such organization which the Corporation may hereinafter join and participate;
 - (g) To do any and all acts in relation to and in furtherance of the foregoing authority;

**Meeting of the Board of Directors
07 August 2018**

- Resolution on the approval of the proposal including the waiver by the Corporation of pre-emptive rights to new shares to be issued by PHINMA Solar Energy Corporation to enable UGC to subscribe to said new shares and infuse the initial Php 180 million capital, subject to the approval of the Corporate Governance and Related Party Transactions Committee of said transaction. The Corporate Secretary was further directed to prepare the appropriate resolution/s for the purpose.
- Resolution to authorize the Corporation to sell, transfer, and convey its rights, title to, and interest in its one (1) share in Manila Golf and Country Club (MGCC) covered by MGCC Share Certificate No. 1800 for 100 units registered under the name of Trans-Asia Oil & Mineral Development Corp. at the price of Sixty Million Pesos (Php60,000,000.00);
- Resolution to authorize President of the Corporation Dr. Francisco L. Viray, or Senior Vice President-Controller, Ms. Mariejo P. Bautista as each of them be authorized to sign, execute and deliver such agreements, deeds, or other documents as may be required or necessary to effect the sale of the above MGCC share, under such other terms and conditions that said signatories shall determine and agree with.
- Resolution authorizing the Corporation to change name of the project covered by Solar Energy Service Contract No. 2017-04-378 located in Padre Garcia, Batangas from “Bawi Solar Power Project” to “Padre Garcia Solar Power Project”;
- Resolution to authorize President and CEO of the Corporation Dr. Francisco L. Viray, to transact, apply for, sign, initial, execute and deliver, for and on behalf of the Corporation, any and all documents, affidavits, agreements and contracts in connection with the Service Contract pursuant to and in accordance with the foregoing authority.

- Resolution to authorize the Corporation to transact with the following counterparties and/or any of its branches relative to transactions for all instruments and facilities:

BDO Unibank, Inc. and BDO Private Bank
 Security Bank Corporation
 Rizal Commercial Banking Corporation
 Hong Kong and Shanghai Banking Corporation
 Bank of the Philippine Islands and any of its subsidiaries
 China Banking Corporation
 Development Bank of the Philippines
 Land Bank of the Philippines
 Maybank Philippines Inc.
 ING Bank
 First Metro Investment Corporation
 Sun Life Asset Management Co. Inc.
 Australia and New Zealand Banking
 Philippine National Bank
 Citibank N.A.
 Philippine Bank of Communication;

- Resolution to authorize without any limit any two (2) of the Group A signatories be authorized to sign, execute, and deliver deposits, withdrawal slips, drafts, authorizations, receipts, check payments and other modes of payment, and other bank documents for and in behalf of the Corporation which may be required or necessary in connection with Corporation’s transactions with said counterparties:

Group A

Francisco L. Viray	President and CEO
Roberto M. Laviña	SEVP
Pythagoras L. Brion, Jr.	SVP & CFO
Raymundo A. Reyes, Jr.	SVP
Rizalino G. Santos	SVP-Power Business
Virgilio R. Francisco, Jr.	SVP
Mariejo P. Bautista	SVP-Finance & Controller
Alan T. Ascalon	VP-Legal & Corporate Affairs
Nanette P. Villalobos	Treasurer

- Resolution for banking transactions involving amounts equal to Fifty Thousand Pesos (Php 50,000.00) and below, any two (2) of the aforementioned Group A signatories, or any one (1) of the Group A or B signatories together with any one (1) of Group C signatories, be authorized to sign , execute and deliver deposits, withdrawal slips, drafts, authorizations, receipts check payments and other modes of payment, and other documents as may be required or necessary for and in behalf of the Corporation:

Group B

Danilo L. Panes	VP-Renewable Energy
Danielle R. Del Rosario	AVP-Sales & Marketing
Arthur R. Villacorte	AVP-Materials Management

Group C

Mariejo P. Bautista	SVP-Finance and Controller
Yolanda D. Añonuevo	Asst. Controller

- Resolution on the approval of sale of vehicle owned by the Corporation by the following officers:
 Danilo Panes – Mitsubishi Montero Sports GLX DSL MT 4x2 with plate NO. WGO894
 Sheila C. Cabaraban – Mitsubishi Mirage GLS 1.2L, with plate No. WGO829.

**Meeting of the Board of Directors
07 January 2019**

- Approved the sale or transfer of the Excluded Assets, and delegated to the Executive Committee the determination of the final price, terms, and conditions of the said sale/transfer of Excluded Assets.
- Approved the sale or transfer of the Corporation's rights, title and interest in and to Power Barge 103 (PB103) with official No. 000003343 and Registry No. 0098124 covered by Certificate of Ownership and Certificate of Philippine Registry both dated 28 March 2017, and delegated to the Executive Committee the determination of the final price, terms, and conditions of the said sale or transfer of PB103.
- Approved the extension of the Security Bank Loan as presented by Mr. Brion. The Corporate Secretary was further directed to prepare the required or necessary resolutions for the purpose.

**Meeting of the Board of Directors
01 March 2019**

- Approved the renegotiation of the Company's contracts with MGI and SLTEC, and delegated the final approval of the terms and conditions thereof to the Executive Committee.
- Approved the sale/disposition of the Company's interest in Palawan55, and delegated the final approval of the terms and conditions thereof to the Executive Committee.
- Approved the sale/disposition of the Company's interest in PPGI, and delegated the final approval of the terms and conditions thereof to the Executive Committee.
- Approved the postponement of annual meeting of the stockholders of the Corporation to a later date. The appropriate disclosures on the said postponement was likewise approved.
- Approved sale/disposition of Company's rights, title and interest in one Ayala Alabang Country Club share, and delegated the final approval of the terms and conditions thereof to the Executive Committee.
- Resolved that the Corporation be authorized to enter into a Supply Agreement with SL Harbor Bulk Terminal Corporation relative to the Company's purchase of petroleum products; the Corporation's President, Dr. Francisco L. Viray, and Senior Vice President-Power Business, Mr. Rizalino G. Santos, be authorized, as each of them is hereby authorized to represent the Corporation, to sign execute and deliver any and all required documents, and perform any and all acts necessary and desirable to implement the foregoing resolutions.
- Resolved that the Corporation be authorized to enter into a Supply Agreement with Pilipinas Shell Petroleum Corporation, relative to the Company's purchase of petroleum products from PSPC; that the Corporation's President, Dr. Francisco L. Viray, and Senior Vice President – Power Business, Mr. Rizalino G. Santos, be authorized, as each of them is hereby authorized, to represent the Corporation, to sign execute and deliver any and all required documents, and perform any and all acts necessary and desirable to implement the foregoing resolutions
- Resolved that the Corporation be authorized to transact with following counterparties and/or any of its branches relative to transactions for all instruments and facilities:

BDO Unibank, Inc. and BDO Private Bank
Security Bank Corporation
Rizal Commercial Banking Corporation
Hong Kong and Shanghai Banking Corporation
Bank of the Philippine Islands and any of its subsidiaries
China Banking Corporation
Development Bank of the Philippines
Land Bank of the Philippines
Maybank Philippines Inc.
ING Bank
First Metro Investment Corporation
Sun Life Asset Management Co. Inc.

Australia and New Zealand Banking Group
Philippine National Bank
Citibank N.A.
Philippine Bank of Communication
Robinsons Banking Corporation;

that the Corporation be authorized, as it is hereby authorized, to invest in the following instruments, both in local and foreign currency with the above mentioned counterparties

- (a) Unit investment Trust Funds, Trust Accounts and/or similar products;
 - (b) Bonds, Stocks, Short-duration and/or long-duration funds;
 - (c) Government Securities such as treasury bills, treasury notes, treasury bonds, retail treasury bonds and other securities that carry the full faith and credit of the Republic of the Philippines;
 - (d) Promissory notes, corporate notes, bonds, commercial papers and preferred shares
 - (e) Time deposits, certificate of deposits, special savings and other deposit products;
- Resolved that the Corporation be authorized, to open, operate, and close deposit accounts, both in local and foreign currency, with the foregoing banks;
 - Resolved that the Corporation be authorized to enter into foreign exchange dealings as well as derivative transactions and contracts with Banco de Oro Unibank Inc., Security Bank Corporation, and Rizal Commercial Banking Corporation and/or their affiliate or branch, such as buying and selling of foreign exchange, under spot, swaps, options, and forwards transactions;
 - Resolved that the Corporation be authorized to open, operate, and close trust accounts with the Trust Department of the abovementioned banks;
 - Resolved that the Corporation be authorized to open, maintain, and close third party custodian account/s with the foregoing counterparties;
 - Resolved that the Corporation be authorized , to register as a qualified Institutional buyer (QIB) and to appoint any of foregoing counterparties and/or any of its branches as the Corporation's registrar;
 - Resolved that the Corporation be authorized to open and utilize the electronic or internet banking services, Transactional Banking services and payroll services of the foregoing banks;
 - Resolved that the Corporation be authorized to enroll in the Bills Collection Service and Auto Debit Arrangement (ADA) Facility from any of the foregoing counterparties to facilitate payment collection from the Corporation's customers;
 - Resolved that the Corporation be authorized to avail of credit facilities with the foregoing counterparties, under such terms and conditions as may have been agreed upon;
 - Resolved that the Corporation be authorized to allow the use of its existing credit line with Rizal Commercial Banking Corporation by its Subsidiaries (at least 50% of the capital stock of which are owned by the Corporation), under terms and conditions as may have been agreed upon;
 - Resolve that the Corporation be authorized to allow the use of its existing credit line with BDO Unibank, Inc. by PHINMA Renewable Energy Corporation with sublimit of up to Php50M, under terms and conditions as may have been agreed upon;
 - Resolved that ant two (2) of the Group A signatories below be authorized to sign, execute and deliver deposits, withdrawal slips, drafts, authorizations, receipts, check payments and other modes of payment, and other documents for and in behalf of the Corporation which may be required or necessary in connection with the Corporation's transactions with banks:

Group A

Francisco L. Viray	President and CEO
Roberto M. Laviña	SEVP
Pythagoras L. Brion, Jr.	SVP & CFO
Raymundo A. Reyes, Jr.	SVP
Rizalino G. Santos	SVP-Power Business
Virgilio R. Francisco, Jr.	SVP
Mariejo P. Bautista	SVP-Finance & Controller
Alan T. Ascalon	VP-Legal & Corporate Affairs
Nanette P. Villalobos	Treasurer

- Resolved that for banking transactions involving amounts equal to Fifty Thousand Pesos (Php 50,000.00) and below, any two (2) of the aforementioned Group A signatories or any one (1) of the Group A or Group B signatories below together with any one (1) of Group C signatories below, be authorized to sign, execute and deliver deposits, withdrawal slips, drafts, authorizations, receipts, check payments and other modes of payment, and other documents as may be required or necessary for and in behalf of the Corporation.

Group B

Daniilo L. Panes	VP-Renewable Energy
Danielle R. Del Rosario	AVP-Sales & Marketing
Arthur R. Villacorte	AVP-Materials Management

Group C

Mariejo P. Bautista	SVP-Finance and Controller
Yolanda D. Añonuevo	Asst. Controller

- That the Chairman informed the members of the Board of the resignation of Mr. David L. Balangue due to personal reasons. Mr. Edward Go was thereafter unanimously elected by the Board, still constituting a quorum, as Independent Director to serve as such for unexpired term of Mr. Balangue.
- Resolved that the Corporation express their gratitude to Mr. David L. Balangue for his significant and invaluable contributions to the Corporation as Director, Chairman of its Audit Committee, and member of its various committees.

Meeting of the Board of Directors

26 April 2019

- Approved the terms and conditions of the Omnibus Loan and Security Agreement (the “Agreement”) among South Luzon Thermal Energy Corporation as Borrower, Banco de Oro Unibank, Inc., Security Bank Corporation and Rizal Commercial Banking Corporation as Lenders, and PHINMA Energy Corporation (the “Corporation”) and AC Energy Inc., as Sponsors, BDO Capital & Investment Corporation as the Mandated Lead Arranger and Sole Bookrunner, RCBC Capital Corporation and SB Capital Investment Corporation as Lead Arrangers, and Banco De Oro Unibank,

Inc.-Trust and Investments Group as Facility Agent, Security Trustee and Paying Agent, and the transactions contemplated in the said Agreement, including the obligations of the Corporation under Part G (Sponsors’ Support), including the pledge of the Corporation’s shares in SLTEC, and Part H (Security Interest under the PPSA), will redound to the corporate benefit of the Corporation;

- Approve, ratify and confirm, as it approves, ratifies and confirms, the terms of and the transactions contemplated by Part G (Sponsors’ Support), including the pledge of the Corporation’s shares in SLTEC and Part H (Security Interest under PPSA) of the Agreement, and the execution of the Agreement, and any other document or agreement contemplated hereunder; that the authority of the Senior Executive Vice President, Mr. Roberto M. Laviña (the “Authorized Signatory”), is hereby authorized, ratified and confirmed, and that the authorized signatory be authorized to

- (a) Execute on behalf of the Corporation, the Agreement and any other document or agreement contemplated thereunder to which the Corporation is a party;
 - (b) To delegate the initialing on each and every page of the Agreement and any other document or agreement contemplated hereunder to which is a party; and
 - (c) To sign and/or dispatch all documents and notices to be signed and/or dispatched by the Corporation under or in connection with the Agreement, and any other document or agreement contemplated thereunder;
- Resolved that Atty. Alan T. Ascalon, Vice President-Legal and Atty. Jordan Mae T. Chua-Geocaniga, Assistant Legal Counsel, be authorized, as each of them is hereby authorized, and each of them, to sign, initial or affix, their respective initials or signatures on each and every page of the Agreement as may be required on behalf of the Authorized Signatories, except the signature pages of the Agreement which shall be signed by the Authorized Signatories.

Ms. Corazon de la Paz-Bernardo, who is an adviser of Banco de Oro Unibank, Inc., recused herself from voting on the proposed resolution.

Meeting of the Board of Directors 09 May 2019

- Resolved to approve the financial statements for the first quarter of 2019.
- Resolved to approve the election of Mr. John Eric T. Francia to the Board and appointed as President and Chief Executive Officer of the Company effective 15 May 2019. He will also replace Dr. Viray in the executive committee and the stock option plan committee.
- Resolved to approve the appointment of a new Chief Financial Officer and Treasurer, Ms. Maria Corazon G. Dizon to replace Pythagoras L. Brion and Nanette Villalobos, both of whom have tendered their resignation.
- Resolved to approve the appointment of Mr. Roman Miguel de Jesus, Head, RES and Commercial Operations. Mr. Gabino Ramon G. Mejia was also appointed as Head of Plant Operations effective 15 May 2019, to replace Mr. Rizalino G. Santos to take effect on 15 May 2019.
- Resolved, that the Corporation issue, from out of its authorized but unissued capital stock, a total of Two Billion Six Hundred Thirty Two Million (2,632,000,000) common shares at the par value of One Peso (Php 1.00) per share constituting less than thirty-five (35%) of the resulting subscribed capital of the Corporation and thus, under the Corporation's Articles of Incorporation, not subject to pre-emptive rights of the stockholders;

Resolved, further, that the Corporation offer for subscription by AC Energy, Inc. ('ACE'), the said new common shares at the issue price equivalent to their par value of One Peso (Php 1.00) per share, or the aggregate issue price of Two Billion Six Hundred Thirty Two Million Pesos (Php 2,632,000,000.00);

Resolved, finally, that the President and Chief Executive Officer, and the Chief Financial Officer and Treasurer be, as each of them is hereby authorized, to sign, execute and deliver such subscription agreement and any and all other agreements and documents, and to perform such other acts, as shall be required or necessary to complete the issuance of said new shares and subscription thereto by ACE and to perform the obligations of the Corporation thereunder, with power and authority to delegate the same to any officer or officers of the Corporation.

- Resolved to approve the acquisition of PHINMA Petroleum and Geothermal, Inc. shares owned by PHN and PHI. The Board further designated and authorized the President and CEO, the CFO and/or the Senior Vice President – Controller, to sign, execute and deliver the necessary documents. The Corporate Secretary was further directed to prepare the necessary resolutions for the purpose.
- Resolved to approve the conduct of a voluntary tender offer of the minority shares of PPGI at the per share price based on the valuation of PPGI of PHP610 Million. The Board further designated and authorized the

President and CEO, the CFO and/or the Senior Vice President – Controller, to sign, execute and deliver the necessary documents. The Corporate Secretary was further directed to prepare the necessary resolutions for the purpose.

- Resolved to approve and consent to, as it hereby approves and gives its consent to, the assignment by Philippine Investment Management (PHINMA), Inc. ('PHI') of that Management Contract by and between PHI as managing company and the Corporation as managed company, to AC Energy, Inc. (AC Energy);

Resolved, further, that the President and Chief Executive Officer, the Chief Financial Officer and Treasurer, and the Senior Vice President – Controller be, as each of them is hereby authorized, to sign, execute and deliver such Deed of Assignment and any and all documents necessary to effect the said consent and assignment, and to perform such other acts, as shall be required or necessary to complete the said assignment of the Management Contract, and perform the obligations of the Corporation thereunder;

Resolved, finally, that the assignment of the Management Contract be presented for approval by the stockholders of the Corporation at a meeting duly called.

- Resolved to approve the Company's availment of loans from AC Energy, Inc., under such terms and conditions that the signatories may deem to be in the best interests of the Corporation, and further authorized each of the President and CEO and the CFO to sign, execute and deliver the necessary loan agreements and other related documents. The Corporate Secretary was further directed to prepare the necessary resolutions for the purpose.
- Whereas, the Corporation is the grantee of Retail Electricity Supplier's License Number SL-12-11-009 on 19 November 2012;

Whereas, continued validity of the aforementioned licenses is conditioned on, among others, submission to the Energy Regulatory Commission (the "ERC") at the end of every financial year, the following documents in accordance with Article 2.12 of the Business Separation Guidelines:

- (a) The Accounting Separation Statements based on 2018 Audited Financial Statements;
- (b) The Auditor's Report on those Accounting Separation Statements prepared;
- (c) The Management Responsibility Statement;
- (d) The General Information Sheet; and
- (e) The BSUP Compliance Report.

Whereas, the said documents were presented to the Board of Directors and the Board of Directors approved the submission of said documents to the ERC;

Resolved to approve filing of the above-stated documents, as presented, and authorize its President, Francisco L. Viray and/or its Senior Vice President – Finance and Controller, Mariejo P. Bautista, to effect the submission of the same to the ERC in compliance with the requirements of the Business Separation Guidelines, to sign and execute any documents in relation thereto and to engage the services of Diccion Law Firm to represent the Corporation for these purposes.

- Resolved to approve to open and operate escrow, investment management, custodianship, or safekeeping accounts with the Trust and/or Securities Department of BPI, and its subsidiaries and affiliates, to accommodate the voluntary tender offer of PPGI shares. The Corporate Secretary was further directed to prepare the necessary resolutions for the purpose.
- Resolved to approve the availment of an Omnibus line of up to Php5.0 Billion with PNB and Chinabank, individually, for additional working capital lines. The Corporate Secretary was further directed to prepare the necessary resolutions for the purpose

**Meeting of the Board of Directors
01 July 2019**

- Resolved to approve and authorized the appointment and designation of the following as Attorneys-in-Fact of the Corporation effective 1 August 2019:

Class "A"	Class "B"
John Eric T. Francia	J. Edmond C. Garcia
Maria Corazon G. Dizon	Christian Gerard P. Castillo
Gabino Ramon G. Mejia	Mary Ann D. Ballesteros
Roman Miguel G. de Jesus	Riolita C. Inocencio
Dodjie D. Lagazo	Alan T. Ascalon
Jose Maria Eduardo P. Zabaleta	Shirlene M. Anyayahan
Andree Lou C. Kintanar	Ma. Teresa P. Posadas

that any of these Attorneys-in-fact, may conduct the operations of the Corporation, and act and sign, for and in behalf of the Corporation, any contract of whatsoever nature that creates any right and/or obligation of the Corporation, including the disposition of its properties, both real and personal, subject to limitations provided by law and in accordance with the following limits of authority:

<u>Contracts/Transactions involving the Following amounts (in Pesos)</u>	<u>Authority</u>
a. Up to Php 100,000.00	Any two (2) "Class B" signatories
b. Above Php 100,000.00 up to Php 5,000,000.00	Any one (1) "Class A" and any one (1) "Class B" signatories
c. Above Php 5,000,000.00	Any two (2) "Class A" signatories

to repeal and revoke any resolution approved by the Board of Directors prior hereto for the purpose of designating certain persons as Attorneys-in-fact for general transactions.

- Resolve to approve and authorize the appointment and designation of the following persons as authorized check signatories of the Corporation for all its bank accounts, effective 1 August 2019:

Class "A"	Class "B"
John Eric T. Francia	J. Edmond C. Garcia
Maria Corazon G. Dizon	Christian Gerard P. Castillo
Gabino Ramon G. Mejia	Mary Ann D. Ballesteros
Dodjie D. Lagazo	Riolita C. Inocencio
Jose Maria Eduardo P. Zabaleta	Alan T. Ascalon
Andree Lou C. Kintanar	Shirlene M. Anyayahan
	Ma. Teresa P. Posadas

That the funds of the Corporation deposited with any and all banks shall be subject to withdrawals, or be charged at any time upon checks, notes, drafts, bills of exchange, acceptances, undertakings, or other instruments or orders for the payment of money when needed, signed, drawn, accepted or endorsed on behalf of the Corporation, under the signatures of the Class "A" and "B" signatories named above, for such amounts and in the manner, form, and limitations indicated below:

Limits of Authority:

- For amounts not exceeding PhP100,000.00, or its equivalent in US Dollars, under the joint signatures of any two (2) Class "B" signatories
- For any amount exceeding PhP100,000.00 up to Php5,000,000.00, or its equivalent in US Dollars, under the joint signatures of any one (1) Class "A" and any one (1) Class "B" signatories and

- (c) For any amount exceeding PhP5,000,000.00, or its equivalent in US Dollars, under the joint signatures of any two (2) Class “A” signatories.

to revoke any and all resolutions previously issued, which are contrary or inconsistent herewith that the Management give the appropriate notice of this resolution to all banks, financial institutions, and other entities concerned.

**Meeting of the Board of Directors
23 July 2019**

- Resolved to elect (i) Jaime Augusto M. Zobel de Ayala, and (ii) Fernando M. Zobel de Ayala as directors of the Corporation for the current fiscal year, and to serve as such until their successors have been duly elected and qualified.
- Resolved to elect the following as officers and members of the committees of the Corporation for the current fiscal year, and to serve as such until their successors shall have been duly elected and qualified:

Fernando M. Zobel de Ayala	-	Chairman, Board
	-	Chairman, Executive Committee
Jaime Augusto M. Zobel de Ayala	-	Vice Chairman, Board
	-	Member, Executive Committee

- Resolved, to approve and to authorize the conduct of the 2019 annual stockholders’ meeting of the Corporation as follows:

Date:	17 September 2019, Tuesday
Time:	9:00 A.M.
Place of Meeting:	Ballroom 2, Fairmont Hotel, 1 Raffles Drive, Makati Avenue, Makati City, 1224
Record Date:	16 August 2019, Friday
Inclusive Dates of Closing of Stock Transfer Book:	
• Start Date:	17 August 2019
• End Date:	17 September 2019

with the following agenda:

- I. Call to Order
- II. Proof of notice and determination of quorum
- III. Approval of minutes of the previous Annual Shareholders’ Meeting
- IV. Annual Report of Management including the 2018 Audited Financial Statements and ratification of all acts of the Board of Directors and of Management since the last Annual Shareholders’ Meeting
- V. Amendment of articles of incorporation and by-laws
 - a. Change in corporate name
 - b. Change in address
 - c. Increase in authorized capital stock
- VI. Assignment of Management Contract from PHINMA, Inc. to AC Energy, Inc.
- VII. Election of Directors and appointment of Officers for the ensuing year 2019
- VIII. Appointment of external auditor
- IX. Other matters
- X. Adjournment

- Resolved to approve and authorize the transfer of the Corporation’s offices to the 6750 Office Tower where AC Energy, Inc. (“AC Energy”) holds offices;
- Resolved to approve and authorize the assignment of the lease of offices from AC Energy on the following terms:
 - a. *Leased floor:* 22nd Floor, 6750 Office Tower
 - b. *Total leased area:* 795 sq.m.

- c. *Total monthly rent*: PHP1.3MN (basic rent of PHP1,047.00 per sq.m. plus CUSA and other charges)
 - d. *Reimbursement to AC Energy (advanced by AC Energy)*: PHP36MN covering fit-out costs, IT and RES systems development costs
 - e. *Lease Period*: from 01 September 2019 to end-December 2021
- Resolved to approve and authorize the updating of the Materials Management Manual and Procurement Manual on terms as presented.
 - Resolved to issue a standing approval on the sale of company motor vehicles to employees (as part of the Company Car Benefit) and to delegate authority to the individuals named below to sign, execute, and deliver for and on behalf of the Corporation the corresponding deeds, contracts, agreements, and any and all other documents as may be required, but subject to the following limits of authority:

Contracts/Transactions involving the following amounts (in Pesos)	Signatories
Up to ₱100,000	Any two (2) “Class B” signatories
Above ₱100,000 up to ₱5,000,000	Any one (1) “Class A” and any one (1) “Class B” signatories
Above ₱5,000,000	Any two (2) “Class A” signatories

Class A

John Eric T. Francia
 Maria Corazon G. Dizon
 Gabino Ramon G. Mejia
 Roman Miguel G. De Jesus
 Dodjie D. Lagazo
 Jose Maria Eduardo P. Zabaleta
 Andree Lou C. Kintanar

Class B

J. Edmond C. Garcia
 Christian Gerard P. Castillo
 Mary Ann D. Ballesteros
 Riolita C. Inocencio
 Alan T. Ascalon
 Shirlene M. Anyayahan
 Ma. Teresa P. Posadas

- Resolved to grant authority to the individuals names below (with any two (2) Class A, or one (1) Class A and one (1) Class B, acting jointly at all times) and to:
 1. represent the Corporation in the Department of Energy (“DOE”), Energy Regulatory Commission (“ERC”), Philippine Electricity Market Corporation (“PEMC”), Independent Electricity Market Operator of the Philippines (“IEMOP”), National Grid Corporation of the Philippines (“NGCP”) or with any government or administrative agency, judicial or quasi-judicial agency, local government unit, and/or such other agency, body, public or private corporation which the Corporation transacts with;
 2. register, attend, participate, vote, represent and/or appoint a proxy on behalf of the Corporation, at any meeting, general assembly, or convention of the PEMC, IEMOP, Retail Electricity Supply Suppliers Association of the Philippines (“RESA”), Philippine Independent Power Producers Association (“PIPPA”), organizations or associations of which the Corporation is a member and to designate the authorized representatives of the Corporation, with the following powers and authority:
 - a. To receive all notices, letters, bills, statement of accounts, communications or correspondences;
 - b. Update, amend, or revise the necessary membership forms, applications, or documents;
 - c. To act as the main contact person/s of the Corporation;
 - d. Delegate in writing, the powers and authority herein conferred to any officer, employee, person, firm, or agent of the Corporation;
 - e. To file, execute, sign, revise, amend, submit, obtain on behalf of the Corporation, all certifications, verifications, reportorial submissions, renewal of licenses, affidavits, undertakings, letters, notices, forms, protests/disputes, petitions or applications, legal forms or pleadings, or instrument, or such other documents as may be necessary;
 - f. Represent, appear and vote on all matters on behalf of the Corporation in all meetings, proceedings, conferences, general assemblies, or consultations;
 - g. Appear, represent, and perform all acts necessary on behalf of the Corporation in any hearing, meeting, public consultation, assembly, or conference in relation to any claim, complaint, proceeding, petition, protest, suit, or any case for or against the Corporation before any judicial or

- quasi-judicial agency, office, or body of the government, organization or association from the filing of the claim until the termination of the same;
- h. Be nominated and/or elected as a director, trustee, officer of the above- mentioned organizations or associations; and
 - i. To do any and all acts in relation to and in furtherance of the foregoing authority.
3. enter into agreements or contracts, including necessary or incidental arrangements, with generators, renewable energy suppliers, retail electricity suppliers, government agencies, departments, units, bureaus, government owned and controlled corporations, local government units, distribution utilities or electric cooperatives, contestable customers, private corporations, directly connected customers, economic zones, contractors, wholesale, retail, industrial, commercial, household end-users or such other qualified suppliers or customers (the “Suppliers or Customers”) for the purchase or sale of electricity, under terms and conditions which the officers or authorized representatives, as listed below;
 4. represent the Corporation in biddings or requests for proposal for the purchase, supply or sale of electricity of the above-mentioned Suppliers or Customers, and execute and file the applications, enrolment forms, switching documents for accreditation as electricity supplier, vendor, service provider, or customer; and to designate the authorized representatives of the Corporation, with the following powers and authority:
 - a. to receive the instructions to bidders, bid bulletins, letters, communications, correspondences, notices and/or legal processes issued by the bids and awards or accreditation committee of the Suppliers or Customers, Department of Energy (DOE), Energy Regulatory Commission (ERC), National Grid Corporation of the Philippines (NGCP), Philippine Electricity Market Corporation (PEMC), Independent Electricity Market Operator of the Philippines (IEMOP), distribution utility or electric cooperative;
 - b. to file, sign, execute, revise, amend, or submit, on behalf of the Corporation all certifications, affidavits, undertakings, letters, notices, forms, proposals and such other necessary documents in connection with the (i) bidding/request for proposal and/or accreditation or enrolment of the Corporation as the electricity supplier, vendor, service provider, or customer, (ii) all forms or documents necessary or required by DOE, ERC, NGCP, PEMC, IEMOP, or such other administrative agency, distribution utility, electric cooperative, or corporation for the purchase or supply of electricity, accreditation, registration, filing of protests/disputes, withdrawal of bill deposits, switching or enrolment of customers or of the Corporation, as the supplier or buyer, as the case may be;
 - c. to negotiate sign, execute and deliver such power supply agreements, distribution wheeling service agreements or any and all agreements, contracts or documents with Suppliers or Customers, distribution utilities or electric cooperatives, ERC, DOE, NGCP, PEMC, or IEMOP;
 - d. execute, submit, or file documents, and process all requirements necessary for registration or de-registration, termination of the agreement, withdrawal of bill deposits, or disconnection of supply;
 - e. file the necessary applications with the ERC for the approval of the power supply agreements entered into with distribution utilities or electric cooperatives and execute such pleadings, documents and papers in relation to such application;
 - f. to represent and/or appear on behalf of the Corporation in all biddings, accreditation proceedings, registration or de-registration, customer switching or enrolment processes, contract negotiations, filing of protests/disputes, withdrawal of bill deposits including the collection of the same, hearings, conferences and all legal proceedings, and act for and on behalf of the Corporation in all such matters;
 - g. delegate in writing, the powers and authority herein conferred to any officer, employee, person, firm, agent, or representative; and
 - h. to do any and all acts in relation to and in furtherance of the foregoing authority.

Class A

John Eric T. Francia
 Maria Corazon G. Dizon
 Gabino Ramon G. Mejia
 Roman Miguel G. De Jesus
 Dodjie D. Lagazo

Class B

Alan T. Ascalon
 Wilbert U. Bilones
 Louie Mark R. Quizon
 Herman B. Timoteo
 Jezele Lester A. Esguerra
 Cheyenne Francis B. Batnag
 Shirlene M. Anyayahan
 John Henry C. Lique

- Resolved to amend the Articles of Incorporation as follows:

1. Change the corporate name to AC Energy Philippines, Inc. and for this purpose, to amend the First Article;
2. Change the corporate office to 4th Floor, 6750 Office Tower, Ayala Avenue, Makati City and for this purpose, to amend the Third Article; and
3. Increase the authorized capital stock (ACS) by up to 16 billion shares (par value of PHP 1.00 per share) for the funding of PHEN's (ACE PH) Turnaround Plan and for this purpose, to amend the Seventh Article:

<i>Current ACS:</i>	<i>PHP8.4 Billion divided into 8.4 billion common shares</i>
<i>Proposed increase:</i>	<i>PHP16 Billion divided into 16 billion common shares</i>
<i>New ACS:</i>	<i>PHP24.4 Billion divided into 24.4 billion common shares</i>

- Resolved to amend the By-Laws as follows:
 1. Change the corporate name as reflected therein to AC Energy Philippines, Inc.; and
 2. Change the corporate office to 4th Floor, 6750 Office Tower, Ayala Avenue, Makati City and for this purpose, to amend Article 1.
- Resolved to approve and authorize the amendment of the Manual of Corporate Governance on terms as presented.
- Resolved to approve the proposed remuneration for independent directors at PHP100,000.00 per Board Meeting attended, and PHP20,000.00 per Committee meeting attended.
- Resolved to approve the Corporation's year to date financial statements as presented.
- Resolved to approve the renewal of the Corporation's existing facilities with BDO, RCBC, and SECB and the additional revolvers from PNB and Chinabank on terms as presented.
- Resolved to authorize PPG to exercise its voting rights and authorize Palawan55 to notify the DOE of its entry into the Appraisal Period subject to the reasonable determination to be made by the authorized representatives named below;
- Resolved to delegate authority to Messrs. John Eric T. Francia and Raymundo A. Reyes, Jr. to determine the propriety of the Palawn55 entering into Appraisal Period and for any one of them to communicate to the DOE the decision to enter into Sub-Phase 5 of SC 55 without prejudice to Palawan55's option to enter into the Appraisal Period, and/or to enter into the Appraisal Period if warranted; and
- Resolved that in the event that Palawan55 does not enter into the Appraisal Period, for the Corporation to exercise its voting rights to authorize PPG's to approve and authorize Palawan 55 to procure the Long Lead Items (wellhead, casings, conductors) required for drilling operations (ca. \$1.5 MM to \$2 MM).
- Resolved to ratify and approve the second quarter 2019 financial statements of the Corporation, the 2019 external audit plan including the proposed audit fees of PHP 2,557,750.00 and the 2019 internal audit work plan, and the other actions taken by the Audit Committee at its meeting held on 22 July 2019.

ANNEX D
Management's Discussion and Analysis (MD&A) or Plan of Operations

BUSINESS AND GENERAL INFORMATION

PHINMA Energy Corporation ("PHINMA Energy" or "the Company") was established by the Philippine Investment Management (PHINMA), Inc. on 08 September 1969 in line with PHINMA's vision to create a vehicle for building the nation's economy through self-reliance in energy. PHINMA Energy is engaged primarily in power generation and electricity supply, with secondary investments in petroleum and geothermal exploration. The Company was originally known as Trans-Asia Oil and Mineral Development Corporation, reflecting its original purpose of engaging in petroleum and mineral exploration and production. In order to diversify its product and revenue portfolio, the Company invested in power generation and supply, which eventually became its main business and revenue source. On 11 April 1996, the Company's name was changed to Trans-Asia Oil and Energy Development Corporation. On 22 August 2016, the Company embraced the name of its parent, to become known as PHINMA Energy Corporation, combining the Company's commercial success with PHINMA's longstanding reputation, in commemoration of PHINMA's 60th anniversary.

On 24 June 2019, AC Energy, Inc. acquired the 51.48% combined stake of PHINMA, Inc. and PHINMA Corporation in PHINMA Energy for a total purchase price of P3,669,125,213.19. In addition, AC Energy, Inc. acquired an additional 156,476 PHINMA Energy shares under the mandatory tender offer which ended on 19 June 2019 and subscribed to 2.632 billion PHINMA Energy shares. As of 31 July 2019, AC Energy, Inc. owns 66.34% of the outstanding voting shares of the Company. The parent company of PHINMA Energy is AC Energy, Inc. The Company has a management contract with AC Energy, Inc. which is effective until 01 September 2023. Under the contract, AC Energy, Inc. has general management authority with corresponding responsibility over all operations and personnel of PHINMA Energy, including planning, direction, and supervision of all the operations, sales, marketing, distribution, finance, and other business activities of the Company.

Description of Principal Businesses

Power Generation

The principal product of power generation and supply is the electricity produced and delivered to the end-consumers. It involves the conversion of fuel or other forms of energy to electricity; or the purchase of electricity from power generation companies and the Philippine Wholesale Electricity Spot Market (WESM).

The Company conducts its power generation and supply activities directly or through its Joint Venture Company and subsidiaries.

The Electricity Supply business continues its active participation in the WESM through buying the electricity requirements of customers and selling the excess output of the Company's generation supply portfolio.

The Company's Principal Suppliers are South Luzon Thermal Energy Corp., Maibarara Geothermal Inc., and WESM (for electricity supply), and PTT Philippines Corporation and SL Harbor Bulk Terminal Corporation (for bunker fuel, the raw material or main fuel used for the Company's diesel power plants).

In 2018, the total energy sales reached 2,474 gigawatt hours (GWh), a 12.42% decrease from 2,825 GWh in 2017.

Our primary customers, Lafarge-Holcim's cement plants in Bulacan and La Union, Philippine Economic Zone Authority's (PEZA's) Cavite Economic Zone, Republic Cement and Building Materials, Inc., Direct Power Services, Inc. and new customers accounted for the bulk of the total energy sold while the remaining supply was sold to the WESM.

Aside from the WESM, the Company also sourced electricity from contracted capacities with KEPCO SPC Power Corporation. In 2018, the Company's total generation capacity was 644.4 megawatts (MW) from 639.4 MW in 2017.

The Company does not have any foreign sales.

Transactions With and Dependence on Related Parties

PHINMA Power Generation Corporation (PPGC)

On 10 April 2014, PHINMA Power Generation Corporation ("PPGC"), formerly Trans-Asia Power Generation Corporation, purchased the shares of One Subic Power Generation Corp. ("OSPGC"), the lessee and operator of the 116 MW Subic Diesel Generator Power Plant (the "Subic Power Plant"). OSPGC has an existing Power Administration and Management Agreement (PAMA) with PHINMA Energy under which PHINMA Energy is given the right to administer and manage the net output of the Subic Power Plant in consideration of energy fees to be paid by PHINMA Energy to OSPGC. The Agreement commenced on 26 December 2012, and shall be effective throughout the term of the lease of the Subic Power Plant from the owner, Subic Bay Metropolitan Authority (SBMA).

The acquisition of OSPGC expanded PPGC's existing generation portfolio, adding to the 52MW Bunker C-Fired power plant in Bulacan serving Holcim's cement plant.

On 02 June 2017, the SEC approved the amendment of the company's Articles of Incorporation, which changed its name from Trans-Asia Power Generation Corporation to PHINMA Power Generation Corporation.

In 2018, PPGC generated 53 GWh of electricity.

CIP II Power Corporation (CIPP)

In December 2010, CIP II Power Corporation's ("CIPP") Board of Directors approved the transfer of its power plant from Laguna to Bacnotan, La Union, adjacent to the Holcim Cement Plant. Actual groundbreaking began on April 2011. The Plant was commissioned on 21 December 2012 and commenced commercial operations in January 2013.

The new location of the Plant not only allowed it to serve the requirements of the adjacent Holcim cement plant, but also to sell power to the WESM and PHINMA Energy, with the total energy sales of CIPP reaching 10.50 GWh for the period January to June 2013. Thereafter, CIPP and PHINMA Energy entered into a PAMA, where PHINMA Energy pays CIPP energy fees for its entire capacity.

In 2018, CIPP produced 11 GWh of electricity.

Guimaras Power Plant (GPP)

PHINMA Energy had an Electricity Supply Agreement (ESA) with Guimaras Electric Cooperative Inc. (GUIMELCO) which was signed on 12 November 2003, subsequently amended on 26 July 2004, and renewed on 27 March 2015. Under the ESA, PHINMA Energy agreed to construct, operate and maintain a 3.4MW bunker Coal fired power plant in Guimaras. The power plant sells electricity primarily to GUIMELCO at the rate approved by the Energy Regulatory Commission (ERC). Installation of the power plant and construction of related facilities were completed in February 2005. Commercial operations commenced on 26 June 2005.

On 29 April 2016, GUIMELCO and the Corporation filed a joint application for approval of the Contract for the Sale of Electricity (CSE) between GUIMELCO and the Corporation with the ERC. Until the CSE is approved by the ERC, the 3.4MW Guimaras Power Plant ("GPP") has yet to

supply power to GUIMELCO. However, the Company supplied peaking power to GUIMELCO on a limited basis, upon the request of GUIMELCO and the local government.

On 27 December 2017, Republic Act No. 10963 or the Tax Reform for Acceleration and Inclusion (TRAIN Law) was signed into law. The TRAIN Law includes, among others, the inclusion of additional excise taxes on fuel. The TRAIN Law modifies the fuel computation and electricity fee structure under the CSE, which would result to GUIMELCO shouldering additional and increased electricity fees and the need for the conduct of another Competitive Selection Process and re-application with the ERC. Thus, on 21 March 2018, the parties executed a Termination Agreement, which terminated the CSE.

The Corporation has decided to close the Power Plant effective 01 June 2018 due to the termination of the CSE with GUIMELCO.

In 2018, a total of 2 GWh of electricity was sold to GUIMELCO.

South Luzon Thermal Energy Corporation (SLTEC)

South Luzon Thermal Energy Corporation (“SLTEC”) is a joint venture between the Company, AC Energy Holdings, Inc. of the Ayala group, and Axia Power Holdings Corporation of the Marubeni group. PHINMA Energy is the largest shareholder in SLTEC with a 45% interest, followed by Ayala with 35%, and Marubeni with 20%.

SLTEC provides reliable baseload power from its 2 x 135 MW Coal-fired Power Plant in Calaca, Batangas utilizing cleaner coal technology herein referred to as Circulating Fluidized Bed (CFB) for negligible emissions and minimal environmental impact.

The construction, testing and commissioning of the 1st unit of SLTEC CFB Coal-fired Power Plant was completed during the 1st half of 2015. Commercial operations was achieved on 24 April 2015, in time for the summer months with historical peaks for heightened demand and tight supply. The 2nd unit started its commercial operations in 21 February 2016.

SLTEC experienced a significant setback with the shutdown of Unit 2 beginning June 2018 due to turbine technical issues. Coming from a total plant blackout due to grid failure, the unit failed to start after several attempts. With Unit 2 out of service for the rest of the year, gross generation fell by 31% to 1,400 GWh.

Maibarara Geothermal, Inc. (MGI)

Maibarara Geothermal, Inc. (“MGI”), a joint venture between PetroGreen Energy Corporation (65%), PNOC Renewable Corporation (10%), and the Company (25%), was incorporated and registered with the SEC on 11 August 2010. It is currently operating a 20 MW geothermal plant in the Maibarara geothermal field in Santo Tomas, Batangas, which commenced commercial operations in February 2014. The field was discovered by Philippine Geothermal, Inc. in the 1980s. MGI is the first renewable energy undertaking to be declared commercial by the government under the Renewable Energy Act of 2008.

In March 2018, MGI began commercial operation of the 12 MW Line 2 expansion of its geothermal plant. The new line was successfully synchronized to the Luzon grid on 09 March 2018, marking its first export of power to the grid.

In 2018, MGI produced 226 GWh of renewable energy, a substantial increase over 162 GWh in the previous year, and ended the year with total expanded capacity of 32MW from both Line 1 and Line 2.

PHINMA Renewable Energy Corporation (PHINMA R.E.)

PHINMA Renewable Energy Corporation (“PHINMA R.E.”), formerly Trans-Asia Renewable Energy Corporation, a wholly owned subsidiary of the Company, was incorporated and registered with the Philippine Securities and Exchange Commission (SEC) on 02 September 1994. It was established with the primary purpose of developing and utilizing renewable energy and pursuing clean and energy efficient projects. The vision of PHINMA R.E. is to become a dominant significant player in emerging renewable energy through strategic partnerships, portfolio development, and vigorous but deliberate operating capacity build-up.

In line with the country’s thrust of promoting the growth of renewable energy resources, PHINMA R.E. ventured into wind resource development projects and currently has nine (9) wind energy service contracts with an aggregate potential capacity of over 400 MW. This included the 54MW Wind Project in San Lorenzo, Guimaras.

In 27 December 2014, PHINMA R.E. successfully completed the construction and commissioning of the 54 MW San Lorenzo Wind Project, the first wind farm completed in the Visayas. Since its officially recognized start of commercial operations, the wind farm was able to attain a maximum capacity of 54 MW representing 100% of the total installed capacity.

On 01 December 2015, the Company received the Certificate of Compliance from the ERC for its 54 MW San Lorenzo Wind Project. The certificate entitles PHINMA R.E. to recognize its Feed-in Tariff (FIT) at an approved rate of ₱7.40 per kWh, with a retroactive period beginning 27 December 2014, for a guaranteed period of twenty (20) years until 26 December 2034.

On 13 June 2017, the SEC approved the amendment of the Company’s Articles of Incorporation which changed its name from Trans-Asia Renewable Energy Corporation to PHINMA Renewable Energy Corporation.

In 2018, PHINMA R.E. delivered 96.7 GWh of electricity to the grid.

One Subic Power Generation Corporation (OSPGC)

One Subic Power Generation Corporation (“OSPGC”) was incorporated and registered with the SEC on 04 August 2010 to engage in the business of owning, constructing, operating, developing and maintaining all types of power generation plants. It started its operation on 17 February 2011. On 12 May 2014, PHINMA Power Generation Corporation, then known as Trans-Asia Power Generation Corporation, purchased from Udenna Energy Corporation (UDEC) the entire outstanding shares of stock of OSPGC. Prior to the acquisition, OSPGC was a wholly owned subsidiary of UDEC, a company incorporated and domiciled in the Philippines.

On 21 December 2017, the Subic Bay Metropolitan Authority (SBMA) approved the extension of the lease of the plant until 19 July 2030.

In 2018, OSPGC produced 39 GWh of electricity.

Power Barge 101, 102 and 103

The Company executed a deed of sale on 12 August 2015 to finalize the sale and transfer of Power Barges 101, 102, and 103, from the Power Sector Assets and Liabilities Management (PSALM) Corporation, for a purchase price of ₱420 million. PB 101 and PB 102, located in Barrio Obrero, Iloilo City, declared commercial operations in February 2016. The Company entered into an Ancillary Services Procurement Agreement with the National Grid Corporation of the Philippines (NGCP), which was recently approved by the ERC. PB 103 is currently located in a Cebu, and has not started commercial operations yet.

In 2018, PB 101 and 102 produced 11 GWh of electricity.

Electricity Supply Business

Aside from contracting its own capacities as well as purchasing power from other suppliers, the Company also engages in electricity trading, which revolves around buying electricity from and selling electricity to the WESM.

The Company has been buying from the WESM to supply all or a portion of its customers' electricity supply requirements. When prices are lower at the WESM than its own cost of generation, the Company purchases power from the spot market and sells it to its customer at an agreed price stipulated in their bilateral contracts. On the other hand, if WESM prices are higher than own plants' cost of generation, and it has excess generating capacity, it sells power to the WESM.

Trading revenues have been a source of revenue for the Company since 2008. The Company's management believes that the electricity supply business will continue to represent a major portion of the Company's revenues for the foreseeable future. The Company's management believes that its ownership of its generation plants and electricity supply agreements assures the Company of a reasonable off take volume and price, and presents the Company with opportunities to realize gains from electricity trading and bilateral contracts.

Future Projects

Solar Energy

PHINMA Energy continued to develop both grid-connected and off-grid solar projects last year. In 2018, the company completed technical and feasibility studies and received necessary permits for a 45 MW solar service contract in Padre Garcia, Batangas. Aside from this, pre-development activities such as yield assessment, environmental impact study and system impact study are underway and are expected to be completed within the year for the 45 MW solar service contract in Bugallon, Pangasinan.

Wind Energy

PHINMA R.E. is currently in advanced stages of development of another 40 MW wind farm in Guimaras and is also in the early stages of development of a 150 MW wind farm in Cagayan. The Company also plans to begin initial assessment this year on three more wind service contracts around the country with a combined total capacity of 140 MW.

Distribution of Product

Electricity sales have been sold at the ERC approved rates for electric cooperatives and distribution utilities and at negotiated, market-determined prices for bilateral contracts. The WESM is another default market where electricity purchases are settled based on market or spot rates. Delivery of the product are coursed through transmission lines currently owned by NGCP and to a certain extent, the electric cooperatives and distribution utilities in exchange for payment of distribution wheeling charges. However, any "delivery" to a customer is in reality, electricity generated and delivered to the Grid by the Company which is indistinguishable from the electricity generated by other generators.

Competition

PHINMA Energy's GPP, PPGC, CIPP and OSPGC compete with other power generating companies in supplying power to the Company's customers. With the full implementation of the Electric Power Industry Reform Act (EPIRA) and its purpose of establishing a transparent and efficient electricity market via more competition, a substantial number of the Company's customers may choose to buy power from third party suppliers. In addition, the implementation of open access could have a material adverse impact to the Company's results of operations and financial condition.

The move towards a more competitive environment, as set forth by EPIRA, could result in the emergence of new and numerous competitors. There will be some competitors that may have a competitive advantage over the Company due to greater financial resources, more extensive operational experience, and

thus be more successful than the Company in acquiring existing power generation facilities or in obtaining financing for and the construction of new power generation facilities.

The power generation facilities of PPGC, CIPP and OSPGC operate on diesel and bunker fuel. While these are more reliable than hydroelectric plants, their high cost of electricity production render these less competitive to baseload plants such as coal, geothermal and natural gas facilities of its competitors. In addition, R.A. 10963 or the TRAIN Law increased the excise tax rates of lubricating oil, diesel fuel and bunker fuel oil, among others, that are used for the power plants, may have material impact to the operations of the Company.

To manage this, the Company and its power generating units constantly monitor the trends in the global oil market. It increases fuel inventory when prices are forecasted to increase to mitigate and manage cost. The Company is also looking into other projects that can reduce cost of inputs and produce electricity in a more competitive manner. For these projects, the Company has maintained healthy liquidity and credit ratios.

Dependence on Suppliers

Disruptions in the supply of fuel could result to substantial reduction in production or increased operating cost and may have adverse effects on the Company's financial performance and financial position. Any delay in fuel deliveries or disruptions in fuel supply may also result in unplanned plant shutdowns. In 2018, the Company purchased Bunker C fuel for its power generation business from reliable suppliers SL Harbor Bulk Terminal Corporation and PTT Philippines Corporation to limit its dependence on a single supplier.

To avoid disruptions in fuel supply, long term contracts with the fuel suppliers were executed. In case of temporary fuel shortage along the supply chain, the oil companies will prioritize deliveries to the Company's plants.

In the event of *force majeure* events, however, everyone including the Company will be adversely affected. To mitigate this risk, the Company executes long term fuel supply contracts, and maintains safe and strategic inventory levels of fuel to ensure continuous electricity production. Furthermore, if any of the major suppliers fails to deliver, the Company may buy fuel from other vendors. With the establishment of good relationships with other fuel suppliers, PHINMA Energy can also obtain competitive alternative sources and arrange for the timely delivery of fuel.

Dependence on Customer

Existing off-take agreements assure a certain level of demand from the Company's customers. PHINMA Energy has a long-term ESA with Holcim and Republic where PHINMA Energy guarantees to cover all of electricity requirements of their respective cement plants. With other customers, DPSI, PEZA, and new customers contracted in 2018, PHINMA Energy is not dependent on any single customer for the viability of the electricity business.

Related Party Transactions

PHINMA Energy contracts with its related parties as disclosed in the Consolidated Financial Statements. The Parent Company and its subsidiaries PPGC, CIPP and PHINMA R.E. have management contracts with ultimate parent Philippine Investment-Management (PHINMA), Inc. PHINMA Energy also maintains contracts with PPGC, CIPP, and OSPGC where PHINMA Energy manages, administers and sells the output generated by the PPGC, CIPP and OSPGC plants to customers, in exchange for a capacity and generation-based fees.

Research and Development

The Company incurs minimal amounts for research and development activities which do not represent a significant percentage of revenues.

Dependence on Environmental Factors

PHINMA R.E.'s 54 MW San Lorenzo Wind Farm Project (SLWF) depends significantly on the available wind resources in order to generate power. Wind resources will vary from year to year, season to season, by the day and by the minute. The SLWF utilizes a forecasting software to predict day ahead generation. Annual energy generation estimates on the other hand are based on historical data as well as prevailing weather conditions, among others. However, weather factors can change rapidly which could lead to variations in the actual electricity produced.

Also, the price of electricity in the spot market is dependent on such weather factors as the availability of water for hydro power plants, which tends to increase supply of electricity and heat, which tends to increase demand for airconditioning and electricity.

Petroleum Exploration

PHINMA Energy, by itself and through its subsidiary, PHINMA Petroleum and Geothermal, Inc., is a minority investor in various consortia engaged in petroleum exploration, development and production.

Petroleum exploration involves the search for commercially exploitable subsurface deposits of oil and gas through geological, geophysical and drilling techniques. A petroleum discovery is made when significant amounts of oil and/or gas are encountered in a well and are flowed to the surface. Following a discovery, additional wells (appraisal or delineation wells) are drilled to determine whether the petroleum accumulation could be economically extracted or not. If the results are positive, the oil or gas field is developed by drilling production wells, and installing the necessary production facilities such as wellheads, platforms, separators, storage tanks, pipelines and others.

The Company applies for or acquires interest in selected petroleum service contracts covering areas usually in the exploration phase. Due to the high risk and capital intensive nature of the business, the Company normally participates in several consortia and takes significant but minority interest. Subject to results of technical and risk-economic studies prior to exploratory drilling, the Company may farm out or dilute its interest in exchange for financial consideration and/or non-payment of its pro-rata share of exploration drilling costs. If a petroleum discovery is made, the Company will fund its share of appraisal drilling and economic studies. Upon delineation of a commercial discovery, financing for up to seventy percent (70%) of field development costs is available in the international market.

As projects are mostly in the exploratory stage, the Company derives insignificant or no revenues from petroleum production. At this time, the Company believes it has sufficient petroleum projects on hand given its resources and risk tolerance.

Product and Distribution

The principal products of petroleum production are crude oil and natural gas. Crude oil is usually sold at market price in its natural state at the wellhead after removal of water and sediments, if any. Depending on the location of the oil field, the oil produced may be transported via offshore tankers and/or pipeline to the refinery. Natural gas may be flared, reinjected to the reservoir for pressure maintenance, or sold, depending on the volume of reserves and other considerations. Natural gas is commonly transported by pipeline. However, if the deposit is very large and the market is overseas, the gas may be liquefied into liquefied natural gas (LNG) and transported using specialized tankers.

Competition

While competition for market of petroleum does not have a significant bearing in the operations of the Company, PHINMA Energy's competitors compete on two fronts, namely: 1) petroleum acreage and 2) investment capital.

DOE awards petroleum contracts to technically and financially capable companies on a competitive bidding basis. Thus, the Company competes with foreign firms and local exploration companies such as PNOG Exploration Corporation, The Philodrill Corporation, Oriental Petroleum and Minerals Corporation, and Petroenergy Resources Corporation for acquisition of prospective blocks. While there is competition in

the acquisition of exploration rights, the huge financial commitments associated therewith also provide opportunities for partnership, especially between local and foreign companies. Under a service contract, a substantial financial incentive is given to consortia with at least fifteen percent (15%) aggregate Filipino equity. Thus, many foreign firms invite local exploration companies to join their venture to take advantage of said benefit and vice versa.

PHINMA Energy and other listed companies also compete for risk capital in the securities market. This may be in the form of initial public offerings, rights offerings, upward change in capitalization and other vehicles. These domestic companies may also seek full or partial funding of projects from foreign companies through farm-out of interest (dilution of equity in exchange for payment of certain financial obligations).

PHINMA Energy is a recognized player in the local petroleum industry. The Company is comparatively financially robust and has low level of debt. The technical expertise of its staff is recognized by its foreign partners and the DOE. In view of these strengths, PHINMA Energy remains a significant competitor in the local exploration and production industry.

Regulatory Framework

The Company's petroleum and mineral exploration business is subject to the following laws, rules and regulations:

P.D. 87, as amended, or The Oil Exploration and Development Act of 1972

P.D. 87, as amended, declares that the policy of the State is to hasten the discovery and production of indigenous petroleum through utilization of government and/or private resources, local and foreign, under arrangements calculated to yield maximum benefit to the Filipino people and revenues to the Philippine government and to assure just returns to participating private enterprises, particularly those that will provide services, financing, and technology and fully assume all exploration risks. The government may undertake petroleum exploration and production or may indirectly undertake the same through Service Contracts. Under a service contract, service and technology are furnished by a contractor for which it would be entitled to a service fee of up to 40% of net production proceeds. Where the Government is unable to finance petroleum exploration or in order to induce the contractor to exert maximum efforts to discover and produce petroleum, the service contract would stipulate that, if the contractor furnishes service, technology and financing, the proceeds of the sale of the petroleum produced under the service contract would be the source of payment of the service fee and the operating expenses due the contractor. Operating expenses are deductible up to seventy percent (70%) of gross production proceeds. If, in any year, the operating expenses exceed seventy percent (70%) of gross proceeds from production, the unrecovered expenses may be recovered from the operations of succeeding years. Intangible exploration costs may be reimbursed in full, while tangible exploration costs (such as capital expenditures and other recoverable capital assets) are to be depreciated for a period of five (5) or ten (10) years. Any interest or other consideration paid for any financing approved by the Government for petroleum development and production would be reimbursed to the extent of 2/3 of the amount, except interest on loans or indebtedness incurred to finance petroleum exploration.

Aside from reimbursing its operating expenses, a contractor with at least fifteen percent (15%) Filipino participation is allowed to recover a Filipino participation incentive allowance equivalent to a maximum of 7.5% of the gross proceeds from the crude oil produced in the contract area. Incentives to service contractors include (i) exemption from all taxes except income tax which is paid out of Government's share, (ii) exemption from all taxes and duties on importation of machinery, equipment, spare parts and materials for petroleum operations, (iii) repatriation of investments and profits and (iv) free market determination of crude oil prices. Finally, a subcontractor is subject to special income tax rate of eight percent (8%) of gross Philippine income while foreign employees of the service contractor and the subcontractor are subject to a special tax rate of fifteen percent (15%) on their Philippine income.

A service contract has a maximum exploration period of ten (10) years and a maximum development and production period of forty (40) years. Signature bonus, discovery bonus, production bonus, development allowance and training allowance are payable to the Government. Other pertinent laws and issuances include P.D. 1857, a law amending certain sections of P.D. 87, as amended, offering improved fiscal and contractual terms to service contractors with special reference to deepwater oil exploration; DOE Circular No. 2009-04-

0004, a circular that establishes the procedures for the Philippine Contracting Rounds; DOE Circular No. 2003-05-006, a circular that provides the guidelines to the financial and technical capabilities of a viable petroleum exploration and production company; Executive Order No. 66 issued in 2002 which designated the DOE as the lead government agency in developing the natural gas industry; and DOE Circular 2002-08-005, a circular setting the interim rules and regulations governing the transmission, distribution and supply of natural gas.

Under P.D. 87, as amended, every service contractor that produces petroleum is authorized to dispose of same either domestically or internationally, subject to supplying the domestic requirements of the country on a pro-rata basis. There is a ready market for oil produced locally inasmuch as imported oil which comprised about thirty-four percent (34%) of the Philippines' primary energy mix in year 2010. Heavy dependence on foreign oil supply is not expected to change significantly over the next ten (10) years. On a case to case basis, the Government has allowed the export of locally produced crude oil in the past. The domestic natural gas industry is at the nascent stage, with supply coming from a single offshore field. Domestic gas production accounted for about seven percent (7%) of the country's primary energy mix in year 2010. The Government is actively promoting the use of natural gas for power, industry, commercial and transport applications, owing to environmental considerations and the need to diversify energy supply.

R.A. 8371 or The Indigenous Peoples' Rights Act of 1997

R.A. 8371 or "The Indigenous Peoples' Rights Act of 1997" requires the free and prior informed consent of IPs who will be affected by any resource exploration. Under the IPRA, IPs is granted certain preferential rights to their ancestral domains and all resources found therein. Ancestral domains are defined as areas generally belonging to IPs, subject to property rights within ancestral domains already existing or vested upon the effectivity of the IPRA, comprising lands, inland waters, coastal areas, and natural resources, held under a claim of ownership, occupied or possessed by IPs by themselves or through their ancestors, communally or individually, since time immemorial, continuously to the present, except when interrupted by war, force majeure or displacement by force, deceit, stealth, or as a consequence of government projects or any voluntary dealings entered into by the Government and private persons, and which are necessary to ensure their economic, social and cultural welfare.

Under the IPRA, no concession, license, lease or agreement shall be issued by any government agency without the certification precondition ("CP") from the National Commission on Indigenous People. The CP states that the free, prior and informed consent ("FPIC") has been obtained from the concerned IPs. For areas not occupied by IPs, a certificate of non-overlap is issued instead by the NCIP. For areas occupied by IPs, the applicant and representatives from the NCIP will conduct consultations and consensus-building to obtain the consent of IPs. The FPIC is manifested through a memorandum of agreement with IPs, traditionally represented by their elders. The CP is then issued by the NCIP stating that the FPIC has been obtained from the IPs concerned.

The Company may operate in certain areas which are covered by ancestral domains of IPs. No resource extraction is allowed in such areas without first negotiating an agreement with IPs who will be affected by operations.

R. A. 8749 or The Philippine Clean Air Act of 1999

R.A. 8749 or the Philippine Clean Air Act of 1999 is a comprehensive air quality management program which aims to achieve and maintain healthy air for all Filipinos. Under this, the DENR is mandated to formulate a national program on how to prevent, manage, control and reverse air pollution using regulatory and market-based instruments, and set-up a mechanism for the proper identification and indemnification of victims of any damage or injury resulting from the adverse environmental impact of any project, activity or undertaking. To implement this law, the Government is promoting energy security thru a policy of energy independence, sustainability and efficiency. These involve:

- (1) increasing oil and gas exploration;
- (2) strengthening of the PNOG to spearhead the development of indigenous energy resources and building global partnerships and collaborative undertakings;

- (3) pursuing the development of renewable energy such as geothermal, wind, solar, hydropower and biomass, and the vigorous utilization of the cleaner development mechanism and the emerging carbon market;
- (4) expansion in the use of natural gas; and
- (5) adoption of energy efficiency promotion strategies.

In support of this legislation, PHINMA Energy is participating in the oil and gas exploration and development of renewable energy sources. This is evident in the oil and gas exploration, and wind power projects of PHINMA Energy and its subsidiaries.

The Philippine Environmental Impact Statement System

Projects relating to petroleum and mineral exploration and production are required to comply with the Philippine EIS System. The Environmental Impact Statement (EIS) System was established by virtue of P.D. 1586 issued by former President Ferdinand E. Marcos in 1978. The EIS System requires all government agencies, government-owned or controlled corporations and private companies to prepare an Environmental Impact Assessment (EIA) for any project or activity that affects the quality of the environment. An EIA is a process that involves evaluating and predicting the likely impacts of a project (including cumulative impacts) on the environment and includes designing appropriate preventive, mitigating and enhancement measures to protect the environment and the community's welfare. An entity that complies with the EIS System is issued an Environmental Compliance Certificate (ECC), which is a document certifying that, based on the representations of the project proponent, the proposed project or undertaking will not cause significant negative environmental impacts and that the project proponent has complied with all the requirements of the EIS System.

To strengthen the implementation of the EIS System, Administrative Order No. ("AO") 42 was issued by the Office of the President of the Philippines in 2002. It provided for the streamlining of the ECC application processing and approval procedures. Pursuant to AO 42, the DENR promulgated DENR AO 2003-30, also known as the Implementing Rules and Regulations for the Philippine EIS System ("IRR"), in 2003.

Under the IRR, in general, only projects that pose potential significant impact to the environment would be required to secure ECCs. In determining the scope of the EIS System, two factors are considered, namely: (i) the nature of the project and its potential to cause significant negative environmental impacts, and (ii) the sensitivity or vulnerability of environmental resources in the project area.

Specifically, the criteria used for determining projects to be covered by the EIS System are as follows:

- a. Characteristics of the project or undertaking
 - i. size of the project;
 - ii. cumulative nature of impacts compared to other projects;
 - iii. use of natural resources;
 - iv. generation of wastes and environment-related nuisance; and
 - v. environment-related hazards and risk of accidents.
- b. Location of the project
 - i. vulnerability of the project area to disturbances due to its ecological importance, endangered or protected status;

- ii. conformity of the proposed project to existing land use, based on approved zoning or on national laws and regulations; and
 - iii. relative abundance, quality and regenerative capacity of natural resources in the area, including the impact absorptive capacity of the environment.
- c. Nature of the potential impact -
- i. geographic extent of the impact and size of affected population;
 - ii. magnitude and complexity of the impact; and
 - iii. likelihood, duration, frequency, and reversibility of the impact.

The ECC of a project not implemented within five (5) years from its date of issuance is deemed expired. The proponent must apply for a new ECC if it intends to pursue the project. The reckoning date of project implementation is the date of ground-breaking, based on the proponent's work plan as submitted to the EMB.

Petroleum service contractors are mandated to comply with all environmental laws and rules and regulations in all phases of exploration and production operations. ECCs or certificates of non-coverage, if applicable, are obtained from the Environmental Management Bureau of the DENR in coordination with the DOE.

The exploration, production and sale of oil and mineral deposits and power generation are subject to extensive national and local laws and regulations. The Company and its subsidiaries may incur substantial expenditures to comply with these laws and regulations, which may include permitting costs, adoption and implementation of anti-pollution equipment, methods and procedures, and payment of taxes and royalties.

Under these laws, the Company could be subject to claims for personal injury or property damages, including damages to natural resources, which may result from the impact of the Company's operations. Failure to comply with these laws may also result in the suspension or termination of the Company's operations and subject it to administrative, civil and criminal penalties. Moreover, these laws could be modified or reinterpreted in ways that substantially increase the Company's costs of compliance. Any such liabilities, penalties, suspensions, terminations or regulatory changes could have a material adverse effect on the Company's financial condition and results of operations.

PHINMA Energy's power supply and generation business is subject to the following laws, rules and regulations:

R.A. 9136 or The Electric Power Industry Reform Act of 2001 (EPIRA)

The power generation business of PHINMA Energy is governed by R.A. 9136 or the Electric Power Industry Reform Act of 2001. The enactment of the EPIRA has been a significant event in the Philippine energy industry. The EPIRA has three main objectives, namely: (i) to promote the utilization of indigenous, new and renewable energy resources in power generation, (ii) to cut the high cost of electric power in the Philippines, bring down electricity rates and improve delivery of power supply and (iii) to encourage private and foreign investment in the energy industry. The EPIRA triggered the implementation of a series of reforms in the Philippine power industry. The two major (2) reforms are the restructuring of the electricity supply industry and the privatization of the National Power Corporation (NPC). The restructuring of the electricity industry calls for the separation of the different components of the power sector namely, generation, transmission, distribution and supply. On the other hand, the privatization of the NPC involves the sale of the state-owned power firm's generation and transmission assets (e.g., power plants and transmission facilities) to private investors. These two (2) reforms are aimed at encouraging greater competition and at attracting more private-sector investments in the power industry. A more competitive power industry will, in turn, result in lower power rates and a more efficient delivery of electricity supply to end-users.

Power generation is not considered a public utility operation under the EPIRA. Thus, a franchise is not needed to engage in the business of power generation. Nonetheless, no person or entity may engage in the

generation of electricity unless such person or entity has complied with the standards, requirements and other terms and conditions set by the ERC and has received a Certificate of Compliance (COC) from the ERC to operate the generation facilities. A COC is valid for a period of five (5) years from the date of issuance. In addition to the COC requirement, a generation company must comply with technical, financial and environmental standards. A generation company must ensure that all of its facilities connected to the Grid meet the technical design and operational criteria of the Philippine Grid Code and the Philippine Distribution Code promulgated by the ERC. The ERC has also issued the “Guidelines for the Financial Standards of Generation Companies,” which set the minimum financial capability standards for generation companies. Under the guidelines, a generation company is required to meet a minimum annual interest cover ratio or debt service coverage ratio of 1.5x throughout the period covered by its COC. For COC applications and renewals, the guidelines require the submission to the ERC of, among other things, comparative audited financial statements, a schedule of liabilities, and a five-year financial plan. For the duration of the COC, the guidelines also require a generation company to submit to the ERC audited financial statements and forecast financial statements for the next two (2) fiscal years, among other documents. The failure by a generation company to submit the requirements prescribed by the guidelines may be a ground for the imposition of fines and penalties. The power plants of PHINMA Energy and its subsidiaries are required under the EPIRA to obtain a COC from the ERC for their generation facilities. They are also required to comply with technical, financial, and environmental standards provided in existing laws and regulations in their operations.

Restructuring of the Electricity Industry

One of the major reforms under the EPIRA involves the restructuring of the electricity supply industry, which calls for the separation of the different components of the electric power industry namely, generation, transmission, distribution and supply.

Under the EPIRA, power generation and supply (which are not considered public utility operations) are deregulated but power distribution and transmission continue to be regulated (as common electricity carrier business) by the ERC which replaced the Energy Regulatory Board.

To promote true competition and prevent monopolistic practices, the EPIRA provides for explicit caps or limits on the volume of electricity that a distribution utility can buy from an affiliated company that is engaged in power generation. Likewise, the law also provides that "no company or related group can own, operate or control more than 30% of the installed capacity of a grid and/or twenty-five percent (25%) of the national installed generating capacity".

Energy Regulatory Commission (ERC)

The ERC is an independent, quasi-judicial regulatory body tasked to promote competition in the power industry, encourage market development and ensure customer choice. Compared to its predecessor, the ERC has broader powers to prevent and penalize anti-competitive practices.

The ERC is the government agency in-charge of the regulation of the electric power industry in the Philippines. The ERC was created by virtue of Section 38 of the EPIRA to replace the Energy Regulatory Board (ERB). Its mission is to promote and protect long-term consumer interests in terms of quality, reliability, and reasonable pricing of a sustainable supply of electricity.

The relevant powers and functions of the ERC are as follows:

1. Promote competition, encourage market development, ensure customer choice and penalize abuse of market power in the electricity industry. To carry out this undertaking, ERC shall, promulgate necessary rules and regulations, including Competition Rules, and impose fines or penalties for any non-compliance with or breach of the EPIRA, the Implementing Rules and Regulations of the EPIRA, and other rules and regulation which it promulgates or administers as well as other laws it is tasked to implement/enforce.

2. Determine, fix and approve, after due notice and hearing, Transmission and Distribution Wheeling Charges, and Retail Rates through an ERC established and enforced rate setting methodology that will promote efficiency and non-discrimination.

3. Approve applications for, issue, grant, revoke, review and modify Certificate of Public Convenience and Necessity (CPCN), Certificate of Compliance (COC), as well as licenses and/or permits of electric industry participants.

4. Promulgate and enforce a national Grid Code and a Distribution Code that shall include performance standards and the minimum financial capability standards and other terms and conditions for access to and use of the transmission and distribution facilities.

5. Enforce the rules and regulations governing the operations of the Wholesale Electricity Spot Market (WESM) and the activities of the WESM operator and other WESM participants, for the purpose of ensuring greater supply and rational pricing of electricity.

6. Ensure that NPC and distribution utilities functionally and structurally unbundle their respective business activities and rates; determine the level of cross subsidies in the existing retail rates until the same is removed and thereafter, ensure that the charges of TransCo or any distribution utility bear no cross subsidies between grids, within grids, or between classes of customers, except as provided by law.

7. Set a Lifeline Rate for the Marginalized End-Users.

8. Promulgate rules and regulations prescribing the qualifications of Suppliers which shall include, among other things, their technical and financial capability and credit worthiness.

9. Determine the electricity End-users comprising the Contestable and Captive Markets.

10. Verify the reasonable amounts and determine the manner and duration for the full recovery of stranded debts and stranded contract costs of NPC and the distribution utilities.

11. Handle consumer complaints and ensure promotion of consumer interests.

12. Act on applications for cost recovery and return on Demand-Side Management (DSM) projects.

13. Fix user fees to be charged by TransCo for ancillary services to all electric power industry participants or self-generating entities connected to the Grid.

14. Review power purchase contracts between Independent Power Producers (IPP) and NPC, including the distribution utilities.

15. Monitor and take measures to discourage/penalize abuse of market power, cartelization and any anti-competitive or discriminatory behavior by any electric power industry participant.

16. Review and approve the terms and conditions of service of the TransCo or any distribution utility and any changes therein.

17. Determine, fix and approve a universal charge to be imposed on all electricity end-users.

18. Test, calibrate and seal electric watt-hour meters.

19. Implement pertinent provisions of R.A. No. 7832 or the Anti-Pilferage of Electricity Law.

20. Fix and regulate the rate schedule or prices of piped gas to be charged by duly the ERC is headed by a Chairperson together with four Commissioners.

Privatization of National Power Corporation (NPC) and creation of Power Sector Assets and Liabilities Management Corporation (PSALM)

Another major reform under the EPIRA is the privatization of the NPC which involves the sale of the state-owned power firm's generation and transmission assets (e.g., power plants and transmission facilities) to private investors. Government-owned NPC had been solely responsible for the total electrification of the country since 1936.

Under the EPIRA, the NPC generation and transmission facilities, real estate properties and other disposable assets, as well as its power supply contracts with IPPs were privatized. Two weeks after the EPIRA was signed into law, the PSALM, a government-owned and controlled corporation, was formed to help NPC sell its assets to private companies. The exact manner and mode by which these assets would be sold would be determined by the PSALM. The PSALM was tasked to manage the orderly sale, disposition and privatization of the NPC, with the objective of liquidating all of the NPC's financial obligations and stranded contract costs in an optimal manner.

Birth of the National Grid Corporation of the Philippines (NGCP)

Another entity created by the EPIRA was the National Transmission Corporation (TransCo), which would assume all of the electricity transmission functions of the NPC. In December 2007, TransCo was privatized through a management concession agreement. The management and operation of TransCo's nationwide power transmission system was turned over to a consortium called NGCP composed of Monte Oro Grid Resources Corporation, Calaca High Power Corporation and the State Grid Corporation of Hong Kong Ltd. The approved franchise of NGCP was for fifty (50) years.

Thus, with the creation of the PSALM and NGCP to which the assets and debts of the NPC were transferred, the NPC was left with only the operation of Small Power Utilities Group or SPUG – a functional unit of the NPC created to pursue missionary electrification function.

Retail Competition and Open Access (RCOA)

The EPIRA mandates the implementation of open access to distribution network so that the benefits of competition in the generation/supply sector could reach qualified consumers. The implementation of the retail competition and open access paved the way to the creation of the new segment in the power industry which is the Retail Electricity Suppliers (RES).

Retail competition and open access allows contestable customers (*i.e.*, industries, commercial establishments and residential users) to choose their respective retail electricity supplier which could offer the most reasonable cost and provide the most efficient service.

With the purpose of ensuring quality, reliable and affordable electricity under a regime of free and fair competition, the DOE and the ERC issued the following circulars and resolutions to promote customer choice and foster competition in the electricity supply sector:

- a) **DOE Circular No. DC2015-06-0010, series of 2010** - *Providing Policies to Facilitate the Full Implementation of Retail Competition and Open Access (RCOA) in the Philippine Electric Power Industry* (“DOE Circular”);
- b) **ERC Resolution No. 05, Series of 2016** - *A Resolution Adopting the 2016 Rules Governing the Issuance of Licenses to Retail Electricity Suppliers (RES) and Prescribing the Requirements and Conditions Therefor* (“ERC Resolution No. 5”);
- c) **ERC Resolution No. 10, Series of 2016** - *A Resolution Adopting the Revised Rules for Contestability* (“ERC Resolution No. 10”);
- d) **ERC Resolution No. 11, Series of 2016** - *A Resolution Imposing Restrictions on the Operations of Distribution Utilities and Retail Electricity Suppliers in the Competitive Retail Electricity Market* (“ERC Resolution No. 11”);
- e) **ERC Resolution No. 28, Series of 2016** - *Revised Timeframe for Mandatory Contestability, Amending Resolution No. 10, Series of 2016 entitled Revised Rules for Contestability* (“ERC Resolution No. 28”);

The above resolutions/circulars required electricity end-users with an average monthly peak demand of at least one megawatt (1 MW) to secure retail supply contracts with licensed retail electricity suppliers on or before 26 February 2017 while electricity end-users with an average monthly peak demand of at least 750 kilowatts (kW) were required to secure retail supply contracts by 26 June 2017.

The above circulars and resolutions were subject of court cases, where several parties sought the courts intervention to enjoin the implementation of the circulars and resolutions. The implementation of the above circulars and resolutions are presently subject of a Temporary Restraining Order (TRO) issued by the Supreme Court in the case docketed as G.R. No. 228588, entitled *Philippine Chamber of Commerce and Industry, San Beda College Alabang, Ateneo De Manila University and Riverbanks Development Corporation vs. Department of Energy, Hon. Alfonso G. Cusi in his official capacity as Secretary of the Department of Energy, The Energy Regulatory Commission and Jose Vicente B. Salazar in his official capacity as Chairman of the Energy Regulatory Commission and hon. Alfredo J. Non, Hon. Gloria Victoria C. Yap-Taruc, Hon.*

Josefina Patricia M. Asirit and Hon. Geronimo D. Sta. Ana, in their official capacity as incumbent Commissioners of the Energy Regulatory Commission.

Notwithstanding the TRO issued by the Supreme Court, electricity end-users with average peak demands of 1 MW and 750 kW may still choose their retail electricity supplier on a voluntary basis.

Wholesale Electricity Spot Market (WESM)

The EPIRA provided for the creation of the WESM, a trading platform where electricity generated by power producers are centrally coordinated and traded like any other commodity in a market of goods. The objective is to provide a venue for free and fair trade of, and investment in, the electricity market for and by generators, distributors and suppliers. The WESM is implemented by a market operator, an autonomous group constituted by the DOE with equitable representation from electric power industry participants.

The DOE formulated the WESM rules, which provide for the procedures for (i) establishing the merit order dispatch instruction for each time period, (ii) determining the market-clearing price for each time period, (iii) administering the market and (iv) prescribing guidelines for market operation in system emergencies.

The WESM provides a venue whereby generators may sell power, and at the same time suppliers and wholesale consumers can purchase electricity where no bilateral contract exists between the two.

On 18 November 2003, the DOE established the Philippine Electricity Market Corporation (PEMC) as a non-stock, non-profit corporation. PEMC’s membership is comprised of an equitable representation of electricity industry participants and chaired by the DOE Secretary. Its purpose is to act as the autonomous market group operator and the governing arm of the WESM. It also undertook the preparatory work for the establishment of the WESM.

On 26 September 2018, the Independent Electricity Market Operator of the Philippines (IEMOP) formally took over the WESM from the PEMC. The takeover was in compliance with the EPIRA for the WESM to be run by an independent operator. IEMOP is a nonstock, nonprofit corporation governed by a professional board of directors composed of individuals not affiliated with any of the electric companies that transact in the WESM. The following are the functions of IEMOP, among others:

- (a) Facilitate the registration and participation of generating companies, distribution utilities, directly connected customers or bulk users, suppliers and contestable customers in the WESM;
- (b) Determine the hourly schedules of generating units that will supply electricity to the grid, as well as the corresponding spot-market prices of electricity via its Market Management System;
- (c) Manage the metering, billing, settlement and collection of spot trading amounts.

Under the policy and regulatory oversight of the DOE and the ERC, PEMC remains to be the governing body for the WESM to monitor compliance by the market participants of the WESM Rules.

Considering the challenges posed by climate change to the global economy, the development of renewable energy has gained prominence in recent years. A National Renewable Energy Program (NREP) was released in 2010 following the passage of the Renewable Energy Act in 2008. The NREP aimed to triple the installed capacity of renewable energy from 5,439 MW in 2010 to 15,304 MW by 2030[1]. It targeted to add over 7,000 MW of new capacity by 2020. As of end 2018 however, only 1,788 MW of new RE capacity has been installed, bringing the total to 7,227 MW[2].

Measurable Targets for the Renewable Energy Sector, Philippine Energy Plan, 2017-2040

TECHNOLOGY	Installed Capacity (as of 2010)	Target Capacity Addition (2011-2020)	Installed Capacity as of 31 December 2018
Geothermal	1,966.00	1,320.00	1,944.00

Hydro	3,400.00	3,502.30	3,701.00
Biomass	39	276.70	258.00
Wind	33	1,903.00	427.00
Solar	1	274.00	896.00
Ocean	-	35.50	-
TOTAL	5,439.00	7,311.50	7,227.00

[1] Philippine Energy Plan 2017-2040, Volume 2, page 9. <<https://www.doe.gov.ph/pep>>

[2] Summary of Installed Capacity, Dependable Capacity, Power Generation and Consumption

The Renewable Energy Act of 2008

On 16 December 2008, then President Gloria Macapagal-Arroyo signed into law Republic Act No. 9513, also known as the Renewable Energy Act of 2008 (the RE Law). The RE Law then took effect on 31 January 2009. It aims to accelerate the development and exploration of renewable energy resources in the country such as wind, hydro and geothermal energy sources to achieve energy self-reliance and independence. It also aims to increase the utilization of renewable energy by institutionalizing the development of national and local capabilities in the use of renewable energy systems, and promoting its efficient and cost-effective commercial application by providing fiscal and non-fiscal incentives.

With this act, it is envisioned that the country will aggressively develop resources such as solar, biomass, geothermal, hydropower, wind and ocean energy technologies. The said law is also expected to mitigate the global problem of climate change.

Specifically, the law provides prospective proponents in renewable energy with the following benefits and advantages:

1. Market

- a. Renewable portfolio market – all registered suppliers of electricity will have to source a certain percentage of their supply from eligible renewable energy sources
- b. Renewable energy market – refers to the market (to be incorporated in the WESM) where the trading of renewable energy certificates to an amount generated from renewable energy resources is made;
- c. Green option – provides end-users with the option to choose renewable energy resources as their sources of energy; also allows end-users to directly contract from renewable energy facilities their energy requirements distributed through their utilities; and
- d. Net metering for renewable energy – allows a user of renewable energy technology (e.g., solar) to sell back to a utility at the latter's retail price any excess in generation from the house electricity consumption.

2. Pricing mechanism through a Feed-in Tariff (FIT) system

- a. Allows a fixed price of electricity from renewable energy sources for twelve (12) years, to be determined by the ERC in consultation with the National Renewable Energy Board (NREB) within one year upon the effectivity of the law and priority purchase, transmission, and payment from the national grid; and
- b. Mandated for electricity produced from wind, solar, ocean, run-of-river hydropower, and biomass.

3. Access to the grid through transmission and distribution system development

- a) Requires the Transmission Corporation and distribution utilities (DUs) to include required connection facilities for renewable energy-based projects in the Transmission and Distribution Plans subject to the approval of the DOE; and

- b) Connection facilities of renewable energy plants, including the extension of transmission and distribution lines, shall be subject only to ancillary services covering such connections.

The DOE is the lead government agency tasked to implement the provisions of the RE Law. The Implementing Rules and Regulations of the RE Law were released in May 2009 and presented the guidelines on the implementation of the various fiscal and non-fiscal incentives provided by the law, which include the following:

- a. Renewable Portfolio Standards (RPS)

On 22 December 2017, Department of Energy (DOE) signed the landmark Department Circular No. 2017-12-0015 promulgating the “Rules and Guidelines Governing the Establishment of the Renewable Portfolio Standards RPS for On-Grid Areas” or the “RPS On-Grid Rules.”

The RPS On-Grid Rules mandates all electric power industry participants, including distribution utilities for their captive customers, suppliers of electricity for contestable market, generating companies to the extent of their actual supply to their directly connected customers, to source or produce a specified portion of their electricity requirements from eligible renewable energy resources including biomass, geothermal, solar, hydro, ocean, and wind. The RPS On-Grid Rules establishes a minimum annual RPS requirement and minimum annual incremental percentage of electricity sold by each mandated participant which shall, in no case, be less than one percent of such mandated participant’s annual energy demand over the next ten (10) years.

- b. Feed-in Tariff (FIT) System

On 27 July 2012, the ERC approved the initial FITs that shall apply to generation from Run-of-River Hydro, Biomass, Wind, and Solar. The said FIT rates are as follows: ₱5.90/kwh for Run-of-River Hydro, ₱6.63/kwh for Biomass, ₱8.53/kwh for Wind and ₱9.68/kwh for Solar. The ERC, however, deferred fixing the FIT for Ocean Thermal Energy Conversion (OTEC) Resource for further study and data gathering. The decision came after a series of public hearings ending in March 2012, on the petition of the NREB for the setting of the FITs.

Under the RE Law, all qualified and registered generating plants with intermittent renewable energy resources shall enjoy the benefit of priority dispatch. Priority purchase, transmission and payment for such electricity is also provided for by the RE Law. Furthermore, all renewable energy generators are ensured of payment for electricity generated via the FIT Scheme for a period of twenty (20) years.

On 17 May 2013, PHINMA Renewable Energy Corporation, formerly Trans-Asia Renewable Energy Corp. received DOE’s Declaration of Commerciality (DOC) for the San Lorenzo Project (the “Project”). The DOC means that the Project will be eligible to avail of the FIT, but only upon successful completion and commissioning of the Project.

On 23 November 2015, the ERC issued a Decision in ERC Case No. 2015-002RM entitled “In the Matter of the Adoption of the Amendments to Resolution No. 10, Series of 2012, entitled “A Resolution Approving the Feed-in-Tariff (FIT) Rates” (FIT Rules), Particularly for WIND FIT Rates, as necessitated by the review and re-adjustment of the WIND FIT since the Installation Target for Wind Technology has already been achieved.”

In the said Decision, the ERC approved a FIT2 in the amount of PhP 7.4000/kWh for the PHINMA RE, Petrowind Energy Inc., and Alternergy Wind One Corporation.

- c. The NGCP and all distribution utilities are mandated to include the required connection facilities for renewable energy-based electricity in their transmission and distribution development plans. They are also required to effect the connection of renewable energy-based power facilities with the grid, upon the approval of the DOE, at the start of their commercial operations. The ERC shall provide the mechanism for the recovery of the cost of these connection facilities.

- d. The RE Law provides for the following fiscal-incentives:

1. Income tax holiday (ITH) for a period of seven (7) years from the start of commercial operation;
2. Exemption from duties on renewable energy machinery, equipment and materials;
3. Special realty tax rates on equipment and machinery;
4. Net operating loss carry over (NOLCO) of the renewable energy developer during the first three (3) years from start of commercial operation shall be carried over for the next seven (7) consecutive taxable years immediately following the year of such loss;
5. Corporate tax rate of 10%;
6. Accelerated depreciation;
7. Zero percent value-added tax on energy sale;
8. Tax exemption of carbon credits; and
9. Tax credit on domestic capital equipment and services related to the installation of equipment and machinery.

National Renewable Energy Board (NREB) and the Renewable Energy Management Bureau (REMB)

For purposes of the promoting the development of renewable energy resources, two new government bodies were created under the R.A 9513 or the Renewable Energy Law – the National Renewable Energy Board (NREB) and the Renewable Energy Management Bureau (REMB).

NREB will serve as the recommending body on renewable energy policies and action plans for implantation by the DOE. As provided under Section 27 of the Renewable Energy Law, the powers and functions of the NREB are as follows:

1. Evaluate and recommend to the DOE the mandated RPS and minimum RE generation capacities in off-grid areas, as it deems appropriate;
2. Recommend specific actions to facilitate the implementation of the National Renewable Energy Program (NREP) to be executed by the DOE and other appropriate agencies of government and to ensure that there will be no overlapping and redundant functions within the national government department and agencies concerned;
3. Monitor and review the implementation of the NREP, including compliance with the RPS and minimum RE generation capacities in off-grid areas;
4. Oversee and monitor the utilization of the Renewable Energy Trust Fund created pursuant to Section 28 of the Renewable Energy Law and administered by the DOE; and
5. Perform such other functions, as may be necessary, to attain the objectives of the Renewable Energy Law.

The NREB shall be composed of a Chairman and one representative from the DOE, Department of Trade and Industry (DTI), Department of Environment and Natural Resources (DENR), National Power Corporation, (NPC), and NGCP, Philippine National Oil Company (PNOC) and Philippine Electricity Market Corporation (PEMC) shall be designated by their respective secretaries to the NREB on a permanent basis. The Board shall also have one representative from the following sectors: (1) renewable energy developers, (2) government financial institutions, (3) private distribution utilities, (4) electric cooperatives, (5) electricity suppliers, and (6) non-government organizations (NGOs), duly endorsed by their respective industry associations and all to be appointed by the President of the Republic of the Philippines.

On the other hand, REMB was created for the purpose of implementing the provisions of the Renewable Energy Law. The REMB shall replace the Energy Utilization Management Bureau under the DOE.

The power and functions of the REMB are as follows:

1. Implement policies, plans and programs related to the accelerated development, transformation, utilization and commercialization of renewable energy resources and technologies;
2. Develop and maintain a centralized, comprehensive and unified data and information base on renewable energy resources to ensure the efficient evaluation, analysis, and dissemination of data and information on renewable energy resources, development, utilization, demand and technology application;
3. Promote the commercialization / application of renewable energy resources including new and

- emerging technologies for efficient and economical transformation, conversion, processing, marketing and distribution to end users;
4. Conduct technical research, socio-economic and environment impact studies of renewable energy projects for the development of sustainable renewable energy systems;
 5. Supervise and monitor activities of government and private companies and entities on renewable energy resources development and utilization to ensure compliance with existing rules, regulations, guidelines and standards;
 6. Provide information, consultation and technical training and advisory services to developers, practitioners and entities involved in renewable energy technology and develop renewable energy technology development strategies; and
 7. Perform other functions that may be necessary for the effective implementation of the Renewable Energy Law and the accelerated development and utilization of renewable energy resources in the country.

Environmental Laws

The Company's power generation operations are subject to extensive, evolving and increasingly stringent safety, health and environmental laws and regulations. These laws and regulations, such as R.A. 8749 or the Clean Air Act and Republic Act 9275 or the Philippine Clean Water Act, address, among other things, air emissions, wastewater discharges, the generation, handling, storage, transportation, treatment and disposal of toxic or hazardous chemicals, materials and waste, workplace conditions and employee exposure to hazardous substances. PHINMA Energy and its subsidiaries have incurred, and expect to continue to incur, operating costs to comply with such laws and regulations. The Company and its subsidiaries spends P3 Million annually for emissions testing. In addition, PHINMA Energy and its subsidiaries have made and expect to make capital expenditures in the amount of P20 Million to upgrade emissions monitoring systems to comply with safety, health and environmental laws and regulations.

Human Capital

As of 16 August 2019, PHINMA Energy has 256 employees: 90 employees are in its Makati office, 22 in CIPP in La Union, 34 for PPGC in Bulacan, 49 for Power Barges, 46 for OSPGC and 15 for PHINMA R.E. in Guimaras. Of the total employees, 22 are managers and officers, 208 are supervisors, and 13 are nonsupervisory employees. The Company has the intention of hiring 13 employees for the ensuing months.

PHINMA Energy has no Collective Bargaining Agreement (CBA) with its employees. No employees went on strike for the past three (3) years nor is the Company aware of any intention of the employees to go on strike.

Aside from compensation, PHINMA Energy's employees are given medical, hospitalization, vacation and sick leave, and personal accident insurance benefits. Also, the Company has a retirement fund which is part of the PHINMA Jumbo Retirement Plan. It is a funded, noncontributory defined benefit pension plan covering all full-time employees of PHINMA and its affiliates. The benefits are based on tenure and remuneration during the years of employment. In addition to this, employees were also given an opportunity to save up for their retirement by way of a Defined Contribution Plan (DCP) which the Company set-up as a supplement to the current Defined Benefit Retirement Plan. The features of the Defined Contribution Plan allowed employees to make financial decisions for their future.

To strengthen the leadership pipeline across the organization, a pool of potential leaders at all levels were engaged in development programs which consist of on the job projects, coaching from peers, and formal training. Seven junior managers, five managers, and three officers participated in a series of trainings to increase their readiness when they assume bigger roles in the future.

Aside from this, PHINMA Energy employees were empowered to pursue their own interests through a program entitled Best Version of You. Regular employees were encouraged to attend courses which support their personal hobbies or interests.

CORPORATE SOCIAL RESPONSIBILITY

PHINMA Energy continues to embark on new strategies to create more sustainable programs to promote inclusive and empowering growth in our partner communities.

Harnessing Energy Literacy for Planet Earth (HELP Earth)

PHINMA Energy has continued to implement programs for energy awareness and empowerment of leaders through its education program. To expand its reach, the Company inked Memoranda of Agreement with the Department of Education Divisions of Bulacan and of Guimaras, essentially adopting all the schools within these two divisions. This also signified joint commitment in developing programs that can harness energy literacy and support science education among students. This agreement led to more partnership opportunities such as training of teachers and support for Science Investigatory Projects. In 2018, PHINMA Energy was also able to support twenty-eight (28) schools for *Brigada Eskwela*. The Company was also able to train 86 public school Science teachers in conducting investigatory projects by upgrading their teaching skills and competencies.

PHINMA Energy has also achieved significant strides in its environment programs. In Bulacan, the Company was able to achieve eighty-five (85%_ survival rate of seedlings at the 50-hectare Bininit Reforestation Area within the Ipo Critical Watershed after streamlining the processes with the Department of Environment and Natural Resources–CENRO Tabang and Bulacan Dumagat Community Association. More than 14,000 seedlings have been planted in the watershed area since its inception in 2016. In Guimaras, the 27-hectare Tanglad Arboretum Project in Sibunag attained a 100% survival rate. PHINMA Energy, together with Barangay Tanglad community maintains around 5,940 trees of at least 50 indigenous species in the area, as part of its biodiversity protection. The Company has also adopted a new reforestation area in Subic, the 50-hectare Cawag Reforestation Program in partnership with Subic Cawag Upland Farmers Association. Around 4,000 coffee seedlings have been planted, and the project recorded a 98% survival rate by end of 2018. Aside from carbon sequestration, PHINMA Energy hopes that this initiative will be able to augment the economic needs of the farmers when the coffee plantation will be ready for harvesting in five years.

Progressive Undertakings on Nation-building and Life-enhancing Advocacies (PUNLA)

PHINMA Energy has also implemented programs to take advantage of the economic growth driven by the presence of PHINMA Energy facilities.

In Guimaras, where the San Lorenzo Wind Farm is situated, the Company was able to establish twelve (12) livelihood groups in its host communities. Products such as gourmet salt, bamboo handicrafts, artisan soap, and bead products among others are being sold in the San Lorenzo Pasalubong Center, and are being consigned at the Guimaras Trade and Information Center beside the Provincial Capitol. PHINMA Energy has also included the products of the local partners as a part of its corporate Christmas gifts.

In La Union, QB Food Center, the meat processing group that the Company has trained and supported, has taken their commitment a notch higher by registering their group with the Bureau of Internal Revenue. This move opens up more opportunities for them to supply to other businesses.

For a more holistic approach in addressing the immediate needs of PHINMA Energy's partner communities, the Company continued to support several social welfare programs. PHINMA Energy continues to support day care schools through *Kariton ni Juan*, which consists of toy and books drives, and school rehabilitation in Guimaras and Bulacan. *Kariton ni Juan* was able to support 5 centers in 2018. PHINMA Energy takes pride in one of the day care schools that we have supported for the past three years, Suclaran Day Care Center, as it has achieved the day care standards set by DSWD. We aim to replicate this with our other partners for this initiative.

The Company also supported local health initiatives in Guimaras through a Blood Donation Drive in partnership with the Municipal Health Office and Philippine Red Cross. With PHINMA Energy's support, the Municipal Health Office of San Lorenzo has collected a blood reserve from 0.77% of the municipal population, compared to 0.06% the previous year. The Company will continue to support this initiative until it reaches the target of blood donation from 1% of San Lorenzo's population.

PHINMA Energy also looked after the disaster preparedness and resiliency of its partner communities. The Company was able to roll-out its first community resiliency module in four barangays in San Lorenzo, Guimaras. This was done in partnership the Provincial Disaster Risk Reduction Management Council and LGUs. Aside from this, PHINMA Energy continues its support for the barangay security through *Tanod Watch*, ensuring that they have the capability and resources to respond to disasters and incidents within the community.

Special Interest Groups for Life-balance Activities (SIGLA)

PHINMA Energy aspires to promote work-life balance including the employees' physical, mental, and social well-being to drive personal growth and create venue for to pursue their special interest. Special Interest Group for Life-balance Activities, or SIGLA, continues to provide this venue for fellowship and camaraderie as we have continued to support more than 12 special interest groups within the head office and our subsidiaries, ranging from movie, sports, fitness and financial literacy. The SIGLA clusters are employee-driven anchored on their passion and enthusiasm to ensure the sustainability of the program.

Awards and Recognition

In 2018, One Subic Power Generation Corporation, a subsidiary of PHINMA Energy, was awarded by Subic Bay Metropolitan Authority with SBMA Mabuhay Awards for Corporate Social Responsibility for its environmental and social initiatives for the Subic Cawag Upland Farmers. The 50-hectare Agroforestry project was recognized as one of the best practices in the region for CSR.

Risk Factors

Risks Related to the Business

A major breakdown of the Company's power plant facilities may adversely affect the results of operations.

The Company's power plants operate machinery with many moving parts. Wear and tear due to operations will inevitably require replacement of parts which require regular maintenance. Even though the Company strictly follows the recommended maintenance schedules for the machinery in its power plants, there may be times when unforeseen breakdowns may cause unplanned full or partial plant shutdowns that may materially affect the Company's ability to deliver the required power to its customers.

To mitigate this, the Company follows the recommended maintenance schedule to minimize the possibility of major breakdowns. Furthermore, the oil-fired power plants that the Company operates have multiple engines, so that the breakdown of one engine may not necessarily affect the other units, thereby minimizing any effects that a particular problem may have on the operation of a plant as a whole.

The lack of available spare parts to replace worn down portions of the Company's plant facilities may adversely affect operations.

Maintenance of the Company's power plant facilities occasionally requires replacement of some of the parts of the operating machineries. Any delay in the delivery or availability of these parts may cause delays in the operations of the machinery being repaired, thereby lengthening down time and increasing opportunity losses.

The Company maintains diversified sources of spare parts from all over the world. It also continuously monitors market prices from various sources other than its own regular suppliers to identify alternate sources of spare parts and materials. In instances where replacement parts have longer delivery times, the plants normally maintain inventories of its critical parts.

A transmission line breakdown may prevent the Company from delivering power to its customers.

Power must be wheeled from the generation source through transmission lines to reach the consumer. The Company supplies power to Holcim and Republic's cement plants, exposing the Company to natural or man-made risks of transmission line failures that may prevent the delivery of power. Furthermore, the power that the Company purchases from the WESM is likewise delivered via transmission lines to the cement plants of Holcim and Republic. A breakdown of the transmission line when: (a) power purchased from the WESM may be lower than the Company's own cost of generation, and (b) WESM prices are higher and the Company has excess generating capacity may prevent the Company from taking advantage of trading opportunities available in the electricity spot market.

A natural mitigating measure that the Company has used is to locate its plants near its customers, thereby reducing the use and therefore dependence on transmission lines. PPGC is located right beside the Bulacan plant of Holcim. In the case of Holcim's La Union cement plant, the Company has CIPP's 21 MW plant to provide peaking and backup power in that region.

Disruptions to the supply of fuel could result in a substantial reduction in generation or increased power plant operating cost and may have an adverse effect on the Company's financial performance and financial position.

In 2018, the Company purchased Bunker C fuel for its power generation business from diverse sources: PTT Philippines Corporation and SL Harbor Bulk Terminal Corporation. Any delay in fuel deliveries or disruptions in fuel supply may result in unplanned plant shutdowns. To protect against such disruptions in fuel supply, long term contracts with the fuel supplier were executed. The oil company will give priority deliveries to the Company's plants in case of temporary fuel shortage along the supply chain. Further, if the fuel supplier fails to deliver, the Company may buy fuel from other vendors with the fuel supplier liable to the replacement cost, allowing the Company to sustain its competitiveness. In the event of *force majeure* situations, however, the Company's operations will be adversely affected.

To mitigate this risk, the Company maintains safe and strategic inventory levels of fuel to ensure continuous electricity production. With its strategic initiatives and established strong relationships with other fuel suppliers, the Company could obtain alternate sources and arrange the timely delivery of fuel.

SLTEC has secured a long-term coal supply agreement with Semirara Mining Corporation (SMC) for the fuel requirements of its 2 X 135MW coal-fired power plant in Calaca, Batangas. SMC is the country's largest coal producer which contributes about 92% of local coal production. In order to ensure the security of coal supply, SLTEC has likewise entered into a separate coal supply agreement with a major coal company in Indonesia based on an initial validity period of three years subject to additional term extension.

Moving forward, the Company shall continue cultivating relationships with alternative suppliers in the region to mitigate supply delivery risk and as fall back sources in the future. It is also planning into entering the fuel supply business through its subsidiary, One Subic Oil Distribution Corporation, which will supply fuel mainly to PHINMA Energy Group's diesel plants.

The Company's results of operations and financial condition may be adversely affected by changes in foreign currency rates.

The Company may face risks from foreign exchange rate fluctuations, especially as it affects fuel prices and the cost of spare parts and equipment. Foreign currency risk is a risk of loss from carrying out operations, or holding assets and liabilities, in a foreign currency. The magnitude of the risk has increased in recent years because of the growth in international trade and financing and the increased magnitude of exchange rate fluctuations.

Foreign currency risk is managed by holdings of cash and securities in Philippine pesos and foreign currencies according to an approved currency exposure allocation scheme.

Foreign exchange risks are also managed by constant monitoring of the political and economic environments and trading either by spot conversions and forward transactions on a deliverable or non-deliverable basis to protect values.

The Company may not collect all or a portion of its receivables.

The Company carries collection risk when it does not demand up-front cash payment for delivered products or rendered services. The Company must be able to collect promptly from its customers to be able to pay its obligations and finance its operations.

To mitigate this risk, the Company continues to assess the financial condition of its customers on a regular basis. In cases where a customer shows financial difficulty, the Company may reduce power supply, cut off credit entirely or change payment terms to payment in advance to reduce exposure to collection risk and subsequent payment defaults.

The Company may also explore the possibility of requiring security or deposit holdouts for customers whose requirements reach a certain level.

WESM electricity prices may increase drastically due to various reasons such as lack of supply or transmission grid failure and increase in demand.

Electricity trading with the customer is usually defined through a bilateral contract with a pre-defined price. The volatility of the market spot price increases the risk of having a buying price that is higher than the selling price.

To mitigate this risk, the Company has a backup power plant that can be used as bilateral supplier in the event that market prices increase beyond the price that the Company can buy. Furthermore, the Company has contracted capacity from OSPGC's 116 MW power plant located in Subic Bay, Zambales, and MGI's 32MW geothermal plant located in Sto. Tomas, Batangas, and SLTEC's 2x135 MW coal-fired power plant located in Calaca, Batangas to be able to sell more power during high spot market prices. This is a hedging technique wherein suppliers refrain from taking any electricity from the market whenever market price increases beyond its reference price.

The Company's petroleum projects may not yield oil or gas deposits in commercial quantities, thus adversely affecting the recovery of the Company's investments.

The major risk associated with the Company's oil projects is exploration risk. There is no certainty of finding commercial petroleum below the surface of the earth. Commercial deposits of petroleum lie deep in the bowels of the earth, and the ultimate objective of exploration work is to find out where these are located. Unfortunately, no instrument or methodology has yet been invented that would directly point to the existence of a commercial deposit. Present methods used in exploration are indirect probes where data are subject to interpretation or "best judgment". This is where the risk emanates, but it is mitigated by careful and judicious application of scientific methods and data analyses. To manage exploration risk, the Company employs various methods to identify and quantify exploration risk using geological and risk-economic yardsticks. The following approaches are used, as applicable:

1. *Use of technical expertise and state-of-the-art technology.* Technical expertise refers to tapping the professional and special capabilities of experienced professionals or teams with proven success records in resource determination or delineation. State-of-the-art technology refers to "computer-based" analysis and interpretation of exploration data which enable modelling of subsurface conditions that could host commercial volumes of oil.
2. *Phased exploration programs with clear exit points.* Exploration is carried out in phases or stages depending on the complexity of the problem at hand. At the end of each phase, the exploration participants are given a chance to assess the results and consequently decide whether to proceed or exit from the work program. It follows that encouraging results from a certain phase shall provide incentive to proceed to the next phase; otherwise the Company can withdraw if the chances of success are perceived to be low.

3. *Determination of participation levels based on available risk capital, expenditure commitments and probability of success.* The extent to which the Company participates in any given exploration program is a function of risk capital at its disposal, the expenses required to finance the exploration program and the chance of success from said exploration program. It is quite clear that, given a program with high probability of success but where the required expenditure commitment is large, participation will be constrained by disposable capital.
4. *Investment in exploration projects with varying risk profiles.* This approach dictates that the Company's oil exploration project portfolio should contain a judicious mix of high- and low-risk projects.
5. *Participation in exploration consortia, in the event 100% equity is not warranted by risk assessment.* Where the assessment says the risk is too high for a single entity to assume, it would be prudent to spread the risk by entertaining participation of other parties in a company-owned acreage, or joining an exploration consortium
6. *Distribution of participation in many rather than one or a few contracts or tenements.* The Company diversifies its project risks by participating in many projects rather than in a single project.
7. *Use of options, whenever feasible.* Some exploration projects are designed in such manner that "options" for entry and exit are provided. This is meant to cater to a wide spectrum of risk tolerance by the incoming party. Options are usually cheap or affordable at the early stages of the project. Then, they gradually increase in value as exploration progresses to such level where the risk is easily discernible and the potential rewards are more or less foreseeable. Under this scenario, the investor is given some flexibility as to when he should commit to the project.
8. *Dilution of interest in phases of work which entail heavy expenditures or high risk.* As the exploration program advances towards its conclusion, the magnitude of expenditures increases to the point that those who were able to gain entry at the early stages might no longer afford the forward financial commitments. One way to mitigate the burden and at the same time retain the interest in the project is to allow dilution or reduction in one's participating interest. The main objective is to maintain an interest in the project until commercial operations commence.
9. *Capping of annual exploration expenditures to projected Company income for the year.* This approach places a self-imposed ceiling on the amount of expenditures that may be used for participation in exploration projects. This expenditure level must be affordable for the Company, i.e. in the event of failure, the Company should still be able maintain a strong financial standing.
10. *Investment in less risky, non-exploration ventures or projects to balance risk exposure.* This approach directs the Company to invest in ventures with greater chance of success or with a more predictable revenue stream to offset the potential ill effects of risky exploration ventures.

Changes in market interest rates may adversely affect the value of financial instruments held by the Company.

The Company holds financial instruments composed of cash and cash equivalents, listed shares of stocks, and investments in mutual and trust funds in Philippine pesos. These are used to finance the Company's operations and investments.

These financial instruments are primarily exposed to interest rate risk. Relative value of financial instruments may decline as a result of changes in market interest rates.

The Company's principal financial instruments are managed by PHINMA's Treasury Department by establishing "red lines," which are reviewed and revised as the need arises for major movements in the financial markets and are used to determine dealing parameters. Red lines are the strategic yield curves, bond prices or spreads that serve as guides whether to buy, hold or sell financial instruments as applicable as approved by management. Regular comparison is also done with defined benchmarks. Market and portfolio reviews are done at least once a week during the weekly Treasury Department meeting and as often as necessary should market conditions require so. Monthly reports are prepared by Finance for board review.

Adverse business results of the issuers of securities held by the Company may negatively affect the value of PHINMA Energy's investments.

The Company may face credit risk as an investor. Credit risk is a risk that the issuer of a security, such as a bond, may default on interest and/or principal payments or become bankrupt. If either event occurs, the Company may lose part or all of its investments.

In order to mitigate the credit risk, investments are restricted only to the Company's duly accredited domestic and foreign banks and mutual funds. The Company's investible funds can be invested in one bank/mutual fund up to 50% of the Company's outstanding investments however this limit is subject to PHINMA's Treasury Department's periodic assessment of the banks'/funds' financial soundness and business performance. For unit investment trust fund (UITF) and mutual funds, fund placements cannot exceed 10% of the UITF's or mutual fund's fund size. UITF's and mutual funds' investment performances are reviewed weekly and monthly.

Investments in non-rated securities, primarily corporate bonds, are subject to a comprehensive credit and business review in coordination with sponsoring dealers or underwriters. For rated corporate bonds and sovereign bonds, credit ratings studies/updates from the major rating agencies are used as references (such as Standard and Poor's, and Moody's). All major investments are discussed and approved by the Company's Investment Committee.

Exposure limits are tracked for every transaction; major transaction executions are closely supervised. Market and portfolio reviews are done at least once a week during the weekly Treasury Department meeting and as often as necessary should market conditions require so. Monthly reports are prepared by Finance for board review.

The Company's working capital may be insufficient to meet its near term financial requirements.

The Company may be exposed to liquidity risk, when the Company's working capital becomes insufficient to meet near-term financial requirements.

Liquidity risk is managed by continuous monitoring of the projected weekly/monthly cash flows, as well as the longer-term cash flows of the Company. Liquidity risks are also managed by restricting investments principally to publicly traded securities with a history of marketability and by dealing only with large reputable domestic and international institutions.

Maturities of each investment are spread out into various lengths of time as may be required by the Company's plans and cash flow needs.

The Company's operations adverse impact on the environment and may adversely affect its financial condition and results of operations.

The Company and its subsidiaries and affiliates are exposed to environmental risks. These are risks that can affect the health and viability of living things and the condition of the physical environment. Adverse effects can be caused by the release of pollutants to air, land or water. Pollutants include waste, emissions (e.g. fumes, smoke, etc.) and noise. Environmental damage can also be caused by irresponsible use of energy and natural resources. Environmental issues can have a significant impact on the Company's operating and financial results.

The Company abides by a number of different environmental laws, regulations, and reporting requirements while it also faces growing constraints in accessing petroleum and mineral reserves, and producing electricity, as the continued search for new sources of oil and energy conflicts with growing efforts to protect and preserve ecosystems and communities.

The Company complies with all environmental regulations prescribed by the DENR. The Company regularly assesses the environmental impact of its business activities and implements control measures to minimize environmental risks. Among other items, the Company regularly incurs expenditures for:

1. prevention, control, abatement or elimination of releases into the air, land and water of pollutants,
2. training of personnel in the event accidents happen to mitigate potential damages,
3. proper disposal and handling of wastes at operating facilities, and
4. promotion of renewable energy sources..

The Company also procures insurance cover for pollution and environmental damage that may be caused by its operations.

The Company's results of operations and financial condition may be adversely affected by risks associated with its efforts in relation to corporate social responsibility.

Many of the Company's operations are located in environmentally sensitive areas and near residential communities. The Company and its subsidiaries and affiliates are at risk with regard to the ethical, social and environmental challenges posed by its operations. There is growing pressure on the Company to closely examine its impacts on, and role within, the society and the communities where it operates. It also faces complex issues as the people in these areas are often economically disadvantaged and characterized by the absence of the proper skills, inadequate governance, a weak supplier base and inadequate physical and social infrastructure. In addition, the Company must adapt to a variety of local conditions, regulations and cultural differences.

In order to manage these challenging issues, the Company focuses not only on financial issues but also on non-financial issues, which have brought a range of benefits in terms of driving continuous improvement in health, safety and environmental performance and risk management, in staff recruitment, retention and motivation, and in terms of reputation enhancement. The Company works hand-in-hand with the host community, in providing medical outreach, jobs and education support. The Company also has begun to recognize that the prospects of gaining new commercial opportunities are enhanced by being the type of company that the Government, partners and suppliers want to work with on non-financial as well as commercial criteria. These are embodied in the Company's vision of aggressively seeking opportunities primarily in the services sector that will allow the organization to address the basic needs of the society, while being globally competitive and generating attractive stakeholder values.

Competition in the businesses of the Company is intense.

The Company and its subsidiaries and affiliates are subject to intense competition. Each of the Company's businesses may be particularly affected by competition as follows:

Power Generation and Supply. The Company competes with other power generating companies in supplying power to customers. With the full implementation of EPIRA and its purpose of establishing a transparent and efficient electricity market via more competition, a substantial number of the Company's customers may choose to buy power from third party suppliers. The execution of bilateral contracts protects the Company because the customers are contractually obliged to purchase exclusively from the Company.

A more competitive environment due to the implementation of Retail Competition and Open Access (RCOA), as set forth by EPIRA, has resulted in the emergence of new competitors. There will be some competitors that may have a competitive advantage over the Company due to greater financial resources, more extensive operational experience, and thus be more successful than the Company in acquiring existing power generation facilities or obtaining financing for the construction of new power generation facilities. However, the Company currently has very attractive liquidity and healthy credit ratios which put it in a unique position to pursue its own growth strategies. With an unleveraged balance sheet, a calibrated growth strategy necessary to meet competition can be pursued.

Also, the Company's existing power generation facilities that operate on diesel fuel have a higher cost of electricity production that may render them uncompetitive to the coal, geothermal and natural gas facilities of its competitors. To decrease costs and increase competitiveness, the Company and its power generating units constantly monitor the trends in the global oil market. PHINMA Energy increases fuel

inventory when prices are forecasted to increase to mitigate and manage cost. The Company is also developing additional power generation projects that can produce electricity at more competitive rates.

Oil and Gas Exploration. The Company competes with foreign and local exploration companies for acquisition of prospective blocks.

However, due to the capital-intensive nature of oil and gas exploration and the high risks involved, there are oftentimes opportunities to partner with these competing firms and, thereby, mutually spread costs and risks. The Company forged new partnerships and expanded existing alliances with foreign and local companies that share its investment strategy and who can provide capital and technical expertise. Exploration partners include foreign groups such as NorAsian Energy Ltd. (controlled by Otto Energy Ltd of Australia) as well as local outfits such as PetroEnergy and Philodrill.

The Company is subject to complex laws and regulations that can adversely affect the cost, manner or feasibility of doing business. Any changes to existing laws may also adversely affect the Company's results of operations.

Power generation, electricity trading and the exploration, production and sale of oil are subject to extensive national and local laws and regulations. The Company and its subsidiaries may incur substantial expenditures to comply with these laws and regulations, which may include permitting costs, adoption and implementation of anti-pollution equipment, methods and procedures, and payment of taxes and royalties.

Under these laws, the Company could be subject to claims for personal injury or property damages, including damages to natural resources, which may result from the impact of the Company's operations. Failure to comply with these laws may also result in the suspension or termination of the Company's operations and subject it to administrative, civil and criminal penalties. Moreover, these laws could be modified or reinterpreted in ways that substantially increase the Company's costs of compliance. Any such liabilities, penalties, suspensions, terminations or regulatory changes could have a material adverse effect on the Company's financial condition and results of operations.

Changes to, or termination of, arrangements with its partners could have an adverse impact on the Company's business operations.

To reduce exploration risks, the Company participates in joint operating or consortium agreements for exploration projects. The agreements include sharing of revenues, costs and technical expertise for the projects. Changes to, or termination of, such arrangements may impede the success of the projects.

In order to mitigate the risks, the Company ensures that its partners in all of its business ventures are credible, reliable and have proven track records. The Company also makes certain that every agreement it enters into has remedy provisions that the defaulting or terminating party shall remain liable for its proportionate share in accordance with its participating interest at the time of default of all costs, expenses and all liabilities.

The Company may not be able to obtain or maintain adequate insurance for its power generation facilities which may have a material adverse effect on the Company's business, financial condition and results of operations.

The business of power generation involves significant hazards, including the risk of fires, explosions, spills, discharge, leaks, and release of hazardous materials, among others. Any of these events may cause loss of life, significant damage to the property and equipment of the Company and its neighbors, and adverse effects on the Company's surrounding environment and may give rise to criminal and administrative offenses or revocation of governmental licenses. These events along with other *force majeure* events such as earthquakes, floods and typhoons could result in significant interruptions to the Company's operations which could adversely affect its business and financial conditions. Finally, power generation facilities, being a heavily equipment-dependent operation, are prone to mechanical and equipment breakdown. These possibilities further add to the risk of plant shutdowns which could materially and adversely affect the Company's electricity supply to its off-takers.

The Company maintains insurance coverage to protect itself against these hazards. There is no assurance however, that existing coverage will provide adequate protection against all events. In addition, the Company's insurance policies are subject to periodic renewal, so the costs, terms and conditions of such policies may increase substantially from one period to the next, due to conditions beyond the Company's control. Any decrease in the scope of its insurance coverage may expose the Company to material losses should any adverse events occur. At the same time, the Company's financial performance may be adversely affected if insurance premiums increase substantially.

Risks Relating to the Company's Growth

The Company's growth strategy of venturing into new power generation projects having different risk and return profiles, may not achieve the expected results.

The Company's growth strategy involves (i) entering into new partnerships and alliances, and (ii) investments in new power generation projects. Success in implementing this strategy is dependent on the Company's ability to assess and acquire potential partners and to close financing and acquisition transactions.

This growth strategy will require greater allocation of management resources away from daily operations and will require the Company to manage relationships with a greater number of customers, suppliers, contractors, service providers, lenders and other third parties, which could strain the Company's ability to complete projects at a high level of quality and on time. The Company will be required to manage its internal control and compliance functions to ensure that it will be able to comply with legal and contractual obligations and minimize operational and compliance risks. There can be no assurance that, in connection with its expansion, the Company will not experience capital constraints, construction delays, operational difficulties at new operational locations and training an increasing number of personnel to manage the expanded business. A failure to adapt effectively to the rapid growth, including strains on management and logistics, could result in losses or development costs that are not recovered as quickly as anticipated, if at all. Such problems could have a material adverse effect on the Company's present and expected financial performance.

To mitigate this risk, the Company goes through an extensive and rigorous due diligence investigation of every new project it pursues. Programs that management deem unduly risky, regardless of their potential returns, are not pursued. The Company puts utmost importance on the risk-return assessment on any project.

Failure to obtain financing or the inability to obtain financing on reasonable terms could affect the execution of the Company's growth strategies.

There is no assurance that the Company will be able to raise all of the capital requirements to carry out its growth strategies at acceptable terms. Failure to obtain these financing packages at the desired terms would adversely affect the Company's ability to execute its growth strategies.

Construction of the Company's additional electricity generation facilities and equipment entails significant risks that could lead to increased expenses and lost revenues.

In the renewable energy business, particularly wind energy development, pre-development activities in two (2) wind sites; Sibunag located in Guimaras and in Ballesteros located in Cagayan continued during the year. These projects will ensure that PHINMA R.E. has a portfolio of wind projects that can be placed into development stage once your renewable company is able to secure a Power Purchase Agreement (PPA) with power off-takers particularly the Distribution Utilities (DUs) and Electric Cooperatives (ECs) located in western Visayas and northern Luzon.

There is a possibility that any or none of these projects may prove to be feasible and even if any of these projects are shown to be feasible, there is no assurance that actual construction and operating costs will approximate those indicated in their respective feasibility studies. Any material deviation from expected project parameters, returns and costs can adversely affect the Company's ability to grow its power generating capacity and therefore its long-term revenue growth prospects.

The following are some risks involved in the construction of the Company's additional electricity generation facilities:

1. machinery breakdown;
2. failure to obtain necessary governmental permits and approvals;
3. failure to purchase suitable land for the generation facilities;
4. work stoppages and other employee-related actions;
5. major contractual disputes with its EPC Contractor;
6. local opposition in host communities;
7. political and social unrest including terrorism;
8. engineering and environmental problems;
9. delays in construction and operations; and
10. cost overruns

Should the Company experience any of these problems, it may not be able to deliver its power at competitive prices, thereby decreasing profitability.

To manage this risk, the Company employs the services of contractors and suppliers through a stringent decision and awarding process. Projects are constructed through turnkey Engineering, Procurement and Construction (EPC) contracts. Some of the factors that influence the decisions are: (i) reputation of the contractor/bidder, (ii) its track record in delivering similar projects, and (iii) the acceptability of its project proposal.

The 54 MW Wind Farm Project may experience delays in collection of FIT differential

Under the Renewable Energy Law, all qualified and registered generating plants with intermittent renewable energy resources shall enjoy the benefit of priority dispatch. Priority purchase, transmission and payment for such electricity is also provided for by the RE Law. Furthermore, all renewable energy generators are ensured of payment for electricity generated via the FIT Scheme for a period of twenty (20) years.

On 01 December 2015, PHINMA R.E. received its Certificate of Compliance (COC) from the ERC for its 54 MW San Lorenzo Wind Project. The certificate entitles the Company to recognize its FIT at an approved rate of ₱7.40 per kWh, with a retroactive period beginning 27 December 2014, for a guaranteed period of twenty (20) years until 26 December 2034.

While the FIT mechanism guarantees an approved rate of ₱7.40/kw for capacity generated and dispatched to the grid, payment will be administered through two distinct channels: 1.) As market operator, IEMOP shall pay PHINMA R.E. for all generation dispatched at prevailing electricity spot market price cleared during the hourly interval of dispatch for the energy generated by PHINMA R.E., while 2.) TRANSCO shall pay PHINMA R.E. for the differential amount between the guaranteed FIT rate of ₱7.40 per kWh and prevailing market price or cleared spot market price.

The FIT Allowance (FIT-All) is an amount billed to and shouldered by electricity end-users, and this amount billed to consumers must be approved by the ERC before distribution utilities can include FIT-All in their billing. Fluctuations in prevailing electricity prices are largely affected by changes in demand and supply as well as reserve availability, and the amount of FIT differential also fluctuates accordingly. TransCo does not have sufficient funds at present, TransCo can apply for additional FIT-All rate to be billed in the future.

To manage this risk, PHINMA R.E. actively manages its cash and liquidity position, to ensure that payments to service debt covenants are secure and available. PHINMA R.E. exercises strict operational and cost management practices to optimize plant efficiency and availability as well as control expenses.

The Company may encounter more intense competition in marketing its generation capacity to secure long-term contracts.

With additional power projects increasing supply capacity, securing long-term electricity supply contracts with customers becomes subject to greater competition. Wider energy reserves inversely impact electricity prices, bringing about lower tariff rates during periods of greater supply capacity.

To manage this risk, the Company aggressively markets its generation capacities for upcoming projects during pre-development and construction stages, securing customer contracts for at least seventy percent of total capacity, which is also a prerequisite to avail of commercial financing. The Company has the option to secure additional customer contracts for the remaining capacity or participate in trading through the electricity spot market.

Risks Relating to the Philippines

The operations of the Company are concentrated in the Philippines, and therefore any downturn in general economic conditions in the Philippines could have a material adverse impact on the Company.

Historically, the Company's results of operations have been influenced, and will continue to be influenced, to a significant degree by the general state of the Philippine economy and as a result, its income and results of operations depend, to a significant extent, on the performance of the Philippine economy. In the past, the Philippines has experienced periods of slow or negative growth, high inflation, significant devaluation of the peso and the imposition of exchange controls.

In addition, global financial, credit and currency markets have, since the second half of 2007, experienced, and may continue to experience, significant dislocations and liquidity disruptions. There is significant uncertainty as to the potential for a continued downturn in the U.S. and global economy, which would be likely to cause economic conditions in the Philippines to deteriorate. There can be no assurance that current or future Governments will adopt economic policies conducive to sustaining economic growth.

Any political instability in the Philippines may adversely affect the Company.

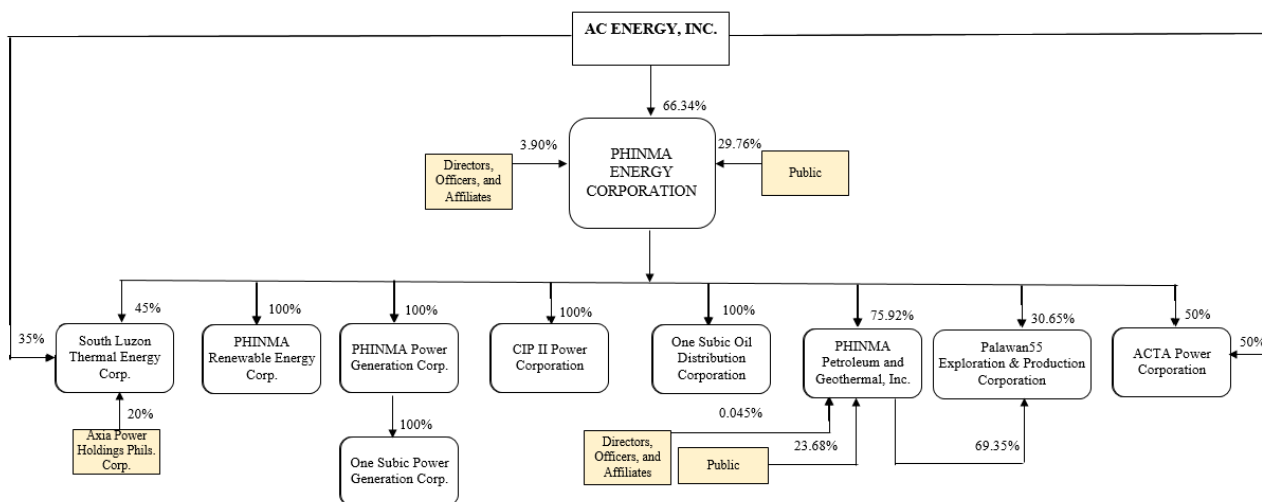
The Philippines has from time to time experienced political and military instability. The Philippine constitution provides that in times of national emergency, when the public interest so requires, the Government may take over and direct the operation of any privately-owned public utility or business. In the last few years, there has been political instability in the Philippines, including public protests arising from alleged misconduct by the administration. No assurance can be given that the political environment in the Philippines will stabilise. Any political instability in the future result in inconsistent or sudden changes in the economy, regulations and policies that affect the Company, which could have an adverse effect on its business, results of operations and financial condition.

Any decrease in the credit ratings of the Philippines may adversely affect the Company's business.

The Philippines is currently rated below investment grade by major international credit rating agencies such as Moody's S&P and Fitch. While in recent months these rating agencies have assigned positive or stable outlooks to the Philippines' sovereign rating, no assurance can be given that these agencies will not in the future downgrade the credit ratings of the Government and, therefore, Philippine companies, including the Company. Any such downgrade could have an adverse impact on the liquidity in the Philippine financial markets, the ability of the Government and Philippine companies, including the Company, to raise additional financing and the interest rates and other commercial terms at which such additional financing is available.

Subsidiaries and Affiliates

The Company's subsidiaries and affiliates, and its percentage of ownership are as follows:



PHINMA Renewable Energy Corporation (“PHINMA R.E.”), formerly Trans-Asia Renewable Energy Corporation. PHINMA R.E. is a wholly owned subsidiary of PHINMA Energy. This corporation was incorporated and registered with the SEC on 02 September 1994. PHINMA R.E. is engaged in the development and utilization of renewable sources of energy (e.g. wind). PHINMA R.E. operates and maintains the 54 MW Wind Farm in San Lorenzo, Guimaras.

PHINMA Petroleum and Geothermal, Inc. (“PPG”), formerly Trans-Asia Petroleum Corporation (“TAPET”). This corporation was incorporated and registered with the SEC on September 28, 1994. PPG is engaged in oil exploration & well development. On 28 August 2012, TAPET amended its Articles of Incorporation to change its name from Trans-Asia (Karang Besar) Petroleum Corporation to Trans-Asia Petroleum Corporation and to increase its authorized capital stock from P40,000,000 to P1,000,000,000.

On 22 July 2013, the Board of Directors of PHINMA Energy declared a property dividend to PHINMA Energy shareholders of 123,161,310 in TAPET or 2.55 Shares for every 100 shares in PHINMA Energy, and cash in the amount of ₱0.013 per share to all stockholders of record of PHINMA Energy as of 05 August 2013, subject to the approval by SEC and other regulatory agencies. In lieu of this dividend, shareholders in the US will receive Php0.0385 for every PHINMA Energy shares held. On 08 August 2014 the Board of Directors of TAPET authorized the application for listing by way of introduction of 100% of the issued and outstanding Shares.

On 14 August 2014, SEC approved the registration and listing of shares of the Parent Company. On 28 August 2014, the Corporation listed by way of introduction at the Philippine Stock Exchange with “TAPET” as its stock symbol. TAPET has not started commercial operations.

On 31 May 2017, TAPET amended its Articles of Incorporation to change its name from Trans-Asia Petroleum Corporation to PHINMA Petroleum and Geothermal, Inc., using “PPG” as its stock ticker symbol, to reflect the company’s expansion into geothermal exploration.

CIP II Power Corporation (“CIPP”). On 28 December 2006, the Company purchased 100% of the shares of stock of CIPP, a wholly owned subsidiary of Ascendas Utilities PTE Limited (Ascendas), a Singaporean corporation. CIPP operated a 21 MW Bunker C-fired power plant in Carmelray Industrial Park II (CIP II) Special Economic Zone in Calamba City, Laguna and the sole provider of power in the industrial park. It was incorporated and registered with the SEC on 02 June 1998 and with the Philippine Economic Zone Authority (PEZA) on 23 June 1998, as an ecozone utilities enterprise. In December 2010, CIPP’s Board of Directors approved the transfer of its 21MW oil fired power plant from Laguna to Bacnotan, La Union. The plant was successfully transferred to La Union and started commercial operations on 17 January 2013.

CIP has an existing Power Administration and Management Agreement with PHINMA Energy under which PHINMA Energy is given the right to administer and manage the net output of the CIP Power Plant in consideration of energy fees to be paid by PHINMA Energy to CIP.

One Subic Oil Distribution Corp., formerly Trans-Asia Gold and Minerals Development Corp. (“TA Gold”) TA Gold was incorporated and registered with the SEC on 02 July 2007. TA Gold was primarily engaged in the business of mining and mineral exploration within the Philippines and other countries. Effective March 2009, TA Gold suspended its exploration activities.

On 09 April 2017, the Board of Directors approved the change of name from Trans-Asia Gold and Minerals Development Corporation to One Subic Oil Distribution Corp. The primary purpose was changed to engage in the fuel oil importation and distribution business. One Subic Oil has not yet started commercial operations.

Palawan55 Exploration & Production Corporation (“Palawan55”). Palawan55 is a subsidiary of PHINMA Petroleum and Geothermal Inc. This corporation was incorporated and registered with the SEC on 16 November 2012. Palawan55 is engaged in the development and utilization of crude oil, natural gas, natural gas liquids and other forms of petroleum. The 37.50% interest in SC55 is owned by Palawan55, a 69.35% owned subsidiary of PPG. The corporation has not started its commercial operation.

PHINMA Power Generation Corporation (“PPGC”), formerly Trans-Asia Power Generation Corporation. PHINMA Energy embarked on diversification to leverage its risks associated with its main line of business. Besides petroleum operations, PHINMA Energy ventured into the business of energy development, principally power generation. PHINMA Energy formed TAPGC in a joint venture with Holcim. PHINMA Power Generation Corporation was incorporated on March 14, 1996. It is involved in the operation and maintenance of a power generation plant, including the related facilities, machinery and equipment. The power plant has a capacity of 52 MW and is a supplier of Holcim’s electricity requirements at the Holcim plant in Norzagaray, Bulacan. The PEMC granted PPGC a certificate of registration as a Wholesale Generator in October 2006 for its participation in the WESM.

On 01 January 2013 PHINMA Energy purchased Holcim’s 50% stake in PPGC.

In the 2nd quarter of 2014, PPGC acquired the company that leases the 116-MW Diesel Power Plant located inside the Subic Bay Freeport Zone. One Subic Power Generation Corporation (“OSPGC”), tripled PPGC’s generation portfolio, which is a welcome addition to the 52 MW Bunker C-Fired power plant in Bulacan.

On 02 June 2017, the SEC approved the amendment of the company’s Articles of Incorporation which changed its name from Trans-Asia Power Generation Corporation to PHINMA Power Generation Corporation.

PPGC has an existing Power Administration and Management Agreement with PHINMA Energy under which PHINMA Energy is given the right to administer and manage the net output of the PPGC Power Plant in consideration of energy fees to be paid by PHINMA Energy to PPGC

One Subic Power Generation Corp. (“OSPGC”). On 12 May 2014, PPGC purchased from Udenna Energy Corporation (UDEC) the entire outstanding shares of stock of OSPGC, the lessee and operator of the 116 MW Subic Diesel Generator Power Plant (the “Subic Power Plant”). OSPGC was incorporated and registered with the SEC on 04 August 2010 to engage in the business of owning, constructing, operating, developing and maintaining all types of power generation plants. It started its operation on 17 February 2011. Prior to the acquisition, OSPGC was a wholly owned subsidiary of UDEC, a company incorporated and domiciled in the Philippines.

OSPGC has an existing Power Administration and Management Agreement with PHINMA Energy under which PHINMA Energy is given the right to administer and manage the net output of the Subic Power Plant in consideration of energy fees to be paid by PHINMA Energy to OSPGC. The Agreement commenced on 17 February 2011 and shall be effective throughout the term of the lease of the Subic Power Plant from the owner, Subic Bay Metropolitan Authority (SBMA).

On 21 December 2017, the Subic Bay Metropolitan Authority (SBMA) approved the extension of the lease of the plant until 19 July 2030.

South Luzon Thermal Energy Corporation (“SLTEC”). PHINMA Energy entered into a joint venture with Ayala Corporation in June 2011 to undertake the construction of a 2 x 135MW clean coal power plant in Calaca, Batangas. The project is managed by a distinct entity, South Luzon Thermal Energy Corporation (SLTEC), owned 50/50 by PHINMA Energy and AC Energy, Inc. (formerly AC Energy Holdings, Inc.) the power arm of the Ayala conglomerate. In December 2016, Axia Power Holdings Philippines Inc. (APHPC), a subsidiary of Marubeni Corporation, purchased PHINMA Energy’s five percent (5%) interest and AC Energy, Inc.’s fifteen percent (15%) interest in SLTEC.

The plant was constructed by D. M. Consunji, Inc. and the equipment were supplied from China through China National Technical Import and Export Corporation. The project officially commenced in December 2011, with the 1st unit of the plant starting its commercial operations in April 2015, and the 2nd unit in February 2016.

PHINMA Energy purchases all the power generated by the power plant in accordance with a 15-year exclusive power purchase agreement with SLTEC. This will help sustain and support the electricity supply business of the Company.

ACTA Power Corporation. PHINMA Energy entered into a joint venture with Ayala Corporation in February 2012. The new entity, ACTA Power Corporation (ACTA), is owned 50/50 by PHINMA Energy and AC Energy Holdings Inc. ACTA has not started commercial operations.

Maibarara Geothermal, Inc. (“MGI”). MGI was incorporated and registered with the SEC on 11 August 2010, to implement the integration development of the Maibarara geothermal field in Calamba, Laguna and Sto. Tomas, Batangas for power generation. The first unit of the plant commenced commercial operation on 08 February 2014. The second unit was synchronized to the Luzon grid to 09 March 2018.

PHINMA Solar Energy Corporation (“PHINMA Solar”), formerly Trans-Asia Wind Power Corporation. Trans-Asia Wind Power Corporation was incorporated and registered with the SEC on 26 July 2013. Its primary purpose is to construct, develop, own, operate, manage, repair and maintain wind power generation plants, to generate electricity from such power plants and to market and sell the electricity produced thereby.

On 22 August 2013, PHINMA Renewable Energy Corporation formerly Trans-Asia Renewable Energy Corporation assigned its 100% equity interest in Trans-Asia Wind to PHINMA Energy for a total cash consideration of 116 million. As a result of the assignment, Trans-Asia Wind became a wholly owned subsidiary of PHINMA Energy.

On 27 June 2017, the Company amended its Articles of Incorporation to change its name to PHINMA Solar Energy Corporation. Its primary purpose is to engage in the development, operation, and maintenance of solar power generation facilities as well as the development of more retail solar products.

On 11 December 2018, PHINMA Energy entered into a Share Purchase Agreement with Union Galvasteel Corporation (“UGC”) where UGC agreed purchase fifty percent (50%) of the PHINMA Solar shares held by PHINMA Energy in the amount of P225,000,000.00. The remaining fifty percent (50%) of the PHINMA Solar shares was sold to PHINMA Corporation on 19 June 2019.

Properties

PHINMA Energy owns the following fixed assets as of 30 June 2019:

In thousands

Properties	Location	Amount
Land and land improvements	Bacnotan, La Union, Norzagaray, Bulacan and Guimaras	252,241
Building and improvements	Makati City, Guimaras and Norzagaray, Bulacan	491,311
Machinery and equipment	Guimaras, Norzagaray, Bulacan, Bacnotan La Union, and Iloilo	6,882,871
Transportation equipment	Makati City, Guimaras Norzagaray Bulacan, Subic and Bacnotan La Union	27,446
Mining and other equipment	Makati City, Guimaras and Bacnotan La Union	71,055
Office furniture, equipment and others	Makati City, Guimaras, Bacnotan La Union and Norzagaray, Bulacan	53,291
Construction In progress	Guimaras	419
Total		7,778,634
Less: Accumulated depletion, depreciation and amortization		2,181,880
Net		5,596,754

Source: Unaudited consolidated financial statements as of 30 June 2019

The land and land improvements of the Company is approximately 27,800 square meter (sqm). This include lots in Norzagaray, Bulacan, and Bacnotan, La Union where the power plants are located. In San Lorenzo Wind Farm, most parcels of land were acquired which approximate 605,800 sqm. but some lots were successfully entered as finance lease.

Building and improvements are located in the Plants and PHINMA Plaza, Rockwell Center, Makati City. They include the Company's share in the construction cost of PHINMA Plaza which was completed in October 2001 and where the Company holds its office. Also included in building and improvements are leasehold improvements located in Guimaras and Subic.

The Company's subsidiary, PHINMA Renewable, entered into various easements and right of way agreements with various land owners to support the erection of transmission lines to be used to connect its 54 MW Wind Farm Project in Guimaras. These agreements contain a lease as the arrangements convey the right to use the item and PHINMA Renewable has control over the utility of the asset. Also, PHINMA Renewable has entered into various lease agreements with individual land owners where the present value of the minimum lease payments does not amount to at least substantially all of the fair value of the leased asset, among others, which indicates that it does not transfer substantially all the risks and rewards from the various land owners to the Company incidental to the ownership of the parcels of land. PHINMA Renewable's wind farm with carrying value of 4.19 billion included under "Machinery and equipment" account is mortgaged as security for the 1.58 billion term loan as at 31 July 2019.

The Company's subsidiary, One Subic Power, has a lease agreement with SBMA for a parcel of land and electric generating plant and facilities where it has determined that the risks and rewards related to the properties are retained with the lessor (e.g., no bargain purchase option and transfer of ownership at the end of the lease term).

Machinery and equipment includes a 52MW Bunker C-Fired power plant in Bulacan, the 21MW Bunker C-Fired power plant in La Union, capitalized equipment for the Subic power plant, three (3) Power Barges in Iloilo and Cebu and the 54MW wind farm in Guimaras. This includes cost of construction, plant and equipment and other direct costs.

Transportation equipment, mining equipment, office furniture and equipment are used by officers and personnel based in Makati, Guimaras, Bacnotan, La Union, Norzagaray, Bulacan, Subic and Barrio Obrero, Iloilo and Lapu-Lapu City.

For the next 12 months, the Company will acquire machinery and equipment, furniture and fixtures, office equipment and transportation equipment which will utilize company's funds or bank loans. Total cost of the expenditures is not yet available.

Market for Registrant's Common Equity and Related Stockholders' Matters

Market Price

PHINMA Energy's common shares are listed with the Philippine Stock Exchange. Below are the high and low sales prices as of 23 August 2019, the first and second quarter of the calendar year 2019 and for the calendar years 2018, 2017 and 2016:

Period	High	Low
As of 23 August 2019	2.93	2.79
Calendar 2019		
Second quarter	3.00	2.20
First quarter	2.89	1.38
Calendar 2018		
Fourth quarter	1.23	0.85
Third quarter	1.33	0.94
Second quarter	1.86	1.21
First quarter	1.89	1.48
Calendar 2017		
Fourth quarter	1.80	1.52
Third quarter	2.08	1.7
Second quarter	2.22	1.91
First quarter	2.48	2.18
Calendar 2016		
Fourth quarter	2.3	2.02
Third quarter	2.6	2.15
Second quarter	2.95	2.28
First quarter	2.89	1.98

Stockholders

The Company had 2,099 registered shareholders as of 16 August 2019. The following table sets forth the top 20 shareholders of the Company, the number of shares held, and the percentage of ownership as of 16 August 2019.

No.	Name of Stockholders	No. of Shares Held	% of Ownership
1	Philippine Depository and Trust Corporation (PCD Nominee Corp.) – Filipino	4,461,738,580	59.32%
2	AC Energy, Inc.	2,632,000,000	34.99%
3	Philippine Depository and Trust Corporation (PCD Nominee Corp.) – Non-Filipino	132,627,107	1.76%
4	John Eric Tecson Francia	48,981,270	0.65%
5	EMAR Corporation	37,283,937	0.50%
6	Patrice Rene Clause	17,517,892	0.23%
7	Francisco Genaro Ozamiz Lon	17,000,000	0.23%

8	Maria Corazon Gana Dizon	12,432,383	0.17%
9	Dodjie De Gracia Lagazo	6,526,166	0.09%
10	Roman Miguel Garfes De Jesus	6,194,849	0.08%
11	J. Edmond Cuison Garcia	5,623,624	0.07%
12	Gabino Ramon Gonzalez Mejia	5,221,428	0.07%
13	Louis Pintucan Bauí	4,461,444	0.06%
14	Janel Mujar Bea	4,214,634	0.06%
15	Ma. Chiara Lubich Hernandez Zotomayor	3,640,921	0.05%
16	Riolita Dela Cruz Inocencio	3,624,550	0.05%
17	Irene Soliman Maranan	3,587,718	0.05%
18	Lyrna Lumajin Esmeralda-Hewitt	3,551,142	0.05%
19	Gerard Joaquin Rivero Estrada	3,377,799	0.04%
20	Jayne Grace Yu Chua	3,340,654	0.04%

**MANAGEMENT'S DISCUSSION AND ANALYSIS OF FINANCIAL CONDITION
AND RESULTS OF OPERATIONS**

PLAN OF OPERATION

Financial Performance

The following discussion and analysis of financial position and results of operations of PHINMA Energy and its subsidiaries should be read in conjunction with the unaudited interim consolidated financial statements as at June 30, 2019 and the audited consolidated financial statements as at December 31, 2018 and for the six months ended June 30, 2019 and 2018. The unaudited interim consolidated financial statements have been prepared in compliance with the Philippine Financial Reporting Standards.

The Company posted consolidated net loss amounting to ₱556.45 million for the first half of 2019 compared to ₱76.41 million net loss in the same period last year.

The tables below summarize the consolidated results of operations of PHINMA Energy's revenues, costs and expenses for the six months period ended June 30, 2019 and 2018.

Revenues

In thousands	April - June		Jan - June		April - June		Jan - June	
	2019	2018	2019	2018	Inc (Dec)	%	Inc (Dec)	%
Revenue from sale of electricity	4,925,775	4,411,116	8,310,370	8,105,236	514,659	12%	205,134	3%
Dividend income	5,474	6,625	7,585	7,384	(1,152)	-17%	201	3%
Rental income	1,145	161	1,377	316	984	610%	1,061	336%

- The increase in revenue from sale of electricity was attributable to the higher energy sales from the Parent Company's power supply business as a result of the higher WESM prices in the first semester of 2019.
- The dividend income received from the Company's various investments were lower in the second quarter of 2019 but higher for the first half of 2019 compared to the same period last year.
- Rental income increased as the Parent Company leased the previously used office space to a third party.

Costs and Expenses

In thousands	April - June		Jan - June		April - June		Jan - June	
	2019	2018	2019	2018	Inc (Dec)	%	Inc (Dec)	%
General & administrative expenses	144,583	194,660	281,065	350,347	(50,078)	-26%	(69,281)	-20%

- **General and administrative expenses** decreased due to reduction in transportation, contractors' fees, office supplies, communication, meetings and advertising. Also, there were plug and abandonment costs in the first semester of 2018

Other Income and Expenses

In thousands	April - June		Jan - June		April - June		Jan - June	
	2019	2018	2019	2018	Inc (Dec)	%	Inc (Dec)	%
Interest & other finance charges	(121,116)	(107,049)	(235,839)	(213,848)	(14,068)	13%	(21,991)	10%
Equity in net income (losses) of associates & JV	(136,991)	284,564	(60,035)	410,211	(421,555)	-148%	(470,246)	-115%
Other income (loss) - net	19,547	23,772	51,429	54,308	(4,225)	-18%	(2,879)	-5%

- **Interest and other finance charges** went up due to availment of short-term loan in the third quarter of 2018 with higher interest rate.
- **Equity in net loss of associates and JV** was posted in the second quarter of 2019 as compared to 2018 due to lower generation from unscheduled shutdowns of SLTEC.
- **Other income - net** went down due to foreign exchange loss on foreign-currency denominated deposits in the first half of 2019 as compared to foreign exchange gain earned in the same period last year.

Provision for (benefit from) income tax

In thousands	April - June		Jan - June		April - June		Jan - June	
	2018	2017	2019	2018	Inc (Dec)	%	Inc (Dec)	%
Current	7,394	8,953	15,130	17,355	(1,558)	-17%	(2,225)	-13%
Deferred income tax	12,440	(158,464)	36,167	(256,238)	170,904	-108%	292,405	-114%

- The decrease in the **provision for income tax - current** was due to lower consolidated taxable income in the first semester of 2019.
- The **provision for deferred income tax** recorded in the first half of 2019 was due to the tax effect of deferred revenue and non-recognition of deferred tax asset on NOLCO.

Material changes in Consolidated Statements of Financial Position accounts

ASSETS				
In thousands	June 2019	December 2018	Inc (Dec)	%
Current Assets				
Cash and cash equivalents	2,113,367	1,022,366	1,091,001	107%
Short-term investments	-	35,326	(35,326)	-100%
Financial assets at fair value through profit or loss	1,487,478	743,739	743,739	100%
Receivables	3,108,297	2,627,291	481,006	18%
Fuel & spare parts - at cost	245,691	413,673	(167,982)	-41%
Current portion of creditable withholding tax	67,958	79,443	(11,485)	-14%
Other current assets	111,185	182,766	(71,581)	-39%
Asset held for sale	3,546	34,328	(30,782)	-90%
Noncurrent Assets				
Investments and advances	4,045,762	4,322,684	(276,922)	-6%
Financial assets at fair value through other comprehensive income	14,405	257,995	(243,590)	-94%
Goodwill and intangible assets	284,549	320,219	(35,670)	-11%
Deferred income tax assets - net	220,170	261,346	(41,176)	-16%
Net current portion of creditable withholding tax	771,162	704,726	66,436	9%

- The Consolidated Statements of Cash Flows detail the material changes in cash and cash equivalents, short-term investments and financial assets at fair value through profit and loss.
- **Receivables** increased due to higher energy sales.
- **Fuel & spare parts** went down due to decrease in fuel purchases.
- Lower **current portion of creditable withholding tax** was brought about by the application of CWT as payment of income tax due.
- **Other current assets** decreased primarily due to the return of deposit receivable as a result of the expiration of certain contracts.
- Lower **asset held for sale** was due to the sale of the Guimaras Power Plant.
- The decrease in **investments and advances** and **financial assets at fair value through other comprehensive income** was due to the sale of the shares of stocks held by the Company.
- The decrease in **goodwill** and **intangible assets** was brought about by the provision for probable losses set up in the second quarter of 2019.
- **Deferred income tax assets** decreased mainly due to the non-recognition of deferred tax asset of NOLCO and reversal of deferred income.
- The Parent Company has no tax payments in the first semester of 2019 which resulted in the increase in **noncurrent creditable withholding taxes** due to withholding from customer payments.

LIABILITIES AND EQUITY				
In thousands	June 2019	December 2018	Inc (Dec)	%
Current Liabilities				
Accounts payable and other current liabilities	2,759,817	2,269,398	490,419	22%
Income and withholding taxes payable	29,427	11,762	17,665	150%
Due to stockholders	15,182	16,651	(1,469)	-9%
Noncurrent Liabilities				
Long-term loans - net of current portion	5,011,195	6,071,473	(1,060,278)	-17%
Pension & other employment benefits	44,344	40,246	4,098	10%
Deferred income tax liabilities - net	88,111	95,180	(7,069)	-7%
Equity				
Capital Stock	7,521,775	4,889,775	2,632,000	54%
Other equity reserve	(72,336)	18,338	(90,674)	-494%
Unrealized fair value gains on equity instruments at FVOCI	(3,544)	59,772	(63,316)	-106%
Retained earnings	2,802,627	3,303,708	(501,081)	-15%
Non-controlling Interests	(22,101)	45,450	(67,551)	-149%

- Higher **accounts payable and other current liabilities** was due to increase in purchases on account.
- The increase in **income and withholding taxes payable** was mainly due to higher tax withheld in the first semester of 2019.
- **Due to stockholders** account's decrease was brought about by replacement of stale cash dividend checks.
- **Long-term loans - net of current portion** decreased due to the payment of loan.
- **Pension and other employees' benefits** increased due to the accrual of retirement expense in the first half of 2019.
- Lower **deferred income tax liabilities - net** was due to the tax effect of the reversal of unrealized fair value gains on financial assets sold.

Key Performance Indicators

The key performance indicators of PHINMA Energy and its majority owned subsidiaries, as consolidated, are the following:

KPI	Formula	30-Jun-19 Audited	31-Dec-18 Audited	Increase (Decrease)	
				Difference	%
<i>Liquidity Ratios</i>					
Current ratio	$\frac{\text{Current assets}}{\text{Current liabilities}}$	2.06	1.74	0.32	18
Acid test ratio	$\frac{\text{Cash + Short-term investments + Accounts Receivables} + \text{Other liquid assets}}{\text{Current liabilities}}$	1.93	1.49	0.44	29
<i>Solvency Ratios</i>					
Debt/Equity ratio	$\frac{\text{Total Liabilities}}{\text{Total Equity}}$	0.97	1.26	(0.29)	(23)
Asset to equity ratio	$\frac{\text{Total Assets}}{\text{Total Equity}}$	1.97	2.26	(0.29)	(13)
Interest coverage ratio	$\frac{\text{Earnings before interest \& tax (EBIT)}}{\text{Interest expense}}$	(1.14)	(0.47)	(0.67)	141
Net debt to equity ratio	$\frac{\text{Debt - Cash \& cash equivalents}}{\text{Total equity}}$	0.62	1.05	(0.43)	(41)

KPI	Formula	30-Jun-19 Unaudited	30-Jun-18 Unaudited	Increase (Decrease)	
				Difference	%
Profitability Ratios					
Return on equity	$\frac{\text{Net income after tax}}{\text{Average stockholder's equity}}$	-5.97%	-0.85%	(5.12)	603
Return on assets	$\frac{\text{Net income after taxes}}{\text{Total assets}}$	-2.84%	-0.38%	(2.46)	651
Asset turnover	$\frac{\text{Revenues}}{\text{Total assets}}$	42.48%	40.17%	2.31	6

Current ratio & Acid test ratio

Current ratio & acid test ratio increased due to the higher cash & cash equivalents provided by issuance of capital stock. On the other hand, current liabilities increased by 17% due to increase in accounts payable and other current liabilities and income and withholding taxes payable.

Debt to equity ratio and Asset to equity ratio

Debt to equity ratio and asset to equity ratio decreased due to the 23% increase in equity resulting from issuance of new shares of stocks.

Interest coverage ratio

Interest coverage ratio dropped due to net loss before interest and tax incurred in the first semester of 2019.

Net debt to equity ratio

Net debt equity ratio decreased due to loan amortizations and settlement of loan during the second quarter.

Return on equity and assets

Return on equity and assets went down due to net loss incurred in the period.

Asset turnover

Asset turnover slightly increased as revenues and total assets decreased by 3%.

Material events and uncertainties

- There were no events that trigger direct or contingent financial obligation that was material to the Company. There were no contingent assets or contingent liabilities since the last annual balance sheet date.
- There were no material off-balance sheet transactions, arrangements, obligations and other relationships of the Company with unconsolidated entities or other persons created during the reporting period.
- Capital expenditures are planned to rehabilitate and improve the availability and capacity of generation assets. These will be funded by internal resources.
- Any known trends, events or uncertainties that have had or that were reasonably expected to have material favorable or unfavorable impact on net revenues/income from continuing operations
 - The results of operations of the Company and its subsidiaries depend, to a significant extent, on the performance of the Philippine economy.
 - The current highly competitive environment and operation of priority-dispatch variable renewable energy have driven market prices of electricity downward, resulting in lower margins.
 - However, limitations in the supply side due to unscheduled outages of plants have driven WESM prices upwards. Movements in the WESM prices could have a significant favorable or unfavorable impact on the Company's financial results.
- Any known trends or any known demands, commitments, events or uncertainties that will result in or that are reasonably likely to result in the registrant's liquidity increasing or decreasing in any material way - Material to the Company's liquidity and profitability is the reduction in supply costs. The Company is also pursuing customer contracts at higher prices from both the retail and wholesale markets. The Company is also looking at cost optimization at the plant level as well as head office.
- There were no significant elements of income or loss that did not arise from continuing operations that had material effect on the financial condition or result of operations.
- There were no operations subject to seasonality and cyclicity except for the operation of PHINMA Renewable's wind farm. The wind regime is high during the northeast monsoon (amihan) season in the first and fourth quarter when wind turbines generate more power to be supplied to the grid. The generation drops in the second and third quarter due to low wind regime brought about by the southwest monsoon (habagat).
- On July 1, 2019, the Company received the DOE's approval of the relinquishment of SC51. The service contract's deferred exploration cost amounting to ₱32.7M, which was provided with an allowance for probable loss in 2018, will be written off.

Financial Performance

The Company posted consolidated net loss amounting to **₱593.16 million** for the calendar year of 2018 compared to **₱347.17 million** net income in the same period last year.

The tables below summarize the consolidated results of operations of PHINMA Energy's revenues, costs and expenses for the calendar year ended December 31, 2018 and 2017.

Revenues

In thousands	2018	2017	Inc (Dec)	%
Revenue from sale of electricity	15,113,601	17,011,044	(1,897,443)	-11%
Dividend income	9,117	8,483	634	7%
Rental income	674	706	(32)	-5%

- The decrease in **revenue from sale of electricity** was attributable to the lower energy sales from the Parent Company's power supply business as a result of the expiration of certain customers' contracts.
- The **dividend income** received from the Company's various investments were higher in the calendar year 2018.
- **Rental income** decreased as the Parent Company used the previously leased space for its own operations

The Company posted consolidated net loss amounting to **₱556.45 million** for the first half of 2019 compared to **₱76.41 million** net loss in the same period last year.

- The increase in **revenue from sale of electricity** was attributable to the higher energy sales from the Parent Company's power supply business as a result of the higher WESM prices in the first semester of 2019.
- The **dividend income** received from the Company's various investments were lower in the second quarter of 2019 but higher for the first half of 2019 compared to the same period last year.
- **Rental income** increased as the Parent Company leased the previously used office space to a third party.

Costs and Expenses

In thousands	2018	2017	Inc (Dec)	%
Costs of sale of electricity	15,109,491	16,929,239	(1,819,748)	-11%

- The decrease in the **costs of sale of electricity** was mainly due to lower energy sales resulting in lower energy purchased. Reduction in transmission costs, repairs and maintenance, salaries and rent were also reported in 2018.
- **General and administrative expenses** decreased in the second quarter of 2019 due to reduction in transportation, contractors' fees, office supplies, communication, meetings and advertising. Also, there were plug and abandonment costs in the first semester of 2018

Other Income and Expenses

In thousands	2018	2017	Inc (Dec)	%
Interest & other financial charges	(433,649)	(513,566)	79,917	-16%
Equity in net income of associates & JV	532,460	1,024,995	(492,535)	-48%
Other income - net	120,252	105,617	14,635	14%

In thousands	2018	2017	Inc (Dec)	%
Interest & other financial income	96,851	87,185	9,666	11%
Foreign exchange gain (loss) - net	29,329	(8,373)	37,702	-450%
Gain (loss) on derivatives - net	(15,056)	9,399	(24,455)	-260%
Gain (loss) on sale of:				
Investments	5,834	-	5,834	100%
Property, plant & equipment	254	-	254	100%
AFS investments	-	(17)	17	100%
Provision for unrecoverable input tax	(43,712)	-	(43,712)	100%
Others	46,745	17,423	29,322	168%

- **Interest and other finance charges** went down due to payment of the amortization of long-term loans of the Parent Company and its subsidiary.
- Lower **equity in net income of associates and JV** were posted in 2018 as compared to 2017 due to lower generation from unscheduled shutdowns of SLTEC during the third quarter of 2018.
- **Other income - net** went up due to the combined effects of the following:
 - Increase in interest and other financial income due to higher fair value gains on investments held for trading and higher level of investments.
 - Higher YTD foreign exchange gain on foreign-currency denominated deposits due to depreciation of peso in 2018.
 - Loss on derivatives was posted in 2018 as compared to gain on derivatives in 2017. This was primarily from forward contracts entered into in 2017 that matured in 2018.
 - Gain was realized on the sale of property, plant and equipment and investment in 2018.
 - Loss on sale of AFS investments in 2017 was incurred due to lower market value of shares.
 - Reimbursement of expenses was collected in 2018.
 - **Interest and other finance charges** went up for the first semester of 2019 due to availment of short-term loan in the third quarter of 2018 with higher interest rate.
 - **Equity in net loss of associates and JV** was posted in the second quarter of 2019 as compared to 2018 due to lower generation from unscheduled shutdowns of SLTEC.
 - **Other income – net** went down due to foreign exchange loss on foreign-currency denominated deposits in the first half of 2019 as compared to foreign exchange gain earned in the same period last year.

Provision for (benefit from) income tax

In thousands	2018	2017	Inc (Dec)	%
Current	20,699	72,722	(52,023)	-72%
Deferred income tax	150,904	(376,400)	527,304	-140%

- The decrease in the provision for income tax - current was due to lower consolidated taxable income in 2018. The same is true for the first semester of 2019.
- Lower benefit from deferred income tax in 2018 was due to the tax effect of deferred revenue and non-recognition of deferred tax asset on NOLCO in 2018. The **provision for deferred income tax** recorded in the first semester of 2019 was due to the tax effect of deferred revenue and non-recognition of deferred tax asset on NOLCO.

Material changes in Consolidated Statements of Financial Position accounts

ASSETS				
In thousands	2018	2017	Inc (Dec)	%
Current Assets				
Cash and cash equivalents	1,022,366	1,300,999	(278,633)	-21%
Short-term investments	35,326	478,362	(443,036)	-93%
Investments held for trading	-	1,483,519	(1,483,519)	-100%
Financial assets at fair value through profit or loss (FVTPL)	743,739	-	743,739	100%
Fuel & spare parts	413,673	321,525	92,148	29%
Current portion of:				
Input VAT	26,332	20,127	6,205	31%
Creditable withholding taxes	79,443	598,526	(519,083)	-87%
Other current assets	182,766	281,593	(98,827)	-35%
Asset held for sale	34,328	-	34,328	100%
Noncurrent Assets				
Property, plant & equipment	5,760,963	6,130,201	(369,238)	-6%
Investments and advances	4,322,684	4,057,602	265,082	7%
Financial assets at:				
Fair value through other comprehensive income (FVOCI)	257,995	-	257,995	100%
FVTPL	5,452	-	5,452	100%
Available-for-sale investments	-	293,127	(293,127)	100%
Investment properties	13,085	50,915	(37,830)	-74%
Goodwill and other intangible assets	320,219	380,146	(59,927)	-16%
Deferred income tax assets - net	261,346	430,280	(168,934)	-39%
Net of current portion:				
Creditable withholding tax	704,726	-	704,726	100%

- The Consolidated Statements of Cash Flows detail the material changes in cash and cash equivalents, short-term investments, investments held for trading and financial assets at fair value through profit or loss.
- **Receivables** increased for the first semester of 2019 due to higher energy sales.
- **Fuel & spare parts** increased due to increase in fuel purchases coupled with higher fuel cost. In the first semester of 2019, fuel & spare parts went down due to decrease in fuel purchases.
- **Current portion of VAT** increased due to higher deferred input tax.
- The Parent Company has no taxable income in 2018 which resulted in the reclassification of its **current creditable withholding taxes** to **noncurrent**. For the first semester of 2019, lower current portion of creditable withholding tax was brought about by the application of CWT as payment of income tax due.
- **Other current assets** decreased primarily due to the application of deposit receivable and reclassification from current to noncurrent. For the first semester of 2019, other current assets further decreased primarily due to the return of deposit receivable as a result of the expiration of certain contracts.
- **Assets held for sale** were recognized in 2018. The decrease in the assets held for sale at the end of the first semester of 2019 was due to the sale of the Guimaras Power Plant.
- **Investment property** on the other hand decreased due to reclassification of the property to asset held for sale account. The further decrease in the second quarter of 2019 in investments and

advances and financial assets at fair value through other comprehensive income was due to the sale of the shares of stocks held by the Company.

- The decrease in **property, plant and equipment** was primarily due to depreciation recorded in 2018 and collection of insurance claim.
- The increase in **investments in associates and joint ventures** was brought about by reclassification of investment in subsidiary (PHINMA Solar) to investment in joint venture.
- With the implementation of PFRS 9, **available-for-sale investments** was reclassified into **financial assets at fair value through other comprehensive income and fair value through profit or loss**. The Parent Company sold its financial assets at fair value through other comprehensive income in 2018.
- **Investment properties** decreased due to the depreciation expense recorded during the year and the reclassification to asset held for sale.
- **Goodwill and other intangible assets** dropped due to provision for probable losses on deferred exploration costs set up in 2018. In the second quarter of 2019, the provision for probable losses set up resulting to the decrease in goodwill and intangible assets.
- **Deferred income tax assets** decreased mainly due to the non-recognition of deferred tax asset of NOLCO and reversal of deferred income.
- The Parent Company has no tax payments in the first semester of 2019 which resulted in the increase in **noncurrent creditable withholding taxes** due to withholding from customer payments.

LIABILITIES AND EQUITY				
In thousands	2018	2017	Inc (Dec)	%
Current Liabilities				
Short-term loans	400,000	-	400,000	100%
Accounts payable and other current liabilities	2,269,398	2,758,982	(489,584)	-18%
Income and withholding taxes payable	11,762	42,308	(30,546)	-72%
Due to stockholder	16,651	15,300	1,351	9%
Current portion of long-term loans	265,460	226,949	38,511	17%
Noncurrent Liabilities				
Long-term loans - net of current portion	6,071,473	6,622,427	(550,954)	-8%
Pension & other employment benefits	40,246	36,110	4,136	11%
Deferred tax income liabilities - net	95,180	111,387	(16,207)	-15%
Other noncurrent liabilities	1,383,077	1,805,511	(422,434)	-23%
Equity				
Unrealized fair value gains on equity instruments at FVOCI	59,772	-	59,772	100%
Unrealized fair value gains on AFS investments	-	85,924	(85,924)	-100%
Remeasurement gains (losses) on defined benefit plan	536	(3,130)	3,666	-117%
Accumulated share in other comprehensive income of a joint venture	(2,193)	(3,413)	1,220	-36%
Retained earnings	3,303,708	4,018,980	(715,272)	-18%
Non-controlling Interests	45,450	78,110	(32,660)	-42%

- **Short-term loan** was availed in the third quarter of 2018.
- **Accounts payable and other current liabilities** decreased due to the settlement of purchases on account and lower level of payables to SLTEC whose Unit 2 was not operating as of yearend 2018. For the first semester of 2018, the higher accounts payable and other current liabilities was due to increase in purchases on account.
- The decrease in **income and withholding taxes payable** was mainly due to lower tax withheld at the end of 2018, while the increase in income and withholding taxes payable in the first semester of 2019 was mainly due to higher tax withheld.
- **Due to stockholders** account's increase was brought about by unclaimed cash dividend checks in 2018, but in the first semester of 2019, the decrease was brought about by replacement of stale cash dividend checks.
- Principal amounts payable within one (1) year were reclassified from **noncurrent** to **current portion of long-term loans**. For the first semester of 2019, long-term loans – net of current portion decreased due to the payment of loan.
- **Pension and other employees' benefits** increased due to the accrual of retirement expense in 2018, but in the first half of 2019, the same increased due to the accrual of retirement expense.
- **Deferred income tax liabilities – net** decreased due to tax effect of the depreciation of leasehold rights and excess of cost over fair value of power plant. For the first semester of 2019, lower deferred income tax liabilities – net was due to the tax effect of the reversal of unrealized fair value gains on financial assets sold.
- **Other noncurrent liabilities** decreased due to amortization of deferred revenue in 2018.
- The movements in **Unrealized fair value gains on equity instruments at FVOCI** and **Unrealized fair value gains on AFS investments** were due to the initial application of PFRS 9.
- The movement of **remeasurement gains (losses) on defined benefit plan** was due to the actuarial gains booked in 2018.

- **Accumulated share in other comprehensive income of a joint venture** decreased due to the adjustment in remeasurement loss on defined benefit plan of MGI and SLTEC.
- **Retained earnings** decreased due to cash dividends paid and net loss incurred in 2018.
- **Non-controlling interests** decreased due to net loss incurred in 2018.

Key Performance Indicators

The key performance indicators of PHINMA Energy and its majority owned subsidiaries, as consolidated, are the following:

KPI	Formula	31-Dec-18 Audited	31-Dec-17 Audited	Increase (Decrease)	
				Difference	%
<i>Liquidity Ratios</i>					
Current ratio	$\frac{\text{Current assets}}{\text{Current liabilities}}$	1.74	2.37	(0.63)	(27)
Acid test ratio	$\frac{\text{Cash + Short-term investments + Accounts Receivables + Other liquid assets}}{\text{Current liabilities}}$	1.49	1.97	(0.48)	(24)
<i>Solvency Ratios</i>					
Debt/Equity ratio	$\frac{\text{Total Liabilities}}{\text{Total Equity}}$	1.26	1.27	(0.01)	(1)
Asset to equity ratio	$\frac{\text{Total Assets}}{\text{Total Equity}}$	2.26	2.27	(0.01)	(0)
Interest coverage ratio	$\frac{\text{Earnings before interest \& tax (EBIT)}}{\text{Interest expense}}$	0.03	1.08	(1.06)	(97)
Net debt to equity ratio	$\frac{\text{Debt - Cash \& cash equivalents}}{\text{Total equity}}$	1.13	0.91	0.22	24

KPI	Formula	31-Dec-18 Unaudited	31-Dec-17 Unaudited	Increase (Decrease)	
				Difference	%
Profitability Ratios					
Return on equity	Net income after tax	-6.77%	3.83%	(10.60)	(277)
	Average stockholder's equity				
Return on assets	Net income after taxes	-2.96%	1.68%	(4.64)	(277)
	Total assets				
Asset turnover	Revenues	75.58%	82.16%	(6.58)	(8)
	Total assets				

Current ratio & Acid test ratio

Current ratio & acid test ratio decreased due to the twenty-eight (28%) decrease in current assets primarily brought about by the decrease in cash & cash equivalents used in operating activities and reclassification of creditable withholding tax from current to noncurrent. On the other hand, current liabilities increased by three percent (3%) due to increase in current portion of long-term loans and availment of short-term loan in 2018. For the first semester of 2019, the increased due to the higher cash and cash equivalents provided by issuance of capital stock to AC Energy, Inc. On the other hand, for the first semester of 2019, current liabilities increased by seventeen percent (17%) due to increase in accounts payable and other current liabilities and income and withholding taxes payable.

Debt to equity ratio and Asset to equity ratio

Debt to equity ratio and asset to equity ratio slightly increased due to the eight percent (8%) decrease in equity brought about by payment of cash dividends and net loss incurred in 2018. For the first semester of 2019, the decreased was due to the twenty-three percent (23%) increase in equity resulting from issuance of new shares of stocks.

Interest coverage ratio

Interest coverage ratio dropped brought about by net loss before interest and tax in 2018, which led to the further decrease for the first semester of 2019.

Net debt to equity ratio

Net debt equity ratio slightly increased due to the decline in equity. For the first semester of 2019, the further decrease was due to loan amortizations and settlement of loan during the second quarter of 2019.

Return on equity and assets

Return on equity and assets went down due to net loss incurred in the period both for the year ended 2018 and the first semester of 2019.

Asset turnover

Asset turnover slightly decreased as revenues decreased by eleven percent (11%) but there was a slightly increase for the first semester of 2019 as revenues and total assets decreased by three percent (3%).

Interest coverage ratio dropped due to net loss before interest and tax incurred in the first semester of 2019.

Material events and uncertainties

- There were no events that trigger direct or contingent financial obligation that was material to the Company. There were no contingent assets or contingent liabilities since the last annual balance sheet date.
- There were no material off-balance sheet transactions, arrangements, obligations and other relationships of the Company with unconsolidated entities or other persons created during the reporting period.
- There were no material events that had occurred subsequent to the balance sheet date except for the event after the reporting period disclosed in Note 39 of the Consolidated Financial Statements. Capital expenditures are planned to rehabilitate and improve the availability and capacity of generation assets. These will be funded by internal resources.
- Any material commitments for capital expenditures, the general purpose of such commitments, and the expected sources of funds for such expenditures -
 - The Company has 40 MW expansion of the Guimaras wind farm and 45 MW solar farm in Batangas. Negotiations with interested parties and various distribution utilities are on-going. The plan for funding these projects will come partly from participation of offtakers and partly from external capital.
- Any known trends, events or uncertainties that have had or that were reasonably expected to have material favorable or unfavorable impact on net revenues/income from continuing operations
 - The results of operations of the Company and its subsidiaries depend, to a significant extent, on the performance of the Philippine economy.
 - The current highly competitive environment and operation of priority-dispatch variable renewable energy have driven market prices of electricity downward, resulting in lower margins.
 - Movements in the WESM prices could have a significant favorable or unfavorable impact on the Company's financial results. Limitations in the supply side due to unscheduled outages of plants have driven WESM prices upwards.
- Any known trends or any known demands, commitments, events or uncertainties that will result in or that are reasonably likely to result in the registrant's liquidity increasing or decreasing in any material way – Material to the Company's liquidity and profitability is the negotiations to reduce supply costs. The Company is also pursuing customer contracts at higher prices from both the retail and wholesale markets. The Company has identified low-earning assets and have offered these in the market. The Company is also looking at cost optimization and reduction in operating expenses at the plant level as well as head office.
- There were no significant elements of income or loss that did not arise from continuing operations that had material effect on the financial condition or result of operations.
- There were no operations subject to seasonality and cyclicity except for the operation of PHINMA Renewable's wind farm. The wind regime is high during the northeast monsoon ("amihan") season in the first and fourth quarter when wind turbines generate more power to be supplied to the grid. The generation drops in the second and third quarter due to low wind regime brought about by the southwest monsoon ("habagat").
- On 01 July 2019, the Company received the DOE's approval of the relinquishment of SC51. The service contract's deferred exploration cost amounting to ₱32.7M, which was provided with an allowance for probable loss in 2018, will be written off.

Financial Performance

The Company posted consolidated net income amounting to **₱347 million** for the year ended 2017 compared to **₱1.38 billion** in previous year. The following are the material changes in the Consolidated Statements of Income for the year ended December 31, 2017 and 2016:

Revenues

In thousands	For the year ended		Inc (Dec)	%
	2017	2016		
Revenue from sale of electricity	17,011,044	15,465,866	1,545,178	10%
Dividend income	8,483	7,433	1,050	14%
Rental income	706	4,574	(3,868)	-85%

- The increase in **revenues from sale of electricity** was primarily due to the higher energy sales from the Parent Company's power supply business as the Company was able to close new retail electricity supplier (RES) contracts, tempered by the low market prices during the year.
- The **dividend income** received from the Company's various investments were higher in 2017 compared to 2016.
- **Rental income** decreased as a result of the non-renewal of one of the Parent Company's rental contracts and the Company's use of the office space.

Costs and Expenses

In thousands	For the year ended		Inc (Dec)	%
	2017	2016		
Costs of sale of electricity	16,929,239	14,105,874	2,823,365	20%
General & administrative expenses	664,550	899,635	(235,085)	-26%

- The increase in the **costs of sale of electricity** was mainly due to the higher RES sales and termination costs of the Administration Agreement for the 40 megawatt strip of energy of the Unified Leyte Geothermal Power Plant. The termination allows the Company to improve its supply costs while maintaining a diversified portfolio.
- The decrease in **general and administrative expenses** is mainly due to lower employee costs, professional fees and provision for probable losses on deferred exploration costs. In 2016, the Company booked one-time capital gains tax and provision for doubtful accounts.

Other Income and Expenses

In thousands	For the year ended			%
	2017	2016	Inc (Dec)	
Interest & other financial charges	(513,566)	(468,485)	(45,081)	10%
Equity in net earnings of associates & JV	1,024,995	886,224	138,771	16%
Other income - net*	105,618	552,879	(447,261)	-81%

In thousands	For the year ended			%
	2017	2016	Inc (Dec)	
*Other income - net				
Interest & other financial income	87,185	46,077	41,108	89%
Gain on derivatives - net	9,399	8,741	658	8%
Foreign exchange loss - net	(8,373)	(7,208)	(1,165)	16%
Provision for unrecoverable input tax	-	(2,568)	2,568	
Gain (loss) on sale of:				
Property, plant & equipment	-	27,863	(27,863)	
Available-for-sale investments	(17)	7	(24)	-343%
Investments	-	444,207	(444,207)	
Others	17,424	35,760	(18,336)	-51%
	<u>105,618</u>	<u>552,879</u>	<u>(447,261)</u>	

- **Interest and other finance charges** went up due to additional long-term loan availed by the Parent Company.
- Higher **equity in net income of associates and JV** were posted in 2017 due to scheduled and forced outages of SLTEC and MGI in 2016.
- **Other income - net** - went down due to the combined effects of the following:
 - Increase in interest and other financial income due to higher fair value gains on investments held for trading and higher level of investments.
 - Increase of gain on derivatives primarily from forward contracts entered into in 2017.
 - Higher foreign exchange loss on foreign-currency denominated deposits from appreciation of peso by end of 2017.
 - Allowance was provided for unrecoverable input tax in 2016.
 - Gain on sale of transmission assets of CIP and TAREC to a third party in 2016.
 - Gain was realized on the sale of available-for-sale investments in 2016 as compared to loss in 2017.
 - Sale of 5% interest in SLTEC in 2016. The decrease in miscellaneous income during the year was due to lower shared and pass-through expenses.

Provision for (benefit from) income tax

In thousands	For the year ended			%
	2017	2016	Inc (Dec)	
Current	72,722	114,623	(41,901)	-37%
Deferred income tax	(376,400)	(54,172)	(322,228)	595%

- The decrease in the provision for income tax - current was due to lower consolidated taxable income in 2017.
- Higher **benefit from deferred income tax** in 2017 was due to the tax effect of pension and other post-employment benefits, NOLCO, deferred revenues and the difference between the fair value of initial recognition and transaction price of long-term receivables.

Material changes in Consolidated Statements of Financial Position accounts

Financial Highlights

ASSETS				
In thousands	Year ended December		Inc (Dec)	%
	2017	2016		
Current Assets				
Cash and cash equivalents	1,300,999	395,582	905,417	229%
Short-term investments	478,362	2,498	475,864	19050%
Investments held for trading	1,483,519	3,061,270	(1,577,751)	-52%
Fuel & spare parts - at cost	321,525	231,146	90,379	39%
Other current assets	1,236,005	1,136,005	100,000	9%
Noncurrent Assets				
Available-for-sale investments	293,127	309,070	(15,943)	-5%
Investment properties	50,915	24,380	26,535	109%
Deferred tax income assets - net	430,280	71,849	358,431	499%

- The Consolidated Statements of Cash Flows detail the material changes in cash and cash equivalents, short-term investments and investments held for trading.
- **Fuel & spare parts** increased due to increased inventory of bunker fuel oil.
- **Other current assets** increased due increase in input taxes, creditable withholding taxes and deposit receivable related to operations.
- **Available-for-sale investments** decreased due to lower market value of investments.
- **Investment properties** increased as a result of reclassification of fixed assets from property, plant and equipment in 2017.
- **Deferred income tax assets** increased due to the tax effect of pension & other post-employment benefits, NOLCO, deferred revenues and difference in fair value of financial instruments.

LIABILITIES				
In thousands	Year ended December		Inc (Dec)	%
	2017	2016		
Current Liabilities				
Accounts payable and other current liabilities	3,882,493	4,118,674	(236,181)	-6%
Income and withholding taxes payable	42,308	99,396	(57,088)	-57%
Due to stockholders	15,300	91,203	(75,903)	-83%
Current portion of long-term loans	226,949	200,785	26,164	13%
Noncurrent Liabilities				
Pension & other employment benefits	36,110	47,585	(11,475)	-24%
Deferred tax income liabilities - net	111,387	126,890	(15,503)	-12%
Other noncurrent liabilities	682,000	148,252	533,748	360%
Equity				
Unrealized fair value gains on available-for sale investments	85,924	109,366	(23,442)	-21%
Remeasurement losses on defined benefit plan	(3,130)	(8,562)	5,432	-63%
Accumulated share in other comprehensive income of a joint venture	(3,413)	(277)	(3,136)	1132%
Non-controlling Interests	78,110	84,706	(6,596)	-8%

- **Accounts payable and other current liabilities** is lower due to the decrease in trade payables and output tax.
- The decrease in **income and withholding taxes payable** was mainly due to lower tax withheld at the end of 2017.
- **Due to stockholders** decreased due to the settlement of cash dividend declared in December 16, 2016.
- **Current portion of long-term loans** increased due to higher maturing loan repayments.
- **Pension and other employees' benefits** decreased due to the lower accrual of retirement expense during the year.
- **Deferred income tax liabilities** decreased due to tax effect of the amortization of leasehold rights and depreciation of excess of fair value over cost of power plant.
- **Other noncurrent liabilities** significantly jumped due to deferred revenue and long-term security deposits of new customers.
- **Unrealized fair value gains on available-for-sale investments** declined due to the decrease in value of stock investments.
- **Remeasurement losses on defined benefit plan** decreased due to actuarial gains recognized in 2017.
- **Accumulated share in other comprehensive income of a joint venture** increased due to the adjustment in remeasurement loss on defined benefit plan of SLTEC.
- **Non-controlling interests** decreased due to the net losses posted by TA Petroleum and Palawan55.

Key Performance Indicators

The key performance indicators of PHINMA Energy and its majority owned subsidiaries, as consolidated, are the following:

KPI	Formula	31-Dec-17 Audited	31-Dec-16 Audited	Increase (Decrease)	
				Difference	%
<i>Liquidity Ratios</i>					
Current ratio	$\frac{\text{Current assets}}{\text{Current liabilities}}$	2.08	1.92	0.16	8
Acid test ratio	$\frac{\text{Cash + Short-term investments + Accounts Receivables + Other liquid assets}}{\text{Current liabilities}}$	1.71	1.62	0.09	6
<i>Solvency Ratios</i>					
Debt/Equity ratio	$\frac{\text{Total Liabilities}}{\text{Total Equity}}$	1.27	1.29	(0.02)	(2)
Asset to equity ratio	$\frac{\text{Total Assets}}{\text{Total Equity}}$	2.27	2.29	(0.02)	(1)
Interest coverage ratio	$\frac{\text{Earnings before interest \& tax (EBIT)}}{\text{Interest expense}}$	1.08	4.08	(3.00)	(73)
Net Debt to Equity Ratio	$\frac{\text{Debt - Cash \& cash equivalents}}{\text{Total equity}}$	0.91	0.91	0.01	1

KPI	Formula	31-Dec-17 Unaudited	31-Dec-16 Unaudited	Increase (Decrease)	
				Difference	%
Profitability Ratios					
Return on equity	Net income after tax	3.83%	16.30%	(12.47)	(77)
	Average stockholder's equity				
Return on assets	Net income after taxes	1.68%	7.04%	(5.36)	(76)
	Total assets				
Asset turnover	Revenues	82.25%	78.86%	3.39	4
	Total assets				

Current ratio & Acid test ratio

Current ratio & acid test ratio slightly increased due to the 8% decrease in liabilities while assets remained the same.

Debt to equity ratio

Debt to equity ratio slightly decreased due to the 2% increase in equity brought about by net income for the year less payment of cash dividends.

Asset to equity ratio

Asset to equity ratio slightly decreased as total assets minimally increased by 1% as compared to 2% increase in total equity.

Interest coverage ratio

Interest coverage ratio decreased brought about by lower earnings before interest and tax in 2017 as compared to 2016.

Net debt to equity ratio

Net debt equity ratio remained the same.

Return on equity and assets

Return on equity and assets went down due to lower net income in 2017.

Asset turnover

Asset turnover slightly increased as revenues increased by 52% as compared to 9% increase in average total assets.

Material events and uncertainties

- Any known trends or any known demands, commitments, events or uncertainties that will result in or that are reasonably likely to result in the registrant's liquidity increasing or decreasing in any material way – The Company does not expect any liquidity problems
- There were no events that trigger direct or contingent financial obligation that was material to the Company. There were no contingent assets or contingent liabilities since the last annual balance sheet date.
- There were no material off-balance sheet transactions, arrangements, obligations and other relationships of the Company with unconsolidated entities or other persons created during the reporting period.
- Any material commitments for capital expenditures, the general purpose of such commitments, and the expected sources of funds for such expenditures -
 - The Parent Company will use internally generated funds for continuing the rehabilitation of the power barges acquired from PSALM.
 - The Company has wind, solar, hydro and interest in geothermal service contracts which are in various stages of development. The Company is also exploring other opportunities in the power business and related businesses and plans to finance such projects with a combination of equity and debt in the project company.
- Any known trends, events or uncertainties that have had or that were reasonably expected to have material favorable or unfavorable impact on net revenues/income from continuing operations
 - The results of operations of the Company and its subsidiaries depend, to a significant extent, on the performance of the Philippine economy.
 - The company was able to achieve a significant volume of customer migration due to the implementation of Retail Competition and Open Access (RCOA). PHINMA Energy ended the year as the second largest single electricity supplier with a market share of 12.2%
 - However, a more competitive environment and operation of priority-dispatch variable renewable energy have driven market prices of electricity downward, resulting in lower margins.
 - Movements in the WESM prices could have a significant favorable or unfavorable impact on the Company's financial results.
 - The Company is continuously working to close mutually beneficial contracts with customers and manage supply portfolio costs.
- There were no significant elements of income or loss that did not arise from continuing operations that had material effect on the financial condition or result of operations.
- There were no operations subject to seasonality and cyclicity except for the operation of TAREC's wind farm. The wind regime is high during the first quarter due to the northeast monsoon and wind turbines generate more power to be supplied to the grid. The generation drops in the second and third quarter due to low wind regime brought about by the southwest monsoon.
- There were no material events that had occurred subsequent to the balance sheet date that have not been reflected in the Financial Statements and this report.

Financial Performance

The Company posted a higher consolidated net income amounting to **1.38 billion** for the year ended 2016 as compared to previous year amounting to **906 million**. The following are the material changes in the Consolidated Statements of Income for the year ended December 31, 2016 and 2015:

Revenues

<i>In thousands</i>	For the years ended December			
	2016	2015	Inc (Dec)	%
Revenue from sale of electricity	₱ 15,465,866	₱ 13,456,926	₱ 2,008,940	15
Dividend income	7,433	8,797	(1,364)	(16)

- The increase in **revenues from sale of electricity** was primarily due to the higher energy sales from the Parent Company's power supply business and from the sale of electricity of Trans-Asia Renewable Energy Corporation (TAREC) and Power Barges 101 and 102, which declared commercial operations in February 2016.
- The **dividend income** received from the Company's various investments were lesser in 2016 as compared to 2015 as the latter included cash dividend received from Union Galvasteel Corporation.

Costs and Expenses

<i>In thousands</i>	For the years ended December			
	2016	2015	Inc (Dec)	%
Cost of sale of electricity	₱ 14,105,874	₱ 11,813,442	₱ 2,292,432	19
General & administrative expenses	899,635	510,466	389,169	76
Total Costs and Expenses	₱ 15,005,509	₱ 12,323,908	₱ 2,681,601	22

- The increase in the **cost from sale of electricity** was mainly due to the higher energy sales in kWh. Cost of repairs and maintenance also went up with the full operation of TAREC, PB 101 and PB 102. Taxes and licenses and other costs incurred in operating the power barges including salaries, pension and employees benefits and depreciation made up the rest of the increases. PB 103, currently located in Cebu, is still undergoing rehabilitation.
- The increase in **general and administrative expenses** is mainly due to higher salaries and professional fees, increased level of operations which resulted in higher taxes and licenses and headcount, provision for doubtful account and provision for probable losses on deferred exploration costs.

Other Income and Expenses

<i>In thousands</i>	For the year ended December			
	2016	2015	Inc (Dec)	%
Interest & other finance charges	(₱ 468,485)	(₱ 449,480)	(₱ 19,005)	4
Equity in net income of associates & JV	886,224	372,214	514,010	138
Other income (loss) – net*	552,879	45,823	507,056	1,107

<i>In thousands</i>	For the year ended December			
	2016	2015	Inc (Dec)	%
<i>*Other income (loss)</i>				
Interest & other financial income	₱ 46,077	₱ 16,257	₱ 29,820	183
Gain (loss) on sale of:				
Property, plant & equipment	27,863	(3,284)	31,147	-
AFS investments	7	(18)	25	-
Investment	444,207	213	443,993	208,447
Gain on derivatives - net	8,741	18,048	(9,307)	(52)
Foreign exchange loss - net	(7,208)	(20,880)	(13,672)	65
Unrecoverable input tax	(2,568)	-	(2,568)	-
Impairment loss on AFS investments	-	(12,424)	12,424	-
Option fee	-	35,159	(35,159)	-
Others	35,760	12,752	23,008	180

- **Interest and other finance charges** went up due to higher long-term debt of TAREC.
- Higher **equity in net income of associates and JV** was accounted for by higher earnings include the contribution of South Luzon Thermal Energy Corporation (SLTEC), with both Unit 1 and Unit 2 in commercial operations. Unit 2 started commercial operations in February 2016.
- **Other income (loss) - net** - went up due to the combined effects of the following:
 - Increase in interest and other financial income due to higher fair value gains on investments held for trading and accretion of the discount on the receivables.
 - Gain on sale of transmission assets of CIP and TAREC to a third party.
 - Gain was realized on the sale of available-for-sale investments in 2016.
 - Sale of 5% interest in SLTEC.
 - Decrease of gain on embedded derivatives primarily from lower fuel inventory compared to 2015.
 - Lower realized foreign exchange loss on foreign-currency denominated deposits from depreciation of peso.
 - Allowance was provided for unrecoverable input tax
 - There was no impairment loss on AFS investment 2016.
 - Option fee for SC 55 was booked as income in 2015.
 - Increase in miscellaneous income during the year was due to billing of shared and pass-through expenses.

Provision for (benefit from) income tax

<i>In thousands</i>	For the year ended December			
	2016	2015	Inc (Dec)	%
Current	₱ 114,623	₱ 221,437	(₱ 106,814)	(48)
Deferred income tax	(54,172)	(12,469)	(41,703)	334
Total provision for income tax	₱ 60,451	₱ 208,967	(₱ 148,517)	(71%)

- The decrease in the provision for income tax was due to lower taxable income of the parent company. PHINMA Renewable Energy Corporation is entitled to income tax holiday incentive for the operation of its wind farm in Guimaras.

- Higher **benefit from deferred income tax** in 2016 was due to the tax effect of the provision for doubtful accounts, provision for probable losses on deferred exploration costs and the difference between the fair value at initial recognition and transaction price of long-term receivables.

Material changes in Consolidated Statements of Financial Position accounts

Financial Highlights

<i>In thousand</i>	Years ended December		Increase (Decrease)	
	2016	2015	Amount	%
ASSETS				
Cash and cash equivalents	₱ 395,582	₱ 355,743	₱ 39,839	11
Short-term investments	2,498	-	2,498	-
Investments held for trading	3,061,270	942,142	2,119,128	225
Receivables	3,846,003	3,466,310	379,693	11
Fuel & spare parts - at cost	231,146	310,929	(79,783)	(26)
Other current assets	1,136,005	1,052,366	83,639	8
Plant, property and equipment	6,414,568	7,381,816	(967,248)	(13)
Investments properties	24,380	26,341	(1,961)	(7)
Goodwill & other intangible assets	391,000	434,586	(43,586)	(10)
Deferred income tax assets - net	71,849	31,303	40,546	130
Other noncurrent assets	725,363	157,328	568,035	361

- The Consolidated Statements of Cash Flows detail the material changes in cash and cash equivalents, short-term investments and investments held for trading.
- **Receivables** slightly rose due to additional customers of the Parent Company and the recognition of FIT-All receivables by TAREC from the National Transmission Corporation.
- **Fuel & spare parts** declined due to decreased inventory of bunker fuel oil and due to consignment contract.
- **Other current assets** increased due increase in input taxes, creditable withholding taxes and deposit receivable.
- The decrease in **plant, property and equipment** was mainly attributable to the disposal of the transmission assets of TAREC and CIPP.
- **Investment properties** decreased as a result of depreciation recognized in 2016.
- **Goodwill and other intangible assets** dropped due to the provision for probable losses recognized in 2016, reclassification of deferred exploration costs to receivables and amortization of leasehold rights.
- **Deferred income tax assets** increased due to the tax effect of pension & other post-employment benefits, provision for doubtful accounts, provision for probable losses and difference in fair value of financial instruments.
- **Other noncurrent assets** significantly increased mainly due to the long-term receivable arising from the sale of transmission assets.

<i>In thousand</i>	Year ended December 31		Increase (decrease)	
	2016	2015	Amount	%
LIABILITIES & EQUITY				
Accounts payable and other current liabilities	₱ 4,118,674	₱ 3,104,537	₱ 1,014,137	33
Income and withholding taxes payable	99,396	65,517	33,879	52
Due to stockholders	91,203	11,570	79,633	688
Current portion of long-term loans	200,785	58,454	142,331	243
Long-term loans - net of current portion	6,793,566	7,131,048	(337,482)	(5)
Pension & other employment benefits	47,585	33,813	13,772	41

Deferred tax income liabilities - net	126,890	142,554	(15,664)	(11)
Other noncurrent liabilities	148,252	118,383	29,869	25
Additional paid in capital	81,209	40,783	40,426	99
Other equity reserve	18,338	34,913	(16,575)	(47)
Unrealized FV gains on AFS investments	109,366	101,478	7,888	8
Remeasurement losses on defined benefit plan	(8,562)	(2,735)	5,827	213
Accumulated share in OCI of JV	(277)	(357)	(80)	(22)
Retained Earnings	3,859,659	2,845,559	1,014,100	36
Non-controlling interests	84,706	104,403	(19,697)	19

Liabilities and Equity

- **Accounts payable and other current liabilities** increased due to the increase in due to related parties, accrued expenses and nontrade payables.
- The increase in **income and withholding taxes payable** was due to higher income taxes withheld for remittance to the BIR.
- **Due to stockholders** rose due to the cash dividend declared in December 16, 2016 and paid on January 16, 2017.
- Total **long-term loans (current & non-current)** declined due to partial settlement of PHINMA R.E. loans upon receipt of the proceeds from its sale of transmission assets.
- **Pension and other employees' benefits** increased due to the accrual of retirement expense during the year.
- **Deferred income tax liabilities** decreased due to tax effect of the amortization of leasehold rights and depreciation of excess of fair value over cost of power plant.
- **Other non-current liabilities** increased due to additional security deposits from various customers and finance lease obligation of PHINMA R.E.
- The increase in **additional paid in capital** and decrease in **other equity reserve** is attributable to the issuance of capital stock due to exercise of employee stock options and reclassification of the forfeited stock options from other equity reserve to additional paid-in capital.
- **Accumulated share in other comprehensive income of joint venture** decreased due to the adjustment in remeasurement loss on defined benefit plan of SLTEC.
- **Retained earnings** went up due to higher profit in 2016, net of dividends declared during the year.
- **Non-controlling interests** decreased due to the net losses posted by PHINMA Petroleum and Geothermal Inc. and Palawan55.

The key performance indicators of PHINMA Energy and its majority owned subsidiaries, as consolidated, are the following:

KPI	Formula	31-Dec-16	31-Dec-15	Increase (Decrease)	
				Difference	%
<i>Liquidity Ratios</i> Current ratio	Current assets	1.92	1.89	0.03	2
	Current liabilities				
Acid test ratio	Cash + Short-term investments + Accounts Receivables + Other liquid assets	1.62	1.47	0.15	10
	Current liabilities				
<i>Solvency Ratios</i> Debt/Equity ratio	Total Liabilities	1.29	1.34	(0.05)	(4)
	Total Equity				
Asset to equity ratio	Total Assets	2.29	2.34	(0.05)	(2)
Interest coverage ratio	Total Equity	4.08	3.48	0.60	17
	Earnings before interest & tax (EBIT)				
Net Debt to Equity Ratio	Interest expense	0.91	1.18	(0.27)	(23)
	Debt - Cash & cash equivalents, short-term investments and investment held for trading				
	Total equity				

KPI	Formula	31-Dec-16	31-Dec-15	Increase (Decrease)	
				Difference	%
<i>Profitability Ratios</i>					
Return on equity	Net income after tax	16.30%	11.93%	4.37	37
Return on assets	Average stockholder's equity				
	Net income after taxes	7.04%	5.14%	1.90	37
Asset turnover	Total assets				
	Revenues	78.86%	76.50%	2.36	3
	Total assets				

Current ratio & Acid test ratio

Current ratio & acid test ratio increased due to 42% increase in current assets brought about by increase in cash and cash equivalent, investment held for trading and trade receivables.

Debt to equity ratio

Debt to equity ratio slightly decreased due to the 13% increase in equity brought about by higher net income.

Asset to equity ratio

Asset to equity ratio slightly decreased as total assets increased by 11% as compared to 13% increase in total equity.

Interest coverage ratio

Interest coverage ratio increased brought about by higher earnings before interest and tax in 2016 as compared to 2015.

Net debt to equity ratio

Net debt equity ratio decreased due to the 13% decrease in net debt brought about by the partial payment long-term loans.

Return on equity

Return on equity went up due to higher net income in 2016.

Return on assets

Return on asset increased as average total assets increase by 11% as compared to 53% increase in net income in 2016.

Asset turnover

Asset turnover slightly increased as revenues increased by 15% as compared to 11% increase in average total assets.

During the Calendar Year 2016:

- There were no unusual items that affected assets, liabilities, equity, net income or cash flows.
- The Company had two (2) reportable segments namely: petroleum and mining exploration and power business. The fund placements are incidental to the Company's petroleum and mining exploration and power generation activities arising from management of the Company's funds. The exploration costs are shown as "deferred exploration costs" in the consolidated balance sheets.
- There were no events that had occurred subsequent to the balance sheet date that required adjustments to or disclosure in the financial statements other than those already disclosed in the Consolidated Financial Statements.
- There were no contingent assets or contingent liabilities since the last annual balance sheet date except those already disclosed in the Consolidated Financial Statements.
- There were no operations subject to seasonality and cyclicity except for the operation of TAREC's wind farm. The wind regime is high during the first and last quarter of the year due to the northeast monsoon and wind turbines generate more power to be supplied to the grid. The generation drops in the second and third quarters due to low wind regime brought about by the southwest monsoon.
- There were no material trends, demands, commitments, events or uncertainties known to the Company that would likely affect adversely the liquidity of the Company except for those mentioned in the Consolidated Financial Statements.
- There were no trends, events or uncertainties that have had or that were reasonably expected to have material favorable or unfavorable impact on net revenues/income from continuing operations except those already disclosed in the Consolidated Financial Statements.
- There were no significant elements of income or loss that did not arise from continuing operations that had material effect on the financial condition or result of operations except for the sale of 5% stake in SLTEC to Axia Power Holdings Philippines Corporation (APHPC).
- There were no events that trigger direct or contingent financial obligation that was material to the Company.
- There were no material off balance sheet transactions, arrangements, obligations and other relationships of the Company with unconsolidated entities or other persons created during the period except those mentioned in the Consolidated Financial Statements.

COMPLIANCE PROGRAM

Corporate Governance

The Board of Directors, officers and employees of the Company commit themselves to the principles and best practices embodied in its Manual on Good Corporate Governance. The Company believes that good corporate governance is a necessary component of what constitutes sound strategic business management and will therefore exert every effort to ensure adherence thereto within the organization.

Compliance Officer

The Board designates a Compliance Officer who reports to the Chairman of the Board. As required of publicly-listed companies, the appointment of Compliance Officer is properly disclosed to the SEC. The Board also ensures the presence and adequacy of internal control mechanisms for good governance.

The Compliance Officer's duties include ensuring proper on boarding of new directors (i.e., orientation on the company's business, charter, articles of incorporation and by-laws, among others), monitor, review, evaluate and ensure compliance by the Corporation, its officers and directors with the relevant laws, with the Code of Corporate Governance ("Code"), rules and regulations and all governance issuances of regulatory agencies, appear before the Securities and Exchange Commission upon summon on matters in relation to compliance with the Code, ensure the integrity and accuracy of all documentary submissions to regulators, determine violation/s of the Code and recommend to the Board the imposition of appropriate disciplinary action on the responsible parties and the adoption of measures to prevent a repetition of the violation, identify possible areas of compliance issues and work towards the resolution of the same, develop and establish, subject to approval of the Board, a monitoring and evaluation system to determine compliance with this Manual, which system shall provide for a procedure that fulfils the requirements of due process, ensure the attendance of board members and key officers to relevant trainings and perform such other duties and responsibilities as may be provided by the SEC.

Integrated Annual Corporate Governance Report (I-ACGR)

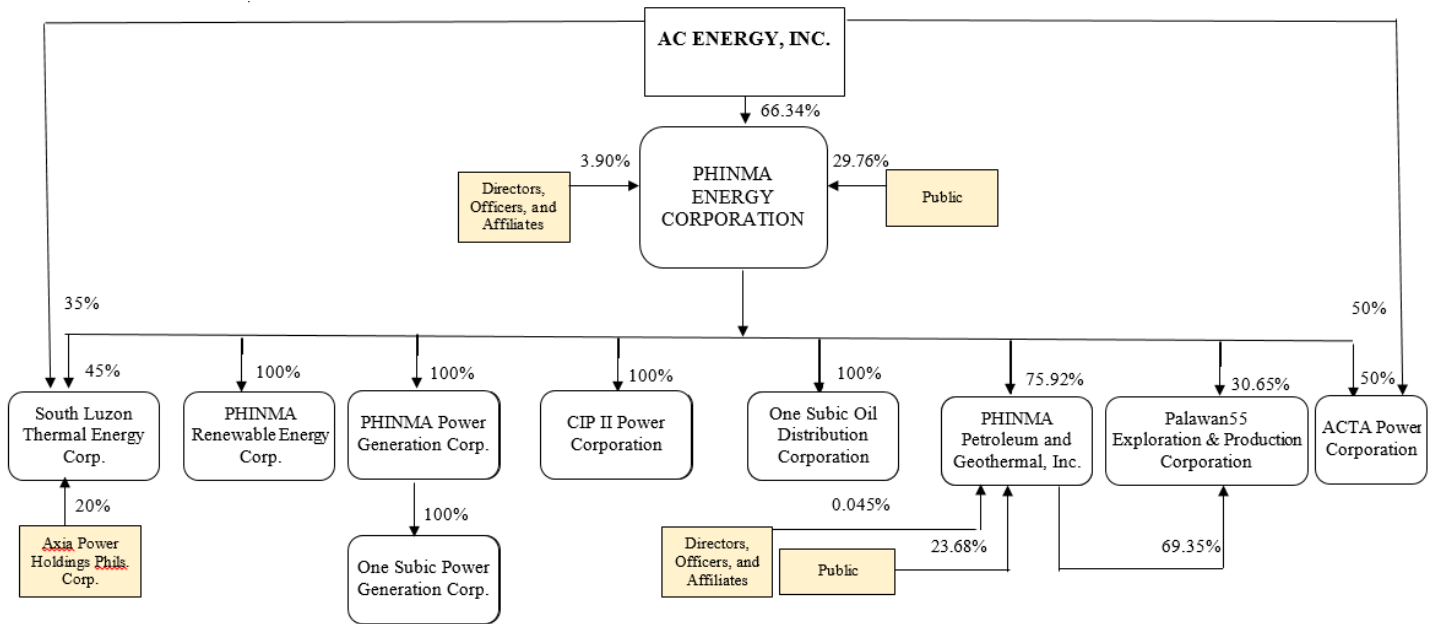
SEC MC No. 15, Series of 2017 was released in December 2017 which mandates all publicly-Listed companies to submit an Integrated Annual Corporate Governance Report (I-ACGR) on or before May 30 of the following year for every year that the company remains listed in the PSE, covering all relevant information for the preceding year.

The I-ACGR supersedes the ACGR last submitted for the year 2016 to the SEC and the Compliance Report on Corporate Governance last submitted for the year 2016 to the PSE. The Company submitted its I-ACGR for the year 2017 on 30 May 2018. For the fiscal year 2018, the Company submitted its I-ACGR on 30 May 2019.

As of 31 December 2018, The Company has substantially complied with the principles and best practices contained in the Manual on Good Corporate Governance. There were no sanctions imposed on any director, officer or employee for non-compliance of the Manual. The Company is taking further steps to enhance adherence to principles and practices of good corporate governance.

**PHINMA ENERGY CORPORATION AND SUBSIDIARIES
CORPORATE ORGANIZATIONAL CHART**

As of 16 August 2019



COVER SHEET

for
AUDITED FINANCIAL STATEMENTS

SEC Registration Number

0	6	9	-	0	3	9	2	7	4
---	---	---	---	---	---	---	---	---	---

COMPANY NAME

P	H	I	N	M	A	E	N	E	R	G	Y	C	O	R	P	O	R	A	T	I	O	N	A	N	D
S	U	B	S	I	D	I	A	R	I	E	S														

PRINCIPAL OFFICE (No. / Street / Barangay / City / Town / Province)

L	e	v	e	l		1	1	,		P	H	I	N	M	A		P	l	a	z	a	,		3	9		P	l	a
z	a		D	r	i	v	e	,		R	o	c	k	w	e	l	l		C	e	n	t	e	r	,		M	a	k
a	t	i		C	i	t	y																						

Form Type	Department requiring the report	Secondary License Type, If Applicable
A C F S		

COMPANY INFORMATION

Company's Email Address	Company's Telephone Number	Mobile Number
-	870-0100	-
No. of Stockholders	Annual Meeting (Month / Day)	Fiscal Year (Month / Day)
3,191	04/11	12/31

CONTACT PERSON INFORMATION

The designated contact person ***MUST*** be an Officer of the Corporation

Name of Contact Person	Email Address	Telephone Number/s	Mobile Number
Yolanda D. Añonuevo	ydanonuevo@phinma.com.ph	870-0100	-

CONTACT PERSON'S ADDRESS

Level 11, PHINMA Plaza, 39 Plaza Drive, Rockwell Center, Makati City, Philippines 1200

NOTE 1 : In case of death, resignation or cessation of office of the officer designated as contact person, such incident shall be reported to the Commission within thirty (30) calendar days from the occurrence thereof with information and complete contact details of the new contact person designated.

2 : All Boxes must be properly and completely filled-up. Failure to do so shall cause the delay in updating the corporation's records with the Commission and/or non-receipt of Notice of Deficiencies. Further, non-receipt of Notice of Deficiencies shall not excuse the corporation from liability for its deficiencies.





SECURITIES & EXCHANGE COMMISSION
SEC Building, EDSA, Greenhills
Mandaluyong City

STATEMENT OF MANAGEMENT'S RESPONSIBILITY FOR FINANCIAL STATEMENTS

The management of **PHINMA Energy Corporation** formerly Trans-Asia Oil and Energy Development Corporation (the "Company") is responsible for the preparation and fair presentation of the consolidated financial statements including the schedules attached therein, for the years ended December 31, 2018 and 2017, in accordance with the prescribed financial reporting framework indicated therein, and for such internal control as management determines is necessary to enable the preparation of financial statements that are free from material misstatement, whether due to fraud or error.

In preparing the financial statements, management is responsible for assessing the Company's ability to continue as going concern, disclosing, as applicable, matters related to going concern and using the going concern basis of accounting unless management either intends to liquidate the Company or to cease operations, or has no realistic alternative but to do so.

The Board of Directors is responsible for overseeing the Company's financial reporting process.

The Board of Directors reviews and approves the consolidated financial statements including the schedules attached therein, and submits the same to the stockholders.

SyCip Gorres Velayo & Co., the independent auditors, appointed by the stockholders, has audited the consolidated financial statements of the Company in accordance with Philippine Standards on Auditing, and in its report to the stockholders, has expressed their opinion on the fairness of presentation upon completion of such audit.

A handwritten signature in black ink, appearing to read "Ramon R. Del Rosario, Jr.", is written above the printed name.

RAMON R. DEL ROSARIO, JR.
Chairman of the Board

A handwritten signature in black ink, appearing to read "Francisco L. Viray", is written above the printed name.

FRANCISCO L. VIRAY
President and Chief
Executive Office

A handwritten signature in blue ink, appearing to read "Pythagoras L. Brion, Jr.", is written above the printed name.

PYTHAGORAS L. BRION, JR.
SVP Treasurer and
Chief Financial Officer

Signed this 21st day of March 2019

(Page 2 of Statement of Management's
Responsibility for Financial Statements)

(REPUBLIC OF THE PHILIPPINES)
Makati City) S.S.

APR 08 2019

SUBSCRIBED AND SWORN to before me this _____ affiant(s)
exhibiting to me their Passport, as follows:

Name	Passport No.	Date of Issue	Place of Issue
Ramon R. Del Rosario, Jr.	P5770713A	25 January 2018	Manila
Francisco L. Viray	EC3546900	27 Feb 2015	NCR East
Pythagoras L. Brion, Jr.	P3455624A	22 June 2017	NCR East

Doc. No. 303
Page No. 62
Book No. 96
Series of 19

ATTY. JOSHUA P. LAPUZ
Notary Public for Makati City
Appointment # M-82 until 12/31/2019
PTR No. 7333096-Jan 3, 2019, Makati City
Roll No. 45790, IBP Lifetime Roll #84897
MCLE No. VI-0016565/Jan. 14, 2019
G/F Fedman Suites, 199 Salcedo Street
Legaspi Village, Makati City

INDEPENDENT AUDITOR'S REPORT

The Stockholders and the Board of Directors
PHINMA Energy Corporation
Level 11, PHINMA Plaza
39 Plaza Drive, Rockwell Center
Makati City

Opinion

We have audited the consolidated financial statements of PHINMA Energy Corporation and its Subsidiaries (the Company), which comprise the consolidated statements of financial position as at December 31, 2018 and 2017, and the consolidated statements of income, consolidated statements of comprehensive income, consolidated statements of changes in equity and consolidated statements of cash flows for each of the three years in the period ended December 31, 2018, and notes to the consolidated financial statements, including a summary of significant accounting policies.

In our opinion, the accompanying consolidated financial statements present fairly, in all material respects, the consolidated financial position of the Company as at December 31, 2018 and 2017, and its consolidated financial performance and its consolidated cash flows for each of the three years in the period ended December 31, 2018 in accordance with Philippine Financial Reporting Standards (PFRSs).

Basis for Opinion

We conducted our audits in accordance with Philippine Standards on Auditing (PSAs). Our responsibilities under those standards are further described in the *Auditor's Responsibilities for the Audit of the Consolidated Financial Statements* section of our report. We are independent of the Company in accordance with the Code of Ethics for Professional Accountants in the Philippines (Code of Ethics) together with the ethical requirements that are relevant to our audit of the consolidated financial statements in the Philippines, and we have fulfilled our other ethical responsibilities in accordance with these requirements and the Code of Ethics. We believe that the audit evidence we have obtained is sufficient and appropriate to provide a basis for our opinion.

Key Audit Matters

Key audit matters are those matters that, in our professional judgment, were of most significance in our audit of the consolidated financial statements of the current period. These matters were addressed in the context of our audit of the consolidated financial statements as a whole, and in forming our opinion thereon, and we do not provide a separate opinion on these matters. For each matter below, our description of how our audit addressed the matter is provided in that context.



We have fulfilled the responsibilities described in the *Auditor's Responsibilities for the Audit of the Consolidated Financial Statements* section of our report, including in relation to these matters. Accordingly, our audit included the performance of procedures designed to respond to our assessment of the risks of material misstatement of the consolidated financial statements. The results of our audit procedures, including the procedures performed to address the matters below, provide the basis for our audit opinion on the accompanying consolidated financial statements.

Recoverability of Goodwill

Under Philippine Accounting Standard (PAS) 36, *Impairment of Assets*, the Company is required to annually test for impairment the goodwill amounting to ₱234.15 million as at December 31, 2018 which arose from the Company's acquisition of One Subic Power Generation Corporation in 2014. This annual impairment test is significant to our audit because the amount of goodwill is material to the consolidated financial statements and management's assessment process in the determination of the recoverable amount of the cash-generating unit (CGU) to which the goodwill belongs requires significant judgments and is based on significant assumptions, specifically prices in the energy spot market, fuel prices and discount rates.

The Company's disclosures about goodwill are included in Notes 4 and 17 to the consolidated financial statements.

Audit response

We obtained an understanding of the Company's impairment assessment process and the related controls. We involved our internal specialist in evaluating the methodologies and the assumptions used. These assumptions include revenue growth rate and gross margins. We compared the revenue growth and gross margins to the historical data of the CGU and inquired about the rationale for the changes from prior years. Likewise, we compared the Company's key market-related assumptions with external industry data. These assumptions include energy spot market prices, energy generated and fuel prices. We tested the parameters used in the determination of the discount rate against market data. We also reviewed the Company's disclosures about those assumptions to which the outcome of the impairment test is most sensitive, specifically those that have the most significant effect on the determination of the recoverable amount of goodwill.

Provisions and Contingencies

As discussed in Note 40 to the consolidated financial statements, the Company is involved in legal proceedings and assessments for local and national taxes. This matter is significant to our audit because the estimation of the potential liability resulting from these tax assessments requires significant judgments by management. The inherent uncertainty over the outcome of these tax matters is brought about by the differences in the interpretation and application of the laws and tax rulings.



Audit response

We involved our internal specialist in the evaluation of management's assessment on whether or not any provision for tax contingencies should be recognized, and the estimation of such amount. We discussed with management the status of the tax assessments and obtained the Company's correspondences with the relevant tax authorities and opinions of the external tax counsel. We evaluated the tax position of the Company by considering the relevant tax laws, rulings and jurisprudence.

Other Information

Management is responsible for the other information. The other information comprises the information included in the SEC Form 20-IS (Definitive Information Statement), SEC Form 17-A and Annual Report for the year ended December 31, 2018, but does not include the consolidated financial statements and our auditor's report thereon. The SEC Form 20-IS (Definitive Information Statement), SEC Form 17-A and Annual Report for the year ended December 31, 2018 are expected to be made available to us after the date of this auditor's report.

Our opinion on the consolidated financial statements does not cover the other information and we will not express any form of assurance conclusion thereon.

In connection with our audits of the consolidated financial statements, our responsibility is to read the other information identified above when it becomes available and, in doing so, consider whether the other information is materially inconsistent with the consolidated financial statements or our knowledge obtained in the audits, or otherwise appears to be materially misstated.

Responsibilities of Management and Those Charged with Governance for the Consolidated Financial Statements

Management is responsible for the preparation and fair presentation of the consolidated financial statements in accordance with PFRSs, and for such internal control as management determines is necessary to enable the preparation of consolidated financial statements that are free from material misstatement, whether due to fraud or error.

In preparing the consolidated financial statements, management is responsible for assessing the Company's ability to continue as a going concern, disclosing, as applicable, matters related to going concern and using the going concern basis of accounting unless management either intends to liquidate the Company or to cease operations, or has no realistic alternative but to do so.

Those charged with governance are responsible for overseeing the Company's financial reporting process.

Auditor's Responsibilities for the Audit of the Consolidated Financial Statements

Our objectives are to obtain reasonable assurance about whether the consolidated financial statements as a whole are free from material misstatement, whether due to fraud or error, and to issue an auditor's report that includes our opinion. Reasonable assurance is a high level of assurance, but is not a guarantee that an audit conducted in accordance with PSAs will always detect a material misstatement when it exists. Misstatements can arise from fraud or error and are considered material if, individually or in the aggregate, they could reasonably be expected to influence the economic decisions of users taken on the basis of these consolidated financial statements.



As part of an audit in accordance with PSAs, we exercise professional judgment and maintain professional skepticism throughout the audit. We also:

- Identify and assess the risks of material misstatement of the consolidated financial statements, whether due to fraud or error, design and perform audit procedures responsive to those risks, and obtain audit evidence that is sufficient and appropriate to provide a basis for our opinion. The risk of not detecting a material misstatement resulting from fraud is higher than for one resulting from error, as fraud may involve collusion, forgery, intentional omissions, misrepresentations, or the override of internal control.
- Obtain an understanding of internal control relevant to the audit in order to design audit procedures that are appropriate in the circumstances, but not for the purpose of expressing an opinion on the effectiveness of the Company's internal control.
- Evaluate the appropriateness of accounting policies used and the reasonableness of accounting estimates and related disclosures made by management.
- Conclude on the appropriateness of management's use of the going concern basis of accounting and, based on the audit evidence obtained, whether a material uncertainty exists related to events or conditions that may cast significant doubt on the Company's ability to continue as a going concern. If we conclude that a material uncertainty exists, we are required to draw attention in our auditor's report to the related disclosures in the consolidated financial statements or, if such disclosures are inadequate, to modify our opinion. Our conclusions are based on the audit evidence obtained up to the date of our auditor's report. However, future events or conditions may cause the Company to cease to continue as a going concern.
- Evaluate the overall presentation, structure and content of the consolidated financial statements, including the disclosures, and whether the consolidated financial statements represent the underlying transactions and events in a manner that achieves fair presentation.
- Obtain sufficient appropriate audit evidence regarding the financial information of the entities or business activities within the Company to express an opinion on the consolidated financial statements. We are responsible for the direction, supervision and performance of the audit. We remain solely responsible for our audit opinion.

We communicate with those charged with governance regarding, among other matters, the planned scope and timing of the audit and significant audit findings, including any significant deficiencies in internal control that we identify during our audit.

We also provide those charged with governance with a statement that we have complied with relevant ethical requirements regarding independence, and to communicate with them all relationships and other matters that may reasonably be thought to bear on our independence, and where applicable, related safeguards.



From the matters communicated with those charged with governance, we determine those matters that were of most significance in the audit of the consolidated financial statements of the current period and are therefore the key audit matters. We describe these matters in our auditor's report unless law or regulation precludes public disclosure about the matter or when, in extremely rare circumstances, we determine that a matter should not be communicated in our report because the adverse consequences of doing so would reasonably be expected to outweigh the public interest benefits of such communication.

The engagement partner on the audit resulting in this independent auditor's report is Belinda T. Beng Hui.

SYCIP GORRES VELAYO & CO.



Belinda T. Beng Hui

Partner

CPA Certificate No. 88823

SEC Accreditation No. 0943-AR-3 (Group A),
March 14, 2019, valid until March 13, 2022

Tax Identification No. 153-978-243

BIR Accreditation No. 08-001998-78-2018,
March 14, 2018, valid until March 13, 2021

PTR No. 7332528, January 3, 2019, Makati City

March 21, 2019



PHINMA ENERGY CORPORATION AND SUBSIDIARIES
CONSOLIDATED STATEMENTS OF FINANCIAL POSITION
(Amounts in Thousands)



	December 31	
	2018	2017
ASSETS		
Current Assets		
Cash and cash equivalents (Notes 5 and 35)	₱1,022,366	₱1,300,999
Short-term investments (Note 35)	35,326	478,362
Investments held for trading (Notes 6, 35 and 36)	-	1,483,519
Financial assets at fair value through profit or loss (FVTPL; Notes 7, 35 and 36)	743,739	-
Receivables (Notes 8, 31 and 35)	2,627,291	2,738,287
Fuel and spare parts (Note 9)	413,673	321,525
Current portion of:		
Input VAT	26,332	20,127
Creditable withholding taxes	79,443	598,526
Other current assets (Notes 10 and 35)	182,766	281,593
	5,130,936	7,222,938
Assets held for sale (Note 11)	34,328	-
Total Current Assets	5,165,264	7,222,938
Noncurrent Assets		
Property, plant and equipment (Note 12)	5,760,963	6,130,201
Investments and advances (Note 13)	4,322,684	4,057,602
Financial assets at:		
Fair value through other comprehensive income (FVOCI; Notes 15, 35 and 36)	257,995	-
FVTPL (Notes 7, 35 and 36)	5,452	-
Available-for-sale (AFS) investments (Notes 14, 35 and 36)	-	293,127
Investment properties (Note 16)	13,085	50,915
Goodwill and other intangible assets (Note 17)	320,219	380,146
Deferred income tax assets - net (Note 29)	261,346	430,280
Net of current portion:		
Input VAT (Note 40)	335,759	335,759
Creditable withholding taxes	704,726	-
Other noncurrent assets (Notes 18 and 35)	1,777,202	1,857,565
Total Noncurrent Assets	13,759,431	13,535,595
TOTAL ASSETS	₱18,924,695	₱20,758,533

(Forward)



	December 31	
	2018	2017
LIABILITIES AND EQUITY		
Current Liabilities		
Short-term loan (Note 20)	₱400,000	₱–
Accounts payable and other current liabilities (Notes 19, 30, 31 and 35)	2,269,398	2,758,982
Income and withholding taxes payable	11,762	42,308
Due to stockholders (Notes 22, 31 and 35)	16,651	15,300
Current portion of long-term loans (Notes 20, 35 and 36)	265,460	226,949
Total Current Liabilities	2,963,271	3,043,539
Noncurrent Liabilities		
Long-term loans - net of current portion (Notes 20, 35 and 36)	6,071,473	6,622,427
Pension and other employee benefits (Note 30)	40,246	36,110
Deferred income tax liabilities - net (Note 29)	95,180	111,387
Other noncurrent liabilities (Notes 18 and 21)	1,383,077	1,805,511
Total Noncurrent Liabilities	7,589,976	8,575,435
Total Liabilities	10,553,247	11,618,974
Equity		
Capital stock (Note 22)	4,889,775	4,889,775
Additional paid-in capital	83,768	83,768
Other equity reserves (Note 22)	18,338	18,338
Unrealized fair value gains on equity instruments at FVOCI (Note 15)	59,772	–
Unrealized fair value gains on AFS investments - net of tax (Note 14)	–	85,924
Remeasurement gains (losses) on defined benefit plan (Note 30)	536	(3,130)
Accumulated share in other comprehensive loss of a joint venture and associates (Note 13)	(2,193)	(3,413)
Retained earnings (Note 22)	3,303,708	4,018,980
Treasury shares (Note 22)	(27,706)	(28,793)
Total equity attributable to equity holders of Parent Company	8,325,998	9,061,449
Non-controlling interests (Note 33)	45,450	78,110
Total Equity	8,371,448	9,139,559
TOTAL LIABILITIES AND EQUITY	₱18,924,695	₱20,758,533

See accompanying Notes to Consolidated Financial Statements.



PHINMA ENERGY CORPORATION AND SUBSIDIARIES
CONSOLIDATED STATEMENTS OF INCOME
(Amounts in Thousands, Except Per Share Figures)

	Years Ended December 31		
	2018	2017	2016
REVENUES			
Revenue from sale of electricity (Note 34)	₱15,113,601	₱17,011,044	₱15,465,866
Dividend income (Notes 14 and 15)	9,117	8,483	7,433
Rental income	674	706	4,574
	15,123,392	17,020,233	15,477,873
COSTS AND EXPENSES			
Cost of sale of electricity (Notes 24, 26 and 27)	15,109,491	16,929,239	14,105,874
General and administrative expenses (Notes 25, 26 and 27)	654,517	664,550	899,635
	15,764,008	17,593,789	15,005,509
INTEREST AND OTHER FINANCE CHARGES			
(Note 28)	(433,649)	(513,566)	(468,485)
EQUITY IN NET INCOME OF ASSOCIATES AND JOINT VENTURES (Note 13)			
	532,460	1,024,995	886,224
OTHER INCOME - Net (Note 28)			
	120,252	105,617	552,879
INCOME (LOSS) BEFORE INCOME TAX			
	(421,553)	43,490	1,442,982
PROVISION FOR (BENEFIT FROM) INCOME TAX (Note 29)			
Current	20,699	72,722	114,623
Deferred	150,904	(376,400)	(54,172)
	171,603	(303,678)	60,451
NET INCOME (LOSS)			
	(₱593,156)	₱347,168	₱1,382,531
Net Income (Loss) Attributable To:			
Equity holders of the Company (Note 32)	(₱560,496)	₱353,764	₱1,402,228
Non-controlling interests (Note 33)	(32,660)	(6,596)	(19,697)
	(₱593,156)	₱347,168	₱1,382,531
Basic/Diluted Earnings (Loss) Per Share (Note 32)			
	(₱0.11)	₱0.07	₱0.29

See accompanying Notes to Consolidated Financial Statements.



**PHINMA ENERGY CORPORATION
AND SUBSIDIARIES**

CONSOLIDATED STATEMENTS OF COMPREHENSIVE INCOME
(Amounts in Thousands)

	Years Ended December 31		
	2018	2017	2016
NET INCOME (LOSS)	(P593,156)	P347,168	P1,382,531
OTHER COMPREHENSIVE INCOME (LOSS)			
<i>Other comprehensive income (loss) to be reclassified to profit or loss in subsequent periods</i>			
Net changes in the fair market value of AFS investments (Note 14)	–	(23,049)	8,313
Income tax effect (Note 14)	–	(393)	(425)
	–	(23,442)	7,888
<i>Other comprehensive income (loss) not to be reclassified directly to profit or loss in subsequent periods</i>			
Remeasurement gains (losses) on defined benefit plan (Note 30)	5,237	7,760	(8,261)
Net changes in the fair market value of equity instruments at FVOCI	1,475	–	–
Income tax effect	(940)	(2,328)	2,434
	5,772	5,432	(5,827)
<i>Share in other comprehensive income (loss) of a joint venture and an associate - net of deferred income tax (Note 13)</i>			
Remeasurement gains (losses) on defined benefit plan	1,220	(3,136)	49
Disposal during the year	–	–	31
	1,220	(3,136)	80
OTHER COMPREHENSIVE INCOME (LOSS), NET OF TAX	6,992	(21,146)	2,141
TOTAL COMPREHENSIVE INCOME (LOSS)	(P586,164)	P326,022	P1,384,672
Total Comprehensive Income (Loss) Attributable To:			
Equity holders of the Parent Company	(P553,504)	P332,618	P1,404,369
Non-controlling interests (Note 33)	(32,660)	(6,596)	(19,697)
	(P586,164)	P326,022	P1,384,672

See accompanying Notes to Consolidated Financial Statements.



PHINMA ENERGY CORPORATION AND SUBSIDIARIES
CONSOLIDATED STATEMENTS OF CHANGES IN EQUITY
FOR THE YEARS ENDED DECEMBER 31, 2018, 2017 AND 2016
(Amounts in Thousands)

	Attributable to Equity Holders of the Parent Company											
	Capital Stock (Note 22)	Additional Paid-in Capital	Other Equity Reserve (Note 22)	Unrealized Fair Value Gains on AFS Investments (Note 14)	Unrealized Fair Value Gains (Losses) on Equity Instruments at FVOCI (Note 15)	Remeasurement Gains (Losses) on Defined Benefit Plan (Note 30)	Accumulated Share in Other Comprehensive Gains (Losses) of a Joint Venture (Note 13)	Retained Earnings (Note 22)	Treasury Shares (Note 22)	Total	Non-controlling Interests (Note 33)	Total Equity
BALANCES AT JANUARY 1, 2018, AS PREVIOUSLY REPORTED	₱4,889,775	₱83,768	₱18,338	₱85,924	₱-	(₱3,130)	(₱3,413)	₱4,018,980	(₱28,793)	₱9,061,449	₱78,110	₱9,139,559
Changes on initial application of PFRS 9 (Notes 3 and 15)	-	-	-	(85,924)	99,513	-	-	(9,614)	-	3,975	-	3,975
BALANCES AT JANUARY 1, 2018, AS ADJUSTED	4,889,775	83,768	18,338	-	99,513	(3,130)	(3,413)	4,009,366	(28,793)	9,065,424	78,110	9,143,534
Net loss	-	-	-	-	-	-	-	(560,496)	-	(560,496)	(32,660)	(593,156)
Other comprehensive income	-	-	-	-	2,106	3,666	1,220	-	-	6,992	-	6,992
Total comprehensive income (loss)	-	-	-	-	2,106	3,666	1,220	(560,496)	-	(553,504)	(32,660)	(586,164)
Sale of equity investments at FVOCI (Note 15)	-	-	-	-	(41,847)	-	-	49,436	-	7,589	-	7,589
Dividends declared (Note 22)	-	-	-	-	-	-	-	(194,598)	-	(194,598)	-	(194,598)
Disposal of treasury shares (Note 22)	-	-	-	-	-	-	-	-	1,087	1,087	-	1,087
	-	-	-	-	(41,847)	-	-	(145,162)	1,087	(185,922)	-	(185,922)
BALANCES AT DECEMBER 31, 2018	₱4,889,775	₱83,768	₱18,338	₱-	₱59,772	₱536	(₱2,193)	₱3,303,708	(₱27,706)	₱8,325,998	₱45,450	₱8,371,448
BALANCES AT DECEMBER 31, 2016	₱4,885,898	₱81,209	₱18,338	₱109,366	₱-	(₱8,562)	(₱277)	₱3,859,659	(₱28,793)	₱8,916,838	₱84,706	₱9,001,544
Net income	-	-	-	-	-	-	-	353,764	-	353,764	(6,596)	347,168
Other comprehensive income (loss)	-	-	-	(23,442)	-	5,432	(3,136)	-	-	(21,146)	-	(21,146)
Total comprehensive income (loss)	-	-	-	(23,442)	-	5,432	(3,136)	353,764	-	332,618	(6,596)	326,022
Dividends declared (Note 22)	-	-	-	-	-	-	-	(194,443)	-	(194,443)	-	(194,443)
Issuance of stocks - stock grants (Note 23)	3,877	2,559	-	-	-	-	-	-	-	6,436	-	6,436
	3,877	2,559	-	-	-	-	-	(194,443)	-	(188,007)	-	(188,007)
BALANCES AT DECEMBER 31, 2017	₱4,889,775	₱83,768	₱18,338	₱85,924	₱-	(₱3,130)	(₱3,413)	₱4,018,980	(₱28,793)	₱9,061,449	₱78,110	₱9,139,559



Attributable to Equity Holders of the Parent Company

	Capital Stock (Note 22)	Additional Paid-in Capital	Other Equity Reserve (Note 22)	Unrealized Fair Value Gains on AFS Investments (Note 14)	Remeasurement Losses on Defined Benefit Plan (Note 30)	Accumulated Share in Other Comprehensive Loss of a Joint Venture (Note 13)	Retained Earnings (Note 22)	Treasury Shares (Note 22)	Total	Non-controlling Interests (Note 33)	Total Equity
BALANCES AT DECEMBER 31, 2015	₱4,865,146	₱40,783	₱34,913	₱101,478	(₱2,735)	(₱357)	₱2,845,559	(₱28,793)	₱7,855,994	₱104,403	₱7,960,397
Net income	-	-	-	-	-	-	1,402,228	-	1,402,228	(19,697)	1,382,531
Other comprehensive income (loss)	-	-	-	7,888	(5,827)	80	-	-	2,141	-	2,141
Total comprehensive income (loss)	-	-	-	7,888	(5,827)	80	1,402,228	-	1,404,369	(19,697)	1,384,672
Dividends declared (Note 22)	-	-	-	-	-	-	(388,128)	-	(388,128)	-	(388,128)
Issuance of stocks - stock options (Note 23)	20,752	25,765	-	-	-	-	-	-	46,517	-	46,517
Reversal of other equity reserve on a joint venture	-	-	(1,914)	-	-	-	-	-	(1,914)	-	(1,914)
Forfeiture of stock options (Note 23)	-	14,661	(14,661)	-	-	-	-	-	-	-	-
	20,752	40,426	(16,575)	-	-	-	(388,128)	-	(343,525)	-	(343,525)
BALANCES AT DECEMBER 31, 2016	₱4,885,898	₱81,209	₱18,338	₱109,366	(₱8,562)	(₱277)	₱3,859,659	(₱28,793)	₱8,916,838	₱84,706	₱9,001,544

See accompanying Notes to Consolidated Financial Statements.



PHINMA ENERGY CORPORATION AND SUBSIDIARIES
CONSOLIDATED STATEMENTS OF CASH FLOWS
(Amounts in Thousands)

	Years Ended December 31		
	2018	2017	2016
CASH FLOWS FROM OPERATING ACTIVITIES			
Income (losses) before income tax	(P421,553)	P43,490	P1,442,982
Adjustments for:			
Equity in net earnings of associates and joint ventures (Notes 13 and 37)	(532,460)	(1,024,995)	(886,224)
Interest and other finance charges (Note 28)	433,649	513,566	468,485
Depreciation and amortization (Note 27)	405,835	399,384	413,091
Provisions for (reversals of):			-
Probable losses on deferred exploration costs (Note 17)	48,263	4,892	22,713
Unrecoverable input VAT	43,712	-	2,568
Plug-in and abandonment	38,776	11,384	-
Credit losses (Note 8)	14,548	4,542	53,195
PPE impairment (Note 12)	2,066	-	-
Inventory obsolescence	159	-	-
Accrued liabilities	-	(2,236)	(5,800)
Interest and other financial income (Note 28)	(96,851)	(87,185)	(46,077)
Loss (gain) on derivatives - net (Notes 28 and 36)	15,056	(9,399)	(8,741)
Movement of pension and other employee benefits (Note 30)	9,373	3,327	5,816
Dividend income (Notes 14, 15 and 31)	(9,117)	(8,483)	(7,433)
Loss (gain) on sale of:			
Gain on sale of investments (Note 28)	(5,834)	17	(7)
Property, plant and equipment (Note 28)	(254)	-	(27,863)
Investment in joint venture (Note 28)	-	-	(444,207)
Foreign exchange loss (gain) - net	(3,471)	6,851	(151)
Changes in fair value of long-term receivable	-	165	-
Deferred exploration costs written off	-	-	1,192
Operating income (loss) before working capital changes	(58,103)	(144,680)	983,539
Decrease (increase) in:			
Receivables	(121,909)	(17,365)	(406,796)
Fuel and spare parts - at cost	(92,307)	(90,379)	79,783
Other current assets	(487,086)	(104,787)	(181,498)
Increase (decrease) in accounts payable and other current liabilities	(223,804)	(318,681)	1,069,746
Cash generated from (used in) operations	(983,209)	(675,892)	1,544,774
Income and withholding taxes paid	(20,699)	(63,011)	(113,077)
Net cash from (used in) operating activities	(1,003,908)	(738,903)	1,431,697

(Forward)



	Years Ended December 31		
	2018	2017	2016
CASH FLOWS FROM INVESTING ACTIVITIES			
Additions to:			
Financial assets at FVTPL/ Investments held for trading	(₱15,741,377)	(₱21,604,487)	(₱2,106,124)
Investments in a joint venture (Note 13)	(236,315)	(18,073)	(5,639)
Property, plant and equipment (Note 12)	(119,680)	(125,138)	(229,617)
Short-term investment (Note 35)	(35,326)	(485,653)	(2,498)
Deferred exploration costs (Note 17)	(4,526)	(10,209)	(15,888)
Available-for-sale investments	-	(7,215)	-
Advances to associates (Note 13)	-	(80,250)	-
Proceeds from:			
Sale and redemption of investments held for trading	16,505,872	23,219,212	-
Termination of short-term investments	478,932	2,498	-
Insurance claim	90,146	-	-
Sale of financial assets at FVOCI	53,328	-	-
Sale of property, plant and equipment	261	511	411,923
Sale of available-for-sale investments	-	92	291
Sale of investment in joint venture	-	-	841,771
Cash dividends received (Notes 13 and 14)	514,030	1,090,225	651,384
Decrease (increase) in other noncurrent assets	118,346	(1,399)	(124,541)
Interest received	33,471	33,723	13,953
Settlement of derivatives from fuel purchases (Note 36)	-	-	8,767
Net cash from (used in) investing activities	1,657,162	2,013,837	(556,218)
CASH FLOWS FROM FINANCING ACTIVITIES			
Proceeds from:			
Availment of long-term loans (Note 20)	930,000	2,350,000	-
Availment of short-term debt	400,000	-	-
Sale of investment (Note 13)	225,000	-	-
Sale of treasury (Note 22)	1,415	-	-
Issuance of capital stock (Note 22)	-	6,436	46,516
Payments of:			
Long-term loans (Note 20)	(1,445,235)	(2,520,651)	(210,500)
Interest on long-term loans	(406,779)	(443,216)	(504,147)
Cash dividends	(193,247)	(270,347)	(182,491)
Finance leases	(8,153)	(7,331)	(3,134)
Debt issuance costs (Note 20)	(6,975)	(11,750)	-
Mortgage loan	-	-	(461)
Increase (decrease) in other noncurrent liabilities	(431,384)	527,115	18,517
Net cash used in financing activities	(935,358)	(369,744)	(835,700)
EFFECT OF FOREIGN EXCHANGE RATE CHANGES			
ON CASH AND CASH EQUIVALENTS	3,471	227	60
NET INCREASE (DECREASE) IN CASH AND CASH EQUIVALENTS	(278,633)	905,417	39,839
CASH AND CASH EQUIVALENTS			
AT BEGINNING OF YEAR (Note 5)	1,300,999	395,582	355,743
CASH AND CASH EQUIVALENTS			
AT END OF YEAR (Notes 5 and 35)	₱1,022,366	₱1,300,999	₱395,582



PHINMA ENERGY CORPORATION AND SUBSIDIARIES
NOTES TO CONSOLIDATED FINANCIAL STATEMENTS
(Amounts in Thousands, Except When Otherwise Indicated)

1. Corporate Information and Status of Operations

PHINMA Energy Corporation (“PHINMA Energy or the Parent Company”), incorporated on September 8, 1969 and registered with the Philippine Securities and Exchange Commission (SEC), is engaged in power generation and trading, oil and mineral exploration, development and production. The Parent Company is a licensed Retail Electricity Supplier (RES). As a RES, the Parent Company is allowed to supply electricity to the contestable market pursuant to the EPIRA. Other activities of the Parent Company include investing in various operating companies and financial instruments. The direct and ultimate parent company of PHINMA Energy is Philippine Investment-Management (PHINMA), Inc., also incorporated in the Philippines. PHINMA Energy is managed by PHINMA, Inc. under an existing management agreement (see Note 31). The Company and PHINMA, Inc. are both domiciled in the Philippines. PHINMA Energy and its subsidiaries below are collectively referred to as “the Company”.

The registered office address of the Parent Company is Level 11, PHINMA Plaza, 39 Plaza Drive, Rockwell Center, Makati City.

The Subsidiaries

PHINMA Power Generation Corporation (PHINMA Power)

PHINMA Power, formerly Trans-Asia Power Generation Corporation, was incorporated and registered with the SEC on March 18, 1996. PHINMA Power is engaged in power generation. In October 2006, the Philippine Electricity Market Corporation (PEMC) approved PHINMA Power’s application for registration as trading participant for both generation and customer categories in the Wholesale Electricity Spot Market (WESM). Both the Parent Company and PHINMA Power obtained membership in the WESM which allows them to participate in electricity trading managed by PEMC, including selling of excess generation to the WESM. Effective December 26, 2013, PHINMA Power entered into a Power Administration and Management Agreement (PAMA) valid for ten (10) years with PHINMA Energy for the administration and management by PHINMA Energy of the entire capacity and net output of PHINMA Power starting 2014. In addition to the capacity fee, PHINMA Energy is billed by PHINMA Power for transmission and fuel costs. On January 12, 2018, PHINMA Power and the Parent Company amended the PAMA, providing for a higher capacity rate based on nominated capacity and billing of fuel recovery and utilization fee. The new PAMA became effective on March 26, 2018.

On January 23, 2017, PHINMA Power’s Board of Directors (BOD) approved the amendment of the Articles of Incorporation to change the corporate name to PHINMA Power Generation Corporation. The amended Articles of Incorporation were issued by the SEC on June 2, 2017 while the Certificate of Registration was issued by the BIR on June 8, 2017.

One Subic Power Generation Corporation (One Subic Power)

One Subic Power was incorporated and registered with the SEC on August 4, 2010 to engage in the business of owning, constructing, operating, developing and maintaining all types of power generation plants. On November 18, 2010, PHINMA Energy and One Subic Power entered into a PAMA wherein PHINMA Energy administers and manages the entire generation output of the 116 MW diesel power plant in Subic, Olongapo City. The PAMA became effective on February 17, 2011 and shall be valid throughout the term of the lease agreement with Subic Bay Metropolitan Authority (SBMA). On May 12, 2014, PHINMA Power purchased from Udenna Energy Corporation (UDEC) the entire outstanding shares of stock of One Subic Power. Prior to the acquisition, One



Subic Power was a wholly owned subsidiary of UDEC, a company incorporated and domiciled in the Philippines.

On January 23, 2017, One Subic Power's BOD approved the amendment of the Articles of Incorporation for the change in the primary purpose to include exploration, discovery, development, processing, and disposal of any and all kind of petroleum products. The amended Articles of Incorporation were approved by the SEC on June 19, 2017.

CIP II Power Corporation (CIPP)

CIPP was incorporated and registered with the SEC on June 2, 1998. CIPP is a utilities enterprise, the primary purpose of which was to develop and operate a power supply and distribution system at Carmelray Industrial Park II Special Economic Zone in Calamba, Laguna. In April 2009, CIPP sold its distribution assets resulting in the cessation of CIPP's operations and separation of substantially all of its employees effective January 31, 2010. On February 22, 2010 and March 24, 2010, the Parent Company's BOD and stockholders, respectively, approved the proposed merger of the Parent Company and CIPP subject to the approval by the SEC. In December 2010, CIPP's BOD approved the transfer of its 21 MW bunker C-fired power plant from Laguna to Barangay Quirino, Bacnotan, La Union which was completed in 2012. In 2013, CIPP and PHINMA Energy entered into a PAMA valid for ten (10) years for the latter's administration and management of the entire capacity and net output of CIPP. On January 12, 2018, CIPP and the Parent Company amended the PAMA, providing for the same capacity rate based on nominated capacity and billing of fuel recovery and utilization fee. The new PAMA became effective on March 26, 2018 and valid for ten (10) years and is subject to regular review. As at March 21, 2019, the Parent Company and CIPP have not filed their application for merger with the SEC and have deferred their plan for merger.

PHINMA Renewable Energy Corporation (PHINMA Renewable)

PHINMA Renewable, formerly Trans-Asia Renewable Energy Corporation, was incorporated and registered with the SEC on September 2, 1994. It was established with the primary purpose of developing and utilizing renewable energy and pursuing clean and energy-efficient projects. On May 20, 2013, the Department of Energy (DOE) confirmed the Declaration of Commerciality of PHINMA Renewable's 54 MW San Lorenzo Wind Power project (SLWP) in Guimaras. On October 7, 2014, the SLWP started delivering power to the grid and on February 16, 2015, PHINMA Renewable received from the DOE the confirmation of start of Commercial Operations declared on December 27, 2014. On December 1, 2015, PHINMA Renewable received its Certificate of Compliance from the Energy Regulatory Commission (ERC). On December 8, 2015, PHINMA Renewable's BOD approved to increase its authorized capital stock from ₱2,000.00 million divided into 2 billion shares with par value of ₱1.00 per share to ₱5,000.00 million composed of ₱2,000.00 million common shares with par value of ₱1.00 per share and ₱3,000.00 million preferred shares with a par value of ₱1.00 per share. The increase in authorized capital stock was approved by the SEC on March 31, 2017. On January 30, 2017, PHINMA Renewable's BOD approved the amendment of the Articles of Incorporation to change the corporate name to PHINMA Renewable Energy Corporation. The amended Articles of Incorporation were issued by the SEC on June 13, 2017 while the Certificate of Registration was issued by the BIR on June 21, 2017.

One Subic Oil Distribution Corporation (One Subic Oil)

One Subic Oil, formerly Trans-Asia Gold and Minerals Development Corporation, was incorporated and registered with the SEC on July 2, 2007 to primarily engage in the business of mining and mineral exploration within the Philippines and other countries. On February 16, 2009, the BOD approved the suspension of exploration activities of One Subic Oil effective March 31, 2009. On August 9, 2017, One Subic Oil's BOD approved the amendment of the Articles of Incorporation to change the corporate name to One Subic Oil Distribution Corporation, to change its primary purpose to importation, storage, transportation, distribution and disposal of any and all kinds of fuel and



petroleum products, and to change the principal office of the corporation to Causeway Extension, Subic Gateway District, Subic Bay Freeport Zone, Subic. The amended Articles of Incorporation were issued by the SEC on September 20, 2017 while the Certificate of Registration was issued by BIR on June 27, 2018. As at March 21, 2019, One Subic Oil has not started commercial operations for its petroleum distribution business.

PHINMA Petroleum and Geothermal, Inc. (PHINMA Petroleum)

PHINMA Petroleum, formerly Trans-Asia Petroleum Corporation, was incorporated and registered with the SEC on September 28, 1994. PHINMA Petroleum is engaged in oil exploration and well development. On November 28, 2012, the SEC approved the increase in authorized capital stock of PHINMA Petroleum from ₱40 million divided into 4 billion shares with a par value of ₱0.01 per share to ₱1 billion divided into 100 billion shares with a par value of ₱0.01 per share. It also approved the change in its name to Trans-Asia Petroleum Corporation and the primary purpose from power generation to oil and gas exploration and production.

On April 22, 2013, PHINMA Petroleum's BOD and stockholders voted to increase the par value of capital stock from ₱0.01 to ₱1.00 per share, which reduced the number of authorized capital stock from 100 billion to 1 billion and the issued and outstanding shares from 25 billion to 250 million. The increase in par value per share was approved by the SEC on June 3, 2013.

PHINMA Petroleum listed its shares with the Philippine Stock Exchange (PSE) by way of introduction on August 28, 2014. On April 10, 2017, PHINMA Petroleum's BOD approved the amendment of its Articles of Incorporation to change PHINMA Petroleum's corporate name to PHINMA Petroleum and Geothermal, Inc. and to include in its primary and secondary purposes the exploration and development of geothermal resources. The amended Articles of Incorporation were issued by the SEC on May 31, 2017 while the Certificate of Registration was issued by the BIR on June 14, 2017. As at March 21, 2019, PHINMA Petroleum has not started commercial operations. The registered office address of PHINMA Petroleum is Level 11, PHINMA Plaza, 39 Plaza Drive, Rockwell Center, Makati City.

Palawan55 Exploration & Production Corporation (Palawan55)

Palawan55 was incorporated and registered with the SEC on November 16, 2012. Palawan55 is engaged in the development and utilization of crude oil, natural gas, natural gas liquids and other forms of petroleum. As at March 21, 2019, Palawan55 has not started its commercial operations. The registered office address of Palawan55 is 11th Floor, PHINMA Plaza, 39 Plaza Drive, Rockwell Center, Makati City.

Material Interest in Joint Ventures

PHINMA Solar Energy Corporation (PHINMA Solar)

PHINMA Solar, formerly Trans-Asia Wind Power Corporation and a wholly owned subsidiary of the Parent Company, was incorporated and registered with the SEC on July 26, 2013. Its primary purpose is to construct, develop, own, operate, manage, repair and maintain wind power generation plants, to generate electricity from such power plants and to market and sell the electricity produced thereby. On January 30, 2017, PHINMA Solar's BOD approved the amendment of the Articles of Incorporation to change the corporate name to PHINMA Solar Energy Corporation, to include in its primary and secondary purposes the development, operation and maintenance of solar power generation plants and the development of solar products, and to increase the number of directors to nine (9). The amended Articles of Incorporation were issued by the SEC on June 27, 2017 while the Certificate of Registration was issued by the BIR on June 30, 2017.

On December 11, 2018, the Parent Company and Union Galvasteel Corporation (UGC), a company under common control of PHINMA Inc., entered into a Deed of Sale for the sale of the Parent



Company's 50% interest in PHINMA Solar to UGC amounting to ₱225,000.00 million. As a result of the sale transaction, PHINMA Solar ceased to be a subsidiary of the Parent Company (see Note 13). In 2018, PHINMA Solar completed installation and commenced operations of two (2) solar panel projects.

South Luzon Thermal Energy Corporation (SLTEC)

On June 29, 2011, the Parent Company entered into a 50-50 joint venture agreement with AC Energy Holdings, Inc. (AC Energy) to form SLTEC, the primary purpose of which is to generate, supply and sell electricity to the public through the operation of a two (2) x 135 MW coal fired power plant in Calaca, Batangas. SLTEC was incorporated on July 29, 2011. The construction, testing and commissioning of the first unit of SLTEC Circulating Fluidized Bed Coal-fired Power Plant was completed during the first half of 2015 and started its commercial operations on April 24, 2015. The second unit started its commercial operation on February 21, 2016. On December 20, 2016, the Parent Company sold 5% interest in SLTEC to Axia Power Holdings Philippines Corporation (APHPC), which also purchased a 15% interest in SLTEC from AC Energy. The current ownership structure of SLTEC is as follows: 45% PHINMA Energy, 35% AC Energy, and 20% APHPC. The registered office address of SLTEC is KM. 117 National Road, Phoenix Industrial Park Phase II Puting Bato West, Calaca, Batangas.

ACTA Power Corporation (ACTA)

The Parent Company has 50% interest in ACTA, a joint venture with AC Energy. ACTA is engaged in the business of owning, developing, constructing, operating and maintaining power generation facilities as well as generation and sale of electricity. ACTA was incorporated on February 9, 2012 and has not started commercial operations as at March 21, 2019. The registered office address of ACTA is 4th Floor, 6750 Ayala Avenue Office Tower, Makati City.

The consolidated financial statements of the Company were authorized for issuance by the Parent Company's BOD on March 21, 2019.

2. Basis of Preparation and Consolidation and Statement of Compliance

Basis of Preparation and Statement of Compliance

The consolidated financial statements of the Company have been prepared in accordance with Philippine Financial Reporting Standards (PFRSs).

The consolidated financial statements have been prepared on a historical cost basis, except for investments held for trading/financial assets at fair value through profit or loss (FVTPL), derivative financial instruments and available-for-sale (AFS) investments/equity instruments at fair value through other comprehensive income (FVOCI) that have been measured at fair value. The consolidated financial statements are presented in Philippine peso which is the Parent Company's functional and presentation currency. All values are rounded to the nearest thousands (000), except par values, per share amounts, number of shares and when otherwise indicated.

Basis of Consolidation

The consolidated financial statements comprise the financial statements of the Parent Company and its subsidiaries as at December 31, 2018 and 2017 and for each of the three years in the period ended December 31, 2018. The financial statements of the subsidiaries are prepared for the same reporting year as the Parent Company using uniform accounting policies. When necessary, adjustments are made to the separate financial statements of the subsidiaries to bring its accounting policies in line with the Parent Company's accounting policies.



Control is achieved when the Company is exposed, or has rights, to variable returns from its involvement with the investee and has the ability to affect those returns through its power over the investee. Specifically, the Company controls an investee if, and only if, the Company has:

- power over the investee (i.e., existing rights that give it the current ability to direct the relevant activities of the investee);
- exposure, or rights, to variable returns from its involvement with the investee; and,
- the ability to use its power over the investee to affect its returns.

The Company reassesses whether or not it controls an investee if facts and circumstances indicate that there are changes to one or more of the three elements of control. Consolidation of a subsidiary begins when the Company obtains control over the subsidiary and ceases when the Company loses control of the subsidiary. Assets, liabilities, income and expenses of a subsidiary are included in the consolidated financial statements from the date the Company gains control until the date the Company ceases to control the subsidiary.

Profit or loss and each component of other comprehensive income (OCI) are attributed to the equity holders of the parent of the Parent Company and to the non-controlling interests (NCI), even if this results in the NCI having a deficit balance. All intra-group assets and liabilities, equity, income, expenses and cash flows relating to transactions between members of the Company are eliminated in full on consolidation.

A change in the ownership interest of a subsidiary, without a loss of control, is accounted for as an equity transaction.

If the Company loses control over a subsidiary, it derecognizes the related assets (including goodwill), liabilities, NCI and other components of equity while any resulting gain or loss is recognized in the consolidated statement of income. Any investment retained is recognized at fair value.

NCI represents the interests in the subsidiaries not held by the Parent Company and are presented separately in the consolidated statement of income and within equity in the consolidated statement of financial position, separately from equity attributable to holders of the Parent Company. NCI shares in losses even if the losses exceed the NCI in the subsidiary.

The consolidated financial statements include the accounts of the Parent Company and the following subsidiaries:

<i>Subsidiaries</i>	Principal Activities	Percentage of Ownership (%)			
		2018		2017	
		Direct	Indirect	Direct	Indirect
PHINMA Power	Power generation	100.00	–	100.00	–
CIPP	Power generation	100.00	–	100.00	–
PHINMA Renewable	Renewable energy generation	100.00	–	100.00	–
One Subic Oil	Distribution of petroleum products*	100.00	–	100.00	–
PHINMA Solar**	Renewable energy generation	–	–	100.00	–
One Subic Power	Power generation	–	100.00	–	100.00
PHINMA Petroleum	Oil, gas, and geothermal exploration	50.74	0.40	50.74	0.40
Palawan55	Oil and gas exploration	30.65	35.46	30.65	35.46

* Mineral exploration in 2016

** PHINMA Solar ceased to be a subsidiary of the Parent Company after the sale of its 50% interest in PHINMA Solar which is accounted for as an investment in joint venture as at December 31, 2018 (see Note 13).



Reclassification of Prior Year Amounts

Certain reclassifications were made to the 2017 consolidated financial statements for comparability with the 2018 consolidated financial statements. As a result, certain line items in the consolidated statements of financial position as at December 31, 2018 and the related notes were amended. The reclassifications had no effect on the Company's consolidated statement of income, consolidated statement of comprehensive income, consolidated statement of changes in equity, and consolidated statement of cash flows.

The items that were reclassified are as follows:

- a. Input VAT claimed for refund amounting to ₱335.76 million from current to noncurrent assets in the consolidated statements of financial position as at December 31, 2017 (see Note 40).
- b. Trade receivable and trade payable, both amounting to ₱1,123.00 million as at December 31, 2017, were reclassified to noncurrent assets and noncurrent liabilities, respectively, (see Notes 18 and 21).

3. **Summary of Significant Accounting Policies and Disclosures**

Changes in Accounting Policies

The accounting policies adopted are consistent with those of the previous financial year, except that the Company has adopted the following new accounting pronouncements starting January 1, 2018. Adoption of the pronouncements either did not have any significant impact on the Company's financial position or performance, unless otherwise indicated.

- Amendments to PFRS 2, *Share-based Payment, Classification and Measurement of Share-based Payment Transactions*
- PFRS 9, *Financial Instruments*

The Company adopted PFRS 9 with a date of initial application of January 1, 2018. PFRS 9 replaces PAS 39, *Financial Instruments: Recognition and Measurement* and all previous versions of PFRS 9. The standard introduces new requirements for classification and measurement, impairment and hedge accounting.

The Company has applied PFRS 9 using the modified retrospective approach. The Company chose not to restate comparative figures as permitted by the transitional provisions of PFRS 9, thereby resulting in the following impact:

- Comparative information for prior periods will not be restated. The classification and measurement requirements previously applied in accordance with PAS 39 and disclosures required in PFRS 7, *Financial Instruments: Disclosures* will be retained for the comparative periods. Accordingly, the information presented for 2017 does not reflect the requirements of PFRS 9.
- The Company will disclose the accounting policies for both the current period and the comparative periods, one applying PFRS 9 beginning January 1, 2018 and one applying PAS 39 as at December 31, 2017.
- The difference between the previous carrying amount and the carrying amount at the beginning of the annual reporting period that includes the date of initial application will be recognized in the opening retained earnings or other component of equity, as appropriate.



- As comparative information is not restated, the Company is not required to provide a third consolidated statement of financial information at the beginning of the earliest comparative period in accordance with PAS 1, *Presentation of Financial Statements*.

As at January 1, 2018, the Company has reviewed and assessed all of its existing financial assets.

Classification and measurement

The table below illustrates the classification and measurement of financial assets and financial liabilities under PFRS 9 and PAS 39 at the date of initial application. The accounting policies adopted by the Company in its evaluation of the classification and measurement categories under PFRS 9 are discussed subsequently.



The measurement category and the carrying amount of financial assets and liabilities in accordance with PAS 39 and PFRS 9 as at January 1, 2018 are compared as follows:

	PAS 39		PFRS 9				Amount	Category
	Category	Amount	Reclassification	Remeasurement Expected Credit Losses (ECL)		Others		
Financial Assets								
Cash and cash equivalents:	Loans and receivables							Amortized cost
Cash on hand and in banks		₱120,897	₱-	₱-	₱-	₱120,897		
Cash equivalents		1,180,102	-	-	-	1,180,102		
		1,300,999	-	-	-	1,300,999		
Short-term investments	Loans and receivables	478,362	-	-	-	478,362		Amortized cost
Equity instruments:	Fair value through profit or loss (FVPL)							FVTPL
Unit Investment Trust Funds (UITFs)		1,329,701	5,340	-	-	1,335,041		
Fixed Rate Treasury Notes (FXTNs)		153,818	-	-	-	153,818		
		1,483,519	5,340	-	-	1,488,859		
Receivables:	Loans and receivables							Amortized cost
Trade receivables		3,706,913	-	(9,668)	-	3,697,245		
Due from related parties		20,314	-	-	-	20,314		
Nontrade and other receivables		134,571	-	-	-	134,571		
Long-term receivables		650,627	-	-	-	650,627		
Deposits receivables		179,674	-	-	-	179,674		
		4,692,099	-	(9,668)	-	4,682,431		
Equity instruments:	AFS investments							FVOCI
UITFs		5,340	(5,340)	-	-	-		
Quoted equity shares*		133,540	-	-	-	133,540		
Unquoted equity shares*		100,977	-	-	16,051	117,028		
Golf club shares*		53,270	-	-	-	53,270		
		293,127	(5,340)	-	16,051	303,838		
Derivative assets	FVPL	9,848	-	-	-	9,848		FVTPL

* As at January 1, 2018, the Company has irrevocably classified AFS investments as FVOCI.



At the date of initial application, the Company holds financial asset with contractual terms that do not represent solely payments of principal and interest amounting to ₱5.34 million. The Company reclassified this from AFS investments to financial assets at FVTPL using its fair value as at January 1, 2018 and the related unrealized gain closed to retained earnings amounted to ₱0.05 million. All gains and losses from changes in fair value and from disposals of UITFs are subsequently recorded in the consolidated statement of income (see Note 7).

The Company has not designated any financial liabilities as at FVTPL. There are no changes in classification and measurement for the Company's financial liabilities.

The Company does not have financial assets and financial liabilities which were previously designated at FVTPL to reduce an accounting mismatch in accordance with PAS 39 and which have been reclassified to amortized cost or FVOCI upon transition to PFRS 9.

Impairment

The adoption of PFRS 9 has fundamentally changed the Company's accounting for impairment losses for financial assets by replacing PAS 39's incurred loss approach with a forward-looking ECL approach. Under PFRS 9, the level of provision for credit and impairment losses has generally increased due to the incorporation of a forward-looking approach in determining provisions. Further, since the implementation of PFRS 9, all financial assets except those measured at FVTPL and equity instruments at FVOCI are assessed for at least 12-month ECL and the population of financial assets to which the lifetime ECL applies is larger than the population for which there is objective evidence of impairment in accordance with PAS 39.

The table below presents a reconciliation of the prior period's closing impairment allowance measured in accordance with PAS 39 to the opening impairment allowance determined in accordance with PFRS 9 as at January 1, 2018:

Measurement category	Impairment allowance under PAS 39	Remeasurement	Impairment allowance under PFRS 9
Cash and cash equivalents	₱-	₱-	₱-
Short-term investments	-	-	-
Receivables	120,869	9,668	130,537
Long-term receivables	-	-	-
Deposit receivables	-	-	-

- Amendments to PFRS 4, *Applying PFRS 9 Financial Instruments with PFRS 4 Insurance Contracts*
- PFRS 15, *Revenue from Contracts with Customers*

PFRS 15 supersedes PAS 11 *Construction Contracts*, PAS 18 *Revenue*, and related Interpretations and it applies, with limited exceptions, to all revenue arising from contracts with customers. PFRS 15 establishes a five-step model to account for revenue arising from contracts with customers and requires that revenue be recognized at an amount that reflects the consideration to which an entity expects to be entitled in exchange for transferring goods or services to a customer.

PFRS 15 requires entities to exercise judgement, taking into consideration all of the relevant facts and circumstances when applying each step of the model to contracts with their customers. The standard also specifies the accounting for the incremental costs of obtaining a contract and the



costs directly related to fulfilling a contract. In addition, the standard requires relevant disclosures.

The Company adopted PFRS 15 using the modified retrospective method with the date of initial application of January 1, 2018. Under this method, the standard can be applied either to all contracts at the date of initial application or only to contracts that are not completed at this date. The Company elected to apply the standard to contracts not yet completed as at January 1, 2018. Therefore, the comparative information was not restated and continues to be reported under PAS 11, PAS 18 and related Interpretations.

The adoption of PFRS 15 had no significant impact on the consolidated statement of financial position, consolidated statement of income, consolidated statement of comprehensive income and consolidated statement of cash flows, except on presentation of remittances to customers of proceeds from sale of unutilized capacity to the market as a reduction from revenue instead of cost of sale of electricity. Amount reclassified in 2018 is ₱129.19 million.

The table presents the Company's revenue from different revenue streams for the year ended December 31, 2018:

<u>Revenue streams</u>	<u>Power Generation</u>
Revenue from power supply contracts	₱9,445,862
Revenue from power generation and trading	5,651,301
Revenue from ancillary services	16,438
Total	₱15,113,601

- Amendments to PAS 28, *Investments in Associates and Joint Ventures, Measuring an Associate or Joint Venture at Fair Value* (Part of Annual Improvements to PFRSs 2014 - 2016 Cycle)
- Amendments to PAS 40, *Investment Property, Transfers of Investment Property*
- Philippine Interpretation IFRIC-22, *Foreign Currency Transactions and Advance Consideration*

Pronouncements Issued but not yet Effective

Pronouncements issued but not yet effective are listed below. Unless otherwise indicated, the Company does not expect that the future adoption of the said pronouncements will have a significant impact on its consolidated financial statements. The Company intends to adopt the following pronouncements, if applicable, when they become effective.

Effective beginning on or after January 1, 2019

- Amendments to PFRS 9, *Prepayment Features with Negative Compensation*

Under PFRS 9, a debt instrument can be measured at amortized cost or at fair value through other comprehensive income, provided that the contractual cash flows are 'solely payments of principal and interest on the principal amount outstanding' (the SPPI criterion) and the instrument is held within the appropriate business model for that classification. The amendments to PFRS 9 clarify that a financial asset passes the SPPI criterion regardless of the event or circumstance that causes the early termination of the contract and irrespective of which party pays or receives reasonable compensation for the early termination of the contract. The amendments should be applied retrospectively and are effective from January 1, 2019, with earlier application permitted.



- PFRS 16, *Leases*

PFRS 16 sets out the principles for the recognition, measurement, presentation and disclosure of leases and requires lessees to account for all leases under a single on-balance sheet model similar to the accounting for finance leases under PAS 17, *Leases*. The standard includes two recognition exemptions for lessees – leases of 'low-value' assets (e.g., personal computers) and short-term leases (i.e., leases with a lease term of 12 months or less). At the commencement date of a lease, a lessee will recognize a liability to make lease payments (i.e., the lease liability) and an asset representing the right to use the underlying asset during the lease term (i.e., the right-of-use asset). Lessees will be required to separately recognize the interest expense on the lease liability and the depreciation expense on the right-of-use asset.

Lessees will also be required to remeasure the lease liability upon the occurrence of certain events (e.g., a change in the lease term, a change in future lease payments resulting from a change in an index or rate used to determine those payments). The lessee will generally recognize the amount of the remeasurement of the lease liability as an adjustment to the right-of-use asset.

Lessor accounting under PFRS 16 is substantially unchanged from today's accounting under PAS 17. Lessors will continue to classify all leases using the same classification principle as in PAS 17 and distinguish between two types of leases: operating and finance leases.

PFRS 16 also requires lessees and lessors to make more extensive disclosures than under PAS 17. A lessee can choose to apply the standard using either a full retrospective or a modified retrospective approach. The standard's transition provisions permit certain reliefs.

The Company is currently assessing the impact of adopting PFRS 16.

- Amendments to PAS 19, *Employee Benefits, Plan Amendment, Curtailment or Settlement*

The amendments to PAS 19 address the accounting when a plan amendment, curtailment or settlement occurs during a reporting period. The amendments specify that when a plan amendment, curtailment or settlement occurs during the annual reporting period, an entity is required to:

- Determine current service cost for the remainder of the period after the plan amendment, curtailment or settlement, using the actuarial assumptions used to remeasure the net defined benefit liability (asset) reflecting the benefits offered under the plan and the plan assets after that event.
- Determine net interest for the remainder of the period after the plan amendment, curtailment or settlement using: the net defined benefit liability (asset) reflecting the benefits offered under the plan and the plan assets after that event; and the discount rate used to remeasure that net defined benefit liability (asset).

The amendments also clarify that an entity first determines any past service cost, or a gain or loss on settlement, without considering the effect of the asset ceiling. This amount is recognized in profit or loss. An entity then determines the effect of the asset ceiling after the plan amendment, curtailment or settlement. Any change in that effect, excluding amounts included in the net interest, is recognized in other comprehensive income.



The amendments apply to plan amendments, curtailments, or settlements occurring on or after the beginning of the first annual reporting period that begins on or after January 1, 2019, with early application permitted. These amendments will apply only to any future plan amendments, curtailments, or settlements of the Company.

- Amendments to PAS 28, *Long-term Interests in Associates and Joint Ventures*

The amendments clarify that an entity applies PFRS 9 to long-term interests in an associate or joint venture to which the equity method is not applied but that, in substance, form part of the net investment in the associate or joint venture (long-term interests). This clarification is relevant because it implies that the expected credit loss model in PFRS 9 applies to such long-term interests.

The amendments also clarified that, in applying PFRS 9, an entity does not take account of any losses of the associate or joint venture, or any impairment losses on the net investment, recognized as adjustments to the net investment in the associate or joint venture that arise from applying PAS 28, *Investments in Associates and Joint Ventures*.

The amendments should be applied retrospectively and are effective from January 1, 2019, with early application permitted.

- Philippine Interpretation IFRIC-23, *Uncertainty over Income Tax Treatments*

The interpretation addresses the accounting for income taxes when tax treatments involve uncertainty that affects the application of PAS 12, *Income Taxes*, and does not apply to taxes or levies outside the scope of PAS 12, nor does it specifically include requirements relating to interest and penalties associated with uncertain tax treatments.

The interpretation specifically addresses the following:

- Whether an entity considers uncertain tax treatments separately
- The assumptions an entity makes about the examination of tax treatments by taxation authorities
- How an entity determines taxable profit (tax loss), tax bases, unused tax losses, unused tax credits and tax rates
- How an entity considers changes in facts and circumstances

An entity must determine whether to consider each uncertain tax treatment separately or together with one or more other uncertain tax treatments. The approach that better predicts the resolution of the uncertainty should be followed.

- *Annual Improvements to PFRSs 2015-2017 Cycle*

- Amendments to PFRS 3, *Business Combinations*, and PFRS 11, *Joint Arrangements, Previously Held Interest in a Joint Operation*

The amendments clarify that, when an entity obtains control of a business that is a joint operation, it applies the requirements for a business combination achieved in stages, including remeasuring previously held interests in the assets and liabilities of the joint operation at fair value. In doing so, the acquirer remeasures its entire previously held interest in the joint operation.



A party that participates in, but does not have joint control of, a joint operation might obtain joint control of the joint operation in which the activity of the joint operation constitutes a business as defined in PFRS 3. The amendments clarify that the previously held interests in that joint operation are not remeasured.

An entity applies those amendments to business combinations for which the acquisition date is on or after the beginning of the first annual reporting period beginning on or after January 1, 2019 and to transactions in which it obtains joint control on or after the beginning of the first annual reporting period beginning on or after January 1, 2019, with early application permitted.

- Amendments to PAS 12, *Income Tax Consequences of Payments on Financial Instruments Classified as Equity*

The amendments clarify that the income tax consequences of dividends are linked more directly to past transactions or events that generated distributable profits than to distributions to owners. Therefore, an entity recognizes the income tax consequences of dividends in profit or loss, other comprehensive income or equity according to where the entity originally recognized those past transactions or events.

An entity applies those amendments for annual reporting periods beginning on or after January 1, 2019, with early application is permitted.

- Amendments to PAS 23, *Borrowing Costs, Borrowing Costs Eligible for Capitalization*

The amendments clarify that an entity treats as part of general borrowings any borrowing originally made to develop a qualifying asset when substantially all of the activities necessary to prepare that asset for its intended use or sale are complete.

An entity applies those amendments to borrowing costs incurred on or after the beginning of the annual reporting period in which the entity first applies those amendments. An entity applies those amendments for annual reporting periods beginning on or after January 1, 2019, with early application permitted.

Effective beginning on or after January 1, 2020

- Amendments to PFRS 3, *Definition of a Business*

The amendments to PFRS 3 clarify the minimum requirements to be a business, remove the assessment of a market participant's ability to replace missing elements, and narrow the definition of outputs. The amendments also add guidance to assess whether an acquired process is substantive and add illustrative examples. An optional fair value concentration test is introduced which permits a simplified assessment of whether an acquired set of activities and assets is not a business.

An entity applies those amendments prospectively for annual reporting periods beginning on or after January 1, 2020, with earlier application permitted. These amendments will apply on future business combinations of the Company.



- Amendments to PAS 1, *Presentation of Financial Statements*, and PAS 8, *Accounting Policies, Changes in Accounting Estimates and Errors, Definition of Material*

The amendments refine the definition of material in PAS 1 and align the definitions used across PFRSs and other pronouncements. They are intended to improve the understanding of the existing requirements rather than to significantly impact an entity's materiality judgements.

An entity applies those amendments prospectively for annual reporting periods beginning on or after January 1, 2020, with earlier application permitted.

Effective beginning on or after January 1, 2021

- PFRS 17, *Insurance Contracts*

PFRS 17 is a comprehensive new accounting standard for insurance contracts covering recognition and measurement, presentation and disclosure. Once effective, PFRS 17 will replace PFRS 4, *Insurance Contracts*. This new standard on insurance contracts applies to all types of insurance contracts (i.e., life, non-life, direct insurance and re-insurance), regardless of the type of entities that issue them, as well as to certain guarantees and financial instruments with discretionary participation features. A few scope exceptions will apply.

The overall objective of PFRS 17 is to provide an accounting model for insurance contracts that is more useful and consistent for insurers. In contrast to the requirements in PFRS 4, which are largely based on grandfathering previous local accounting policies, PFRS 17 provides a comprehensive model for insurance contracts, covering all relevant accounting aspects. The core of PFRS 17 is the general model, supplemented by:

- A specific adaptation for contracts with direct participation features (the variable fee approach)
- A simplified approach (the premium allocation approach) mainly for short-duration contracts

PFRS 17 is effective for reporting periods beginning on or after January 1, 2021, with comparative figures required. Early application is permitted.

Deferred effectivity

- Amendments to PFRS 10, *Consolidated Financial Statements*, and PAS 28, *Sale or Contribution of Assets between an Investor and its Associate or Joint Venture*

The amendments address the conflict between PFRS 10 and PAS 28 in dealing with the loss of control of a subsidiary that is sold or contributed to an associate or joint venture. The amendments clarify that a full gain or loss is recognized when a transfer to an associate or joint venture involves a business as defined in PFRS 3. Any gain or loss resulting from the sale or contribution of assets that does not constitute a business, however, is recognized only to the extent of unrelated investors' interests in the associate or joint venture.

On January 13, 2016, the Financial Reporting Standards Council deferred the original effective date of January 1, 2016 of the said amendments until the International Accounting Standards Board (IASB) completes its broader review of the research project on equity accounting that may result in the simplification of accounting for such transactions and of other aspects of accounting for associates and joint ventures.



Summary of Significant Accounting Policies

The accounting policies set out below have been applied consistently to all periods presented in the Company's consolidated financial statements, unless otherwise indicated.

Business Combinations and Goodwill

Business combinations are accounted for using the acquisition method. The cost of an acquisition is measured as the aggregate of the consideration transferred measured at acquisition date fair value and the amount of any NCI in the acquiree. For each business combination, the Company elects whether to measure the NCI in the acquiree at fair value or at the proportionate share of the acquiree's identifiable assets. Acquisition-related costs are expensed as incurred and included in administrative expenses.

When the Company acquires a business, it assesses the financial assets and liabilities assumed for appropriate classification and designation in accordance with the contractual terms, economic circumstances and pertinent conditions as at the acquisition date. This includes the separation of embedded derivatives in host contracts by the acquiree.

If the business combination is achieved in stages, any previously held equity interest is remeasured at its acquisition date fair value and any resulting gain or loss is recognized in the consolidated statement of income.

Any contingent consideration to be transferred by the acquirer will be recognized at fair value at the acquisition date. Contingent consideration classified as an asset or liability is measured at fair value with changes in fair value recognized in the consolidated statement of income. Contingent consideration that is classified as equity is not remeasured and subsequent settlement is accounted for within equity.

Goodwill is initially measured at cost, being the excess of the aggregate of the consideration transferred and the amount recognized for NCI, and any previous interest held, over the net identifiable assets acquired and liabilities assumed. If the fair value of the net assets acquired is in excess of the aggregate consideration transferred, the Company re-assesses whether it has correctly identified all of the assets acquired and all of the liabilities assumed and reviews the procedures used to measure the amounts to be recognized at the acquisition date. If the reassessment still results in an excess of the fair value of net assets acquired over the aggregate consideration transferred, then the gain is recognized in the consolidated statement of income.

After initial recognition, goodwill is measured at cost less any accumulated impairment losses. For the purpose of impairment testing, goodwill acquired in a business combination is, from the acquisition date, allocated to each of the Company's cash-generating units (CGU) that are expected to benefit from the combination, irrespective of whether other assets or liabilities of the acquiree are assigned to those units.

Where goodwill has been allocated to a CGU and part of the operation within that unit is disposed of, the goodwill associated with the disposed operation is included in the carrying amount of the operation when determining the gain or loss on disposal. Goodwill disposed in these circumstances is measured based on the relative values of the disposed operation and the portion of the CGU retained.

Business Combination Involving Entities Under Common Control

Business combinations involving entities under common control are accounted for by applying the pooling of interest method. The assets and liabilities of the combining entities are combined and reflected at their carrying amounts reported in the Company's consolidated statement of financial position. The consolidated statement of income, comprehensive income and cash flows reflect the



result of the combining entities in full, irrespective of when the combination takes place. Comparatives are presented as if the entities had always been combined since the date entities had been under common control.

Under the pooling of interest method of accounting, the results of operations and cash flows of the Parent Company and its subsidiaries are combined from the beginning of the financial period in which the acquisition occurred and their assets and liabilities are combined at the amounts at which these were previously recorded at the Company's consolidated financial statements as if these had been part of the Company for the whole of the current and preceding periods.

Presentation of Consolidated Financial Statements

The Company has elected to present all items of recognized income and expense in two statements: a statement displaying components of profit or loss (consolidated statement of income) and a second statement beginning with profit or loss and displaying components of OCI (consolidated statement of comprehensive income).

Current versus Noncurrent Classification

The Company presents assets and liabilities in the consolidated statement of financial position based on current or noncurrent classification. An asset is current when it is:

- expected to be realized or intended to be sold or consumed in normal operating cycle;
- held primarily for the purpose of trading;
- expected to be realized within twelve (12) months after the reporting period; or,
- cash or cash equivalent unless restricted from being exchanged or used to settle a liability for at least twelve (12) months after the reporting period.

All other assets are classified as noncurrent.

A liability is current when:

- it is expected to be settled in the normal operating cycle;
- it is held primarily for the purpose of trading;
- it is due to be settled within twelve (12) months after the reporting period; or,
- there is no unconditional right to defer the settlement of the liability for at least twelve (12) months after the reporting period.

The Company classifies all other liabilities as noncurrent.

Deferred income tax assets and liabilities are classified as noncurrent assets and liabilities.

Cash and Cash Equivalents

Cash and cash equivalents in the consolidated statement of financial position is composed of cash in banks and on hand and short-term deposits with a maturity of three (3) months or less, which are subject to an insignificant risk of changes in value.

Short-term Investments

Short-term investments represent investments that are readily convertible to known amounts of cash with original maturities of more than three (3) months to one (1) year.

Fair Value Measurement

The Company measures investments held for trading/ financial assets at FVTPL, AFS investments/ financial assets at FVOCI and derivative financial instruments at fair value at each reporting date.



Fair value related disclosures for financial instruments and non-financial assets that are measured at fair value or where fair values are disclosed, are summarized in the following notes:

- Quantitative disclosures of fair value measurement hierarchy, see Note 36
- Investment properties, see Note 16
- Financial instruments (including those carried at amortized cost), see Note 36

Fair value is the estimated price that would be received to sell an asset or paid to transfer a liability in an orderly transaction between market participants at the measurement date. The fair value measurement is based on the presumption that the transaction to sell the asset or transfer the liability takes place either:

- in the principal market for the asset or liability; or,
- in the absence of a principal market, in the most advantageous market for the asset or liability.

The principal or the most advantageous market must be accessible by the Company.

The fair value of an asset or a liability is measured using the assumptions that market participants would use when pricing the asset or liability, assuming that market participants act in their economic best interest.

A fair value measurement of a non-financial asset takes into account a market participant's ability to generate economic benefits by using the asset in its highest and best use or by selling it to another market participant that would use the asset in its highest and best use.

The Company uses valuation techniques that are appropriate in the circumstances and for which sufficient data are available to measure fair value, maximizing the use of relevant observable inputs and minimizing the use of unobservable inputs.

All assets and liabilities for which fair value is measured or disclosed in the consolidated financial statements are categorized within the fair value hierarchy, described in Note 36, based on the lowest level input that is significant to the fair value measurement as a whole.

For assets and liabilities that are recognized in the consolidated financial statements on a recurring basis, the Company determines whether transfers have occurred between levels in the hierarchy by reassessing categorization (based on the lowest level input that is significant to the fair value measurement as a whole) at the end of each reporting period.

For the purpose of fair value disclosures, the Company has determined classes of assets and liabilities on the basis of the nature, characteristics and risks of the asset or liability and the level of the fair value hierarchy.

Financial Instruments - Initial Recognition, Classification and Subsequent Measurement (Prior to adoption of PFRS 9)

A financial instrument is any contract that gives rise to a financial asset of one entity and a financial liability or equity instrument of another entity.

Financial Assets

Initial Recognition, Classification and Measurement

Financial assets are classified, at initial recognition, as financial assets at fair value through profit or loss (FVPL), loans and receivables, held-to-maturity (HTM) investments, AFS financial assets, or as derivatives designated as hedging instruments in an effective hedge, as appropriate. All financial



assets are recognized initially at fair value plus, in the case of financial assets not recorded at FVPL, transaction costs that are attributable to the acquisition of the financial asset.

Purchases or sales of financial assets that require delivery of assets within a time frame established by regulation or convention in the market place (regular way trades) are recognized on the trade date, i.e., the date that the Company commits to purchase or sell the asset.

“Day 1” Difference

Where the transaction price in a non-active market is different from the fair value of other observable current market transactions in the same instrument or based on a valuation technique whose variables include only data from observable market, the Company recognizes the difference between the transaction price and fair value (a “Day 1” difference) in the consolidated statement of income unless it qualifies for recognition as some other type of asset. In cases where data used are not observable, the difference between the transaction price and model value is only recognized in the consolidated statement of income when the inputs become observable or when the instrument is derecognized. For each transaction, the Company determines the appropriate method of recognizing the “Day 1” difference amount.

Subsequent Measurement

a. Financial assets at FVPL

Financial assets at FVPL include financial assets held for trading and financial assets designated upon initial recognition at FVPL. Financial assets are classified as held for trading if they are acquired for the purpose of selling or repurchasing in the near term.

Derivatives, including separated embedded derivatives, are also classified as held for trading unless they are designated as effective hedging instruments as defined by PAS 39.

Net changes in fair value relating to the held-for-trading positions are recognized in the consolidated statement of income as gain or loss on changes in fair value of investments held for trading under “Interest and other financial income” included in “Other income - net” account. Interest and other financial income or charges are recorded when earned or incurred, respectively, while dividend income is recorded when the right to receive payment has been established.

The Company has no financial assets designated at FVPL on initial recognition.

As at December 31, 2017, the Company’s investments in UITFs and FXTNs are classified as financial assets at FVPL under PAS 39 (see Notes 6 and 35).

Derivatives embedded in host contracts are accounted for as separate derivatives and recorded at fair value if their economic characteristics and risks are not closely related to those of the host contracts and the host contracts are not held for trading or designated at FVPL. These embedded derivatives are measured at fair value with changes in fair value recognized in the consolidated statement of income. Reassessment only occurs if there is either a change in the terms of the contract that significantly modifies the cash flows that would otherwise be required or a reclassification of a financial asset out of FVPL.

The Company enters into short-term forward currency contracts to hedge its currency exposure. Derivative instruments are initially recognized at fair value on the date in which a derivative transaction is entered into or bifurcated, and are subsequently remeasured at fair value. Derivatives are carried as assets when the fair value is positive and as liabilities when the fair value is negative. The Company has opted not to designate its derivative transactions under



hedge accounting. Consequently, gains and losses from changes in fair value of these derivatives are recognized immediately in the consolidated statement of income.

The fair values of freestanding forward currency transactions are calculated by reference to current forward exchange rates for contracts with similar maturity profiles.

As at December 31, 2017, the Company's derivative asset, included under "Other current assets" account in the consolidated statement of financial position, is classified as a financial asset at FVPL (see Notes 10 and 35).

b. Loans and receivables

Loans and receivables are non-derivative financial assets with fixed or determinable payments that are not quoted in an active market. After initial measurement, such financial assets are subsequently measured at amortized cost using the effective interest rate (EIR) method, less impairment. Amortized cost is calculated by taking into account any discount or premium on acquisition and fees or costs that are an integral part of the EIR. The EIR amortization is included in "Other income - net" in the consolidated statement of income.

As at December 31, 2017, the Company's cash and cash equivalents, short-term investments, receivables and refundable deposits are classified as loans and receivables under PAS 39 (see Notes 5, 8, 10, 18 and 35).

c. HTM investments

Non-derivative financial assets with fixed or determinable payments and fixed maturities are classified as HTM investments when the Company has the positive intention and ability to hold them to maturity. After initial measurement, HTM investments are measured at amortized cost using the EIR, less impairment.

As at December 31, 2017, the Company has no financial assets classified as HTM investments.

d. AFS financial assets

AFS financial assets include equity investments. Equity investments classified as AFS are those that are neither classified as held for trading nor designated at FVPL.

After initial measurement, AFS financial assets are subsequently measured at fair value with unrealized gains or losses recognized in other comprehensive income (OCI) and credited in the AFS reserve until the investment is derecognized, at which time the cumulative gain or loss is recognized in the consolidated statement of income, or the investment is determined to be impaired, when the cumulative loss is reclassified from the AFS reserve to the consolidated statement of income. Interest earned while holding AFS financial assets is reported as interest income using the EIR method.

The Company evaluates whether the ability and intention to sell its AFS financial assets in the near term is still appropriate. When, in rare circumstances, the Company is unable to trade these financial assets due to inactive markets, the Company may elect to reclassify these financial assets if the management has the ability and intention to hold the assets for foreseeable future or until maturity.

For a financial asset reclassified from the AFS category, the fair value at the date of reclassification becomes its new amortized cost and any previous gain or loss on the asset that has been recognized in equity is amortized to the consolidated statement of income over the remaining life of the investment using the EIR method. Any difference between the new



amortized cost and the maturity amount is also amortized over the remaining life of the asset using the EIR method. If the asset is subsequently determined to be impaired, then the amount recorded in equity is reclassified to the consolidated statement of income.

As at December 31, 2017, the Company's investments in listed and unlisted equity securities, golf club shares and investment in a UITF that is neither classified as held for trading nor designated at FVPL are classified as noncurrent AFS financial assets under PAS 39 (see Notes 14 and 35).

Financial Liabilities

Initial Recognition, Classification and Measurement

Financial liabilities are classified, at initial recognition, as financial liabilities at FVPL, as derivatives designated as hedging instruments in an effective hedge, or as other financial liabilities, as appropriate.

All financial liabilities are recognized initially at fair value and, in the case of other financial liabilities, net of directly attributable transaction costs.

The Company's financial liabilities include accounts payable and other current liabilities (excluding statutory payables), due to stockholders and long-term loans and other noncurrent liabilities including derivative liabilities (excluding deferred revenue).

Subsequent Measurement

The subsequent measurement of financial liabilities depends on their classification, as described below:

a. Financial liabilities at FVPL

Financial liabilities at FVPL include financial liabilities held for trading and financial liabilities designated upon initial recognition at FVPL.

Financial liabilities are classified as held for trading if they are incurred for the purpose of repurchasing in the near term. This category also includes derivative financial instruments entered into by the Company that are not designated as hedging instruments in hedge relationships as defined by PAS 39. Separated embedded derivatives are also classified as held for trading unless they are designated as effective hedging instruments.

Gains or losses on liabilities held for trading are recognized in the consolidated statement of income.

Financial liabilities designated upon initial recognition at FVPL are designated at the initial date of recognition, and only if the criteria in PAS 39 are satisfied.

b. Other financial liabilities

After initial recognition, other financial liabilities that are interest-bearing are subsequently measured at amortized cost using the EIR method.

Gains and losses are recognized in the consolidated statement of income when the liabilities are derecognized as well as through the EIR amortization process.

Amortized cost is calculated by taking into account any discount or premium on acquisition and fees or costs that are an integral part of the EIR. The EIR amortization is included in "Other income - net" account in the consolidated statement of income.



As at December 31, 2017, the Company has not designated any financial liability at FVPL. The Company's accounts payable and other current liabilities (excluding statutory payables), due to stockholders, deposit payables and long-term loans and other noncurrent liabilities (excluding deferred revenue) are classified as other financial liabilities under PAS 39 (see Notes 19, 20, 21, 31 and 35).

Debt Issue Costs

Debt issue costs are deducted against long-term debt and are amortized over the terms of the related borrowings using the EIR method.

Financial Instruments – Classification and Measurement (Upon adoption of PFRS 9)

Classification of Financial Assets

Financial assets are classified in their entirety based on the contractual cash flows characteristics of the financial assets and the Company's business model for managing the financial assets. The Company classifies its financial assets into the following measurement categories:

- financial assets measured at amortized cost
- financial assets measured at FVTPL
- financial assets measured at FVOCI, where cumulative gains or losses previously recognized are reclassified to profit or loss
- financial assets measured at FVOCI, where cumulative gains or losses previously recognized are not reclassified to profit or loss

Contractual Cash Flows Characteristics

If the financial asset is held within a business model whose objective is to hold assets to collect contractual cash flows or within a business model whose objective is achieved by both collecting contractual cash flows and selling financial assets, the Company assesses whether the cash flows from the financial asset represent solely payments of principal and interest (SPPI) on the principal amount outstanding.

In making this assessment, the Company determines whether the contractual cash flows are consistent with a basic lending arrangement, i.e., interest includes consideration only for the time value of money, credit risk and other basic lending risks and costs associated with holding the financial asset for a particular period of time. In addition, interest can include a profit margin that is consistent with a basic lending arrangement. The assessment as to whether the cash flows meet the test is made in the currency in which the financial asset is denominated. Any other contractual terms that introduce exposure to risks or volatility in the contractual cash flows that is unrelated to a basic lending arrangement, such as exposure to changes in equity prices or commodity prices, do not give rise to contractual cash flows that are solely payments of principal and interest on the principal amount outstanding.

Business Model

The Company's business model is determined at a level that reflects how groups of financial assets are managed together to achieve a particular business objective. The Company's business model does not depend on management's intentions for an individual instrument.

The Company's business model refers to how it manages its financial assets in order to generate cash flows. The Company's business model determines whether cash flows will result from collecting contractual cash flows, selling financial assets or both. Relevant factors considered by the Company in determining the business model for a group of financial assets include how the performance of the business model and the financial assets held within that business model are evaluated and reported to



the Company's key management personnel, the risks that affect the performance of the business model (and the financial assets held within that business model) and how these risks are managed and how managers of the business are compensated.

Financial Assets at Amortized Cost

A financial asset is measured at amortized cost if (i) it is held within a business model whose objective is to hold financial assets in order to collect contractual cash flows and (ii) the contractual terms of the financial asset give rise on specified dates to cash flows that are solely payments of principal and interest on the principal amount outstanding. These financial assets are initially recognized at fair value plus directly attributable transaction costs and subsequently measured at amortized cost using the EIR method, less any impairment in value. Amortized cost is calculated by taking into account any discount or premium on acquisition and fees and costs that are an integral part of the EIR. The amortization is included in "Other income- net" in the consolidated statement of income and is calculated by applying the EIR to the gross carrying amount of the financial asset, except for (i) purchased or originated credit-impaired financial assets and (ii) financial assets that have subsequently become credit-impaired, where, in both cases, the EIR is applied to the amortized cost of the financial asset. Losses arising from impairment are recognized in "Provision for credit losses" in the consolidated statement of income.

As at December 31, 2018, the Company's financial assets at amortized cost includes cash and cash equivalents, short-term investments, receivables and refundable deposits (see Notes 5, 8, 10, 18, and 35).

Financial Assets at FVOCI

Debt instruments

A financial asset is measured at FVOCI if (i) it is held within a business model whose objective is achieved by both collecting contractual cash flows and selling financial assets and (ii) its contractual terms give rise on specified dates to cash flows that are solely payments of principal and interest on the principal amount outstanding. These financial assets are initially recognized at fair value plus directly attributable transaction costs and subsequently measured at fair value. Gains and losses arising from changes in fair value are included in other comprehensive income within a separate component of equity. Impairment losses or reversals, interest income and foreign exchange gains and losses are recognized in profit and loss until the financial asset is derecognized. Upon derecognition, the cumulative gain or loss previously recognized in other comprehensive income is reclassified from equity to profit or loss. This reflects the gain or loss that would have been recognized in profit or loss upon derecognition if the financial asset had been measured at amortized cost. Impairment is measured based on the expected credit loss (ECL) model.

As of December 31, 2018, the Company does not have debt instruments at FVOCI.

Equity instruments

The Company may also make an irrevocable election to measure at FVOCI on initial recognition investments in equity instruments that are neither held for trading nor contingent consideration recognized in a business combination in accordance with PFRS 3. Amounts recognized in OCI are not subsequently transferred to profit or loss. However, the Company may transfer the cumulative gain or loss within equity. Dividends on such investments are recognized in profit or loss, unless the dividend clearly represents a recovery of part of the cost of the investment.



Dividends are recognized in profit or loss only when:

- the Company's right to receive payment of the dividend is established
- it is probable that the economic benefits associated with the dividend will flow to the Company; and
- the amount of the dividend can be measured reliably.

As at December 31, 2018, the Company's investments in quoted and unquoted equity securities and golf club shares are classified as financial asset at FVOCI under PFRS 9 (see Notes 15 and 35).

Financial Assets at FVTPL

Financial assets at FVTPL are measured at fair value unless these are measured at amortized cost or at FVOCI. Included in this classification are equity investments held for trading and debt instruments with contractual terms that do not represent solely payments of principal and interest. Financial assets held at FVTPL are initially recognized at fair value, with transaction costs recognized in the consolidated statement of income as incurred. Subsequently, they are measured at fair value and any gains or losses are recognized in the consolidated statement of income.

Additionally, even if the asset meets the amortized cost or the FVOCI criteria, the Company may choose at initial recognition to designate the financial asset at FVTPL if doing so eliminates or significantly reduces a measurement or recognition inconsistency (an accounting mismatch) that would otherwise arise from measuring financial assets on a different basis.

Trading gains or losses are calculated based on the results arising from trading activities of the Company, including all gains and losses from changes in fair value for financial assets and financial liabilities at FVTPL, and the gains or losses from disposal of financial investments.

As at December 31, 2018, the Company's investments in UITFs and FXTNs and derivative assets are classified as financial assets at FVTPL under PFRS 9 (see Notes 6 and 36).

Classification of Financial Liabilities

Financial liabilities are measured at amortized cost, except for the following:

- financial liabilities measured at FVTPL;
- financial liabilities that arise when a transfer of a financial asset does not qualify for derecognition or when the Company retains continuing involvement;
- financial guarantee contracts;
- commitments to provide a loan at a below-market interest rate; and
- contingent consideration recognized by an acquirer in accordance with PFRS 3.

A financial liability may be designated at fair value through profit or loss if it eliminates or significantly reduces a measurement or recognition inconsistency (an accounting mismatch) or:

- if a host contract contains one or more embedded derivatives; or
- if a group of financial liabilities or financial assets and liabilities is managed and its performance evaluated on a fair value basis in accordance with a documented risk management or investment strategy.

Where a financial liability is designated at FVTPL, the movement in fair value attributable to changes in the Company's own credit quality is calculated by determining the changes in credit spreads above observable market interest rates and is presented separately in other comprehensive income.



As at December 31, 2018, the Company has not designated any financial liability at FVTPL. The Company's accounts payable and other current liabilities (excluding statutory payables), due to stockholders, short-term and long-term loans, deposit payables and other noncurrent liabilities are classified as financial liabilities measured at amortized cost under PFRS 9 (see Notes 19, 20, 21, 31 and 35).

Reclassifications of Financial Instruments (Upon adoption of PFRS 9)

The Company reclassifies its financial assets when, and only when, there is a change in the business model for managing the financial assets. Reclassifications shall be applied prospectively by the Company and any previously recognized gains, losses or interest shall not be restated. The Company does not reclassify its financial liabilities.

The Company does not reclassify its financial assets when:

- a financial asset that was previously a designated and effective hedging instrument in a cash flow hedge or net investment hedge no longer qualifies as such;
- a financial asset becomes a designated and effective hedging instrument in a cash flow hedge or net investment hedge; and
- there is a change in measurement on credit exposures measured at fair value through profit or loss.

Derecognition of Financial Assets and Financial Liabilities (Prior to and upon adoption of PFRS 9)

Financial Assets

A financial asset (or, where applicable, a part of a financial asset or part of a group of similar financial assets) is primarily derecognized (i.e., removed from the Company's consolidated statement of financial position) when:

- the rights to receive cash flows from the asset have expired; or,
- the Company has transferred its rights to receive cash flows from the asset or has assumed an obligation to pay the received cash flows in full without material delay to a third party under a 'pass-through' arrangement; and either (a) the Company has transferred substantially all the risks and rewards of the asset; or (b) the Company has neither transferred nor retained substantially all the risks and rewards of the asset, but has transferred control of the asset.

When the Company has transferred its rights to receive cash flows from an asset or has entered into a pass-through arrangement, it evaluates if and to what extent it has retained the risks and rewards of ownership. When it has neither transferred nor retained substantially all of the risks and rewards of the asset, nor transferred control of the asset, the Company continues to recognize the transferred asset to the extent of the Company's continuing involvement. In that case, the Company also recognizes an associated liability. The transferred asset and the associated liability are measured on a basis that reflects the rights and obligations that the Company has retained.

Continuing involvement that takes the form of a guarantee over the transferred asset is measured at the lower of the original carrying amount of the asset and the maximum amount of consideration that the Company could be required to repay.

Modification of Contractual Cash Flows

When the contractual cash flows of a financial asset are renegotiated or otherwise modified and the renegotiation or modification does not result in the derecognition of that financial asset, the Group recalculates the gross carrying amount of the financial asset as the present value of the renegotiated or modified contractual cash flows discounted at the original EIR (or credit-adjusted EIR for purchased or originated credit-impaired financial assets) and recognizes a modification gain or loss in the statement of comprehensive income.



When the modification of a financial asset results in the derecognition of the existing financial asset and the subsequent recognition of the modified financial asset, the modified asset is considered a 'new' financial asset. Accordingly, the date of the modification shall be treated as the date of initial recognition of that financial asset when applying the impairment requirements to the modified financial asset.

Financial liability

A financial liability is derecognized when the obligation under the liability is discharged or cancelled or expired. When an existing financial liability is replaced by another from the same lender on substantially different terms, or the terms of an existing liability are substantially modified, such an exchange or modification is treated as the derecognition of the original liability and the recognition of a new liability. The difference in the respective carrying amounts is recognized in the consolidated statement of income.

Offsetting of Financial Instruments (Prior to and upon adoption of PFRS 9)

Financial assets and financial liabilities are offset and the net amount is reported in the consolidated statement of financial position if there is a currently enforceable legal right to offset the recognized amounts and there is an intention to settle on a net basis, to realize the assets and settle the liabilities simultaneously.

The Company assesses that it has a currently enforceable right of offset if the right is not contingent on a future event, and is legally enforceable in the normal course of business, event of default, and event of insolvency or bankruptcy of the Company and all of the counterparties.

There are no offsetting of financial assets and financial liabilities and any similar arrangements that are required to be disclosed in the Company's consolidated financial statements as at December 31, 2018 and 2017.

Impairment of Financial Assets (Prior to adoption of PFRS 9)

Further disclosures relating to impairment of financial assets are also provided in the following notes:

- Disclosures for significant judgment and estimates, see Note 4
- Receivables, see Notes 8, 31 and 35
- AFS investments, see Notes 14 and 35

The Company assesses, at each reporting date, whether there is objective evidence that a financial asset or a group of financial assets is impaired. An impairment exists if one or more events that has occurred since the initial recognition of the asset (an incurred 'loss event'), has an impact on the estimated future cash flows of the financial asset or the group of financial assets that can be reliably estimated. Evidence of impairment may include indications that the debtors or a group of debtors is experiencing significant financial difficulty, default or delinquency in interest or principal payments, the probability that they will enter bankruptcy or other financial reorganization and observable data indicating that there is a measurable decrease in the estimated future cash flows, such as changes in arrears or economic conditions that correlate with defaults.

Loans and Receivables Carried at Amortized Cost

For financial assets carried at amortized cost, the Company first assesses whether impairment exists individually for financial assets that are individually significant, or collectively for financial assets that are not individually significant. If the Company determines that no objective evidence of impairment exists for an individually assessed financial asset, whether significant or not, it includes the asset in a group of financial assets with similar credit risk characteristics and collectively assesses



them for impairment. Assets that are individually assessed for impairment and for which an impairment loss is, or continues to be, recognized are not included in a collective assessment of impairment.

The amount of any impairment loss identified is measured as the difference between the asset's carrying amount and the present value of estimated future cash flows (excluding future expected credit losses that have not yet been incurred). The present value of the estimated future cash flows is discounted at the financial asset's original EIR.

The carrying amount of the asset is reduced through the use of an allowance account and the loss is recognized in the consolidated statement of income. Interest income, recorded under "Other income - net" account in the consolidated statement of income, continues to be accrued on the reduced carrying amount and is accrued using the rate of interest used to discount the future cash flows for the purpose of measuring the impairment loss. Loans together with the associated allowance are written-off when there is no realistic prospect of future recovery and all collateral has been realized or has been transferred to the Company. If, in a subsequent year, the amount of the estimated impairment loss increases or decreases because of an event occurring after the impairment was recognized, the previously recognized impairment loss is increased or reduced by adjusting the allowance account. If a write-off is later recovered, the recovery is credited to "Other income - net" account in the consolidated statement of income.

Assets Carried at Cost

If there is objective evidence that an impairment loss on an unquoted equity instrument that is not carried at fair value because its fair value cannot be reliably measured has been incurred, the amount of the loss is measured as the difference between the asset's carrying amount and the present value of estimated future cash flows discounted at the current market rate of return for a similar financial asset.

AFS Financial Assets

For AFS financial assets, the Company assesses at each reporting date whether there is objective evidence that an investment or a group of investments is impaired.

In the case of equity investments classified as AFS, objective evidence would include a significant or prolonged decline in the fair value of the investments below its cost. 'Significant' is evaluated against the original cost of the investment and 'prolonged' against the period in which the fair value has been below its original cost. When there is evidence of impairment, the cumulative loss, measured as the difference between the acquisition cost and the current fair value, less any impairment loss on that investment previously recognized in the consolidated statement of income, is removed from OCI and recognized in the consolidated statement of income. Impairment losses on equity investments are not reversed through the consolidated statement of income; increases in their fair value after impairment are recognized in OCI.

The determination of what is 'significant' or 'prolonged' requires judgment. In making this judgment, the Company evaluates, among other factors, the duration or extent to which the fair value of an investment is less than its cost.

Impairment of Financial Assets (Upon adoption of PFRS 9)

PFRS 9 introduces the single, forward-looking "expected loss" impairment model, replacing the "incurred loss" impairment model under PAS 39.

The Company recognizes ECL on debt instruments that are measured at amortized. No ECL is recognized on equity investments.



ECLs are measured in a way that reflects the following:

- an unbiased and probability-weighted amount that is determined by evaluating a range of possible outcomes;
- the time value of money; and
- reasonable and supportable information that is available without undue cost or effort at the reporting date about past events, current conditions and forecasts of future economic conditions.

Financial assets migrate through the following three (3) stages based on the change in credit quality since initial recognition:

Stage 1: 12-month ECL

For credit exposures where there have not been significant increases in credit risk since initial recognition and that are not credit-impaired upon origination, the portion of lifetime ECLs that represent the ECLs that result from default events that are possible within the 12-months after the reporting date are recognized.

Stage 2: Lifetime ECL – not credit-impaired

For credit exposures where there have been significant increases in credit risk since initial recognition on an individual or collective basis but are not credit-impaired, lifetime ECLs representing the ECLs that result from all possible default events over the expected life of the financial asset are recognized.

Stage 3: Lifetime ECL – credit-impaired

Financial assets are credit-impaired when one or more events that have a detrimental impact on the estimated future cash flows of those financial assets have occurred. For these credit exposures, lifetime ECLs are recognized and interest revenue is calculated by applying the credit-adjusted effective interest rate to the amortized cost of the financial asset.

Loss Allowance

For trade receivables, the Company applies a simplified approach in calculating ECLs. Therefore, the Company does not track changes in credit risk, but instead recognized a loss allowance based on lifetime ECLs at each reporting date. The Company has established a provision matrix that is based on its historical credit loss experience, adjusted for forward-looking factors specific to the debtors and the economic environment.

For all debt financial assets other than trade receivables, ECLs are recognized using general approach wherein the Company tracks changes in credit risk and recognizes a loss allowance based on either a 12-month or lifetime ECLs at each reporting date.

Loss allowances are recognized based on 12-month ECL for debt investment securities that are assessed to have low credit risk at the reporting date. A financial asset is considered to have low credit risk if:

- the financial instrument has a low risk of default
- the borrower has a strong capacity to meet its contractual cash flow obligations in the near term
- adverse changes in economic and business conditions in the longer term may, but will not necessarily, reduce the ability of the borrower to fulfil its contractual cash flow obligations.

The Company considers a financial asset to have low credit risk when its credit risk rating is equivalent to the globally understood definition of ‘investment grade’.



Determining the Stage for Impairment

At each reporting date, the Company assesses whether there has been a significant increase in credit risk for financial assets since initial recognition by comparing the risk of default occurring over the expected life between the reporting date and the date of initial recognition. The Company considers reasonable and supportable information that is relevant and available without undue cost or effort for this purpose. This includes quantitative and qualitative information and forward-looking analysis.

An exposure will migrate through the ECL stages as asset quality deteriorates. If, in a subsequent period, asset quality improves and also reverses any previously assessed significant increase in credit risk since origination, then the loss allowance measurement reverts from lifetime ECL to 12-months ECL.

Write-off policy

The Company writes-off a financial asset and any previously recorded allowance, in whole or in part, when the asset is considered uncollectible, it has exhausted all practical recovery efforts and has concluded that it has no reasonable expectations of recovering the financial asset in its entirety or a portion thereof.

Fuel and Spare Parts

Fuel and spare parts are stated at the lower of cost or net realizable value (NRV). Cost is determined using the first-in, first-out method. NRV is the current replacement cost of fuel and spare parts.

Non-current Assets Held for Sale

The Company classifies non-current assets as held for sale if their carrying amounts will be recovered principally through a sale transaction rather than through continuing use. Non-current assets classified as held for sale are measured at the lower of their carrying amount and fair value less costs to sell. Costs to sell are the incremental costs directly attributable to the disposal of an asset (disposal group), excluding finance costs and income tax expense.

The criteria for held for sale classification under PFRS 5, *Noncurrent Assets Held for Sale and Discontinued Operations* is regarded as met only when the sale is highly probable and the asset is available for immediate sale in its present condition. Actions required to complete the sale should indicate that it is unlikely that significant changes to the sale will be made or that the decision to sell will be withdrawn. Management must be committed to the plan to sell the asset and the sale is expected to be completed within one year from the date of the classification.

Property, plant and equipment are not depreciated or amortized once classified as held for sale.

Assets and liabilities classified as held for sale are presented separately as current items in the consolidated statement of financial position.

Property, Plant and Equipment

Property, plant and equipment, except land, is stated at cost, net of accumulated depreciation and impairment losses. Such cost includes the cost of replacing a part of the plant and equipment and borrowing costs for long-term construction projects if the recognition criteria are met. When significant parts of plant and equipment are required to be replaced at intervals, the Company depreciates them separately based on their specific useful lives. Likewise, when a major inspection is performed, its cost is recognized in the carrying amount of the plant and equipment as a replacement if the recognition criteria are satisfied. All other repair and maintenance costs are recognized in the consolidated statement of income as incurred.

Land is stated at cost, net of accumulated impairment losses, if any.



The present value of the expected cost for the decommissioning of an asset after its use is included in the cost of the respective asset if the recognition criteria for a provision are met.

Depreciation is calculated on a straight-line basis over the estimated useful lives of the assets. The depreciation of property and equipment, except land, begins when it becomes available for use, i.e., when it is in the location and condition necessary for it to be capable of operating in the manner intended by management. Depreciation ceases when the assets are fully depreciated or at the earlier of the date that the item is classified as held for sale (or included in the disposal group that is classified as held for sale) in accordance with PFRS 5, and the date the item is derecognized. The estimated useful lives used in depreciating the Company's property, plant and equipment are disclosed in Note 12.

The residual values, useful lives and depreciation method are reviewed periodically to ensure that the periods and methods of depreciation are consistent with the expected pattern of economic benefits from items of property and equipment. These are adjusted prospectively, if appropriate.

Fully depreciated property, plant and equipment are retained in the accounts until they are no longer in use and no further depreciation is charged to current operations.

An item of property, plant and equipment and any significant part initially recognized is derecognized upon disposal or when no future economic benefits are expected from its use or disposal. Any gain or loss arising on derecognition of the asset (calculated as the difference between the net disposal proceeds and the carrying amount of the asset) is included in the consolidated statement of income when the asset is derecognized.

Construction in progress is stated at cost less any impairment in value. This includes cost of construction and other direct costs. Construction in progress is not depreciated until such time as the relevant assets are completed and ready for operational use.

Leases

The determination of whether an arrangement is (or contains) a lease is based on the substance of the arrangement at the inception of the lease. The arrangement is, or contains, a lease if fulfilment of the arrangement is dependent on the use of a specific asset or assets and the arrangement conveys a right to use the asset or assets, even if that right is not explicitly specified in an arrangement.

A reassessment is made after the inception of the lease, if any, if the following applies:

- a) there is a change in contractual terms, other than a renewal or extension of the arrangement;
- b) a renewal option is exercised or extension granted, unless the term of the renewal or extension was initially included in the lease term;
- c) there is a change in the determination of whether fulfillment is dependent on a specified asset; or,
- d) there is substantial change to the asset.

Where the reassessment is made, lease accounting shall commence or cease from the date when the change in circumstances gave rise to the reassessment for scenarios (a), (c), or (d) above, and at the date of renewal or extension period for scenario (b).

The Company determines whether arrangements contain a lease to which lease accounting must be applied. The costs of the agreements that do not take the legal form of a lease but convey the right to use an asset are separated into lease payments if the entity has the control of the use or access to the asset, or takes essentially all of the outputs of the asset. The said lease component for these arrangements is then accounted for as finance or operating lease.



Company as a Lessee

A lease is classified at the inception date as a finance lease or an operating lease. A lease that transfers substantially all the risks and rewards incidental to ownership to the Company is classified as a finance lease.

Finance leases are capitalized at the commencement of the lease at the inception date fair value of the leased property or, if lower, at the present value of the minimum lease payments. Lease payments are apportioned between finance charges and reduction of the lease liability so as to achieve a constant rate of interest on the remaining balance of the liability. Finance charges are recognized under "Other income - net" account in the consolidated statement of income.

A leased asset is depreciated over the useful life of the asset. However, if there is no reasonable certainty that the Company will obtain ownership by the end of the lease term, the asset is depreciated over the shorter of the estimated useful life of the asset or the lease term.

Leases where the lessor retains substantially all the risks and benefits of ownership of the asset are classified as operating leases. Operating lease payments are recognized as "Rent" included under "Cost of sale of electricity" and "General and administrative expenses" in the consolidated statement of income on a straight-line basis over the lease term.

Company as a Lessor

Leases in which the Company does not transfer substantially all the risks and rewards of ownership of an asset are classified as operating leases. Initial direct costs incurred in negotiating and arranging an operating lease are added to the carrying amount of the leased asset and recognized over the lease term on the same basis as rental income. Contingent rents are recognized as revenue in the period in which they are earned.

Borrowing Costs

Borrowing costs directly attributable to the acquisition, construction or production of an asset that necessarily takes a substantial period of time to get ready for its intended use or sale are capitalized as part of the cost of the asset. To the extent that funds are borrowed specifically for the purpose of obtaining a qualifying asset, the amount of borrowing costs eligible for capitalization on that asset shall be determined as the actual borrowing costs incurred on that borrowing during the period less any investment income on the temporary investment of those borrowings. To the extent that funds are borrowed generally, the amount of borrowing costs eligible for capitalization shall be determined by applying a capitalization rate to the expenditures on that asset. The capitalization rate used by the Company is the weighted average of the borrowing costs applicable to the borrowings that are outstanding during the period, other than borrowings made specifically for the purpose of obtaining a qualifying asset. The amount of borrowing costs capitalized during a period shall not exceed the amount of borrowing costs incurred during that period.

All other borrowing costs are expensed in the period in which these occur. Borrowing costs consist of interest and other costs that an entity incurs in connection with the borrowing of funds.

Foreign Currency Denominated Transactions and Balances

Transactions in foreign currencies are initially recorded by the Company's entities at their respective functional currency spot rates at the date the transaction first qualifies for recognition.

Monetary assets and liabilities denominated in foreign currencies are translated at the functional currency spot rates of exchange at the reporting date. Differences arising on settlement or translation of monetary items are recognized as "Foreign exchange loss - net" under "Other income - net" in the consolidated statement of income.



Non-monetary items that are measured in terms of historical cost in a foreign currency are translated using the exchange rates at the dates of the initial transactions. Non-monetary items measured at fair value in a foreign currency are translated using the exchange rates at the dates when the fair values are determined. The gains or losses arising on translation of non-monetary items measured at fair value are treated in line with the recognition of the gains or losses on the change in fair values of the items (i.e., translation differences on items which the fair value gains or losses are recognized in OCI or in profit or loss are also recognized in OCI or in profit or loss, respectively).

Interests in Joint Arrangements

Joint arrangement is an arrangement over which two or more parties have joint control. Joint control is the contractually agreed sharing of control of an arrangement, which exists only when decisions about the relevant activities (being those that significantly affect the returns of the arrangement) require unanimous consent of the parties sharing control.

Joint Operations

A joint operation is a type of joint arrangement whereby the parties that have joint control of the arrangement have rights to the assets and obligations for the liabilities and share in the revenues and expenses relating to the arrangement. The Company's service contracts (SC) are assessed as joint operations.

Investments in Associates and Joint Ventures

An associate is an entity over which the Company has significant influence. Significant influence is the power to participate in the financial and operating policy decisions of the investee, but is not control or joint control over those policies.

A joint venture is a type of joint arrangement whereby the parties that have joint control of the arrangement have rights to the net assets of the joint venture. The considerations made in determining significant influence or joint control are similar to those necessary to determine control over subsidiaries.

The Company's investments in its associates and joint ventures are accounted for using the equity method. Under the equity method, the investment in an associate or a joint venture is initially recognized at cost. The carrying amount of the investment is adjusted to recognize changes in the Company's share in the net assets of the associate or joint venture since the acquisition date.

Goodwill relating to the associate or joint venture is included in the carrying amount of the investment and is not tested for impairment individually.

The consolidated statement of income reflects the Company's share of the results of operations of the associate or joint venture. Any change in OCI of those investees is presented as part of the Company's OCI. In addition, when there has been a change recognized directly in the equity of the associate or joint venture, the Company recognizes its share of any changes, when applicable, in the consolidated statement of changes in equity. Unrealized gains and losses resulting from transactions between the Company and the associate or joint venture are eliminated to the extent of the interest in the associate or joint venture.

The aggregate of the Company's share in profit or loss of the associate or the joint venture is shown in the consolidated statement of income outside operating profit and represents profit or loss after tax and NCI in the subsidiaries of the associate or joint venture.

If the Company's share in losses of an associate or a joint venture equals or exceeds its interest in the associate or joint venture, the Company discontinues recognizing its share of further losses.



The financial statements of the associate or joint venture are prepared for the same reporting period as the Company. When necessary, adjustments are made to bring the accounting policies in line with those of the Company.

After application of the equity method, the Company determines whether it is necessary to recognize an impairment loss on its investment in its associate or joint venture. At each reporting date, the Company determines whether there is objective evidence that the investment in the associate or joint venture is impaired. If there is such evidence, the Company calculates the amount of impairment as the difference between the recoverable amount of the associate or joint venture and its carrying value, and then recognizes the loss in the consolidated statement of income.

Upon loss of significant influence over the associate or joint control over the joint venture, the Company measures and recognizes any retained investment at its fair value. Any difference between the carrying amount of the associate or joint venture upon loss of significant influence or joint control and the fair value of the retained investment and proceeds from disposal is recognized in the consolidated statement of income.

Investment Properties

Investment properties are carried at cost, including transaction costs, net of accumulated depreciation. The carrying amount includes the cost of replacing part of an existing investment property at the time that cost is incurred if the recognition criteria are met and excludes the costs of day-to-day servicing of an investment property.

Investment properties are derecognized either when disposed of or when permanently withdrawn from use and no future economic benefit is expected from disposal. The difference between the net disposal proceeds and the carrying amount of the asset is recognized in the consolidated statement of income in the period of derecognition.

Transfers are made to (or from) investment property only when there is a change in use. For a transfer from investment property to owner-occupied property, the deemed cost for subsequent accounting is the carrying value at the date of change in use. If owner-occupied property becomes an investment property, the Company accounts for such property in accordance with the policy stated under property, plant and equipment up to the date of change in use.

Leasehold Rights

Intangible assets acquired separately are measured on initial recognition at cost. The cost of intangible assets acquired in a business combination is their fair value at the date of acquisition. Following initial recognition, intangible assets are carried at cost less any accumulated amortization and accumulated impairment losses. Internally generated intangibles, excluding capitalized development costs, are not capitalized and the related expenditure is reflected in the consolidated statement of income in the period in which the expenditure is incurred. The useful lives of intangible assets are assessed as either finite or indefinite.

Intangible assets with finite lives are amortized over their economic useful lives and assessed for impairment whenever there is an indication that the intangible assets may be impaired. The amortization period and the amortization method for an intangible asset with a finite useful life are reviewed at least at the end of each reporting period. Changes in the expected useful life or the expected pattern of consumption of future economic benefits embodied in the asset are considered to modify the amortization period or method, as appropriate, and are treated as changes in accounting estimates. The amortization expense on intangible assets with finite lives is recognized in the consolidated statement of income in the expense category that is consistent with the function of the intangible assets.



Gains or losses arising from derecognition of an intangible asset are measured as the difference between the net disposal proceeds and the carrying amount of the asset and are recognized in the consolidated statement of income when the asset is derecognized.

The useful lives of leasehold rights are assessed as finite. The amortization expense on leasehold rights are recognized as “Depreciation and amortization” under “Cost of sale of electricity” account in the consolidated statement of income.

Deferred Exploration Costs

The Company follows the full cost method of accounting for exploration costs determined on the basis of each SC area. Under this method, all exploration costs relating to each SC are deferred pending the determination of whether the contract area contains oil and gas reserves in commercial quantities, net of any allowance for impairment losses.

Expenditures for mineral exploration and development work on mining properties are also deferred as incurred, net of any allowance for impairment losses. These expenditures are provided with an allowance when there are indications that the exploration results are negative. These are written-off against the allowance when the projects are abandoned or determined to be definitely unproductive. When the exploration work results are positive, the net exploration costs and subsequent development costs are capitalized and amortized from the start of commercial operations.

Impairment of Non-financial Assets

The Company assesses, at each reporting date, whether there is an indication that an asset may be impaired in accordance with PAS 36. If any indication exists, or when annual impairment testing for an asset is required, the Company estimates the asset’s recoverable amount. An asset’s recoverable amount is the higher of an asset’s or CGU’s fair value less costs of disposal and its value in use. The recoverable amount is determined for an individual asset, unless the asset does not generate cash inflows that are largely independent of those from other assets or groups of assets. When the carrying amount of an asset or CGU exceeds its recoverable amount, the asset is considered impaired and is written down to its recoverable amount.

In assessing value in use, the estimated future cash flows are discounted to their present value using a pre-tax discount rate that reflects current market assessments of the time value of money and the risks specific to the asset. In determining fair value less costs of disposal, recent market transactions are taken into account. If no such transactions can be identified, an appropriate valuation model is used. These calculations are corroborated by valuation multiples, quoted share prices for publicly traded companies or other available fair value indicators.

The Company bases its impairment calculation on detailed budgets and forecast calculations, which are prepared separately for each of the Company’s CGUs to which the individual assets are allocated. These budgets and forecast calculations generally cover a period of five years. For longer periods, a long-term growth rate is calculated and applied to project future cash flows after the fifth (5th) year.

Impairment losses are recognized in the consolidated statement of income in expense categories consistent with the function of the impaired asset.

For assets excluding goodwill, an assessment is made at each reporting date to determine whether there is an indication that previously recognized impairment losses no longer exist or have decreased. If such indication exists, the Company estimates the asset’s or CGU’s recoverable amount. A previously recognized impairment loss is reversed only if there has been a change in the assumptions used to determine the asset’s recoverable amount since the last impairment loss was recognized. The reversal is limited so that the carrying amount of the asset does not exceed its recoverable amount,



nor exceed the carrying amount that would have been determined, net of depreciation, had no impairment loss been recognized for the asset in prior years. Such reversal is recognized in the consolidated statement of income.

The following assets have specific characteristics for impairment testing:

Property, Plant and Equipment and Investment Properties

For property, plant and equipment and investment properties, the Company assesses for impairment on the basis of impairment indicators such as evidence of internal obsolescence or physical damage.

Investments in Associates and Interests in Joint Ventures

The Company determines at the end of each reporting period whether there is any objective evidence that the investments in associates and interests in joint ventures are impaired. If this is the case, the amount of impairment is calculated as the difference between the recoverable amount of the investments in associates and interests in joint ventures, and their carrying amounts.

Goodwill

Goodwill is tested for impairment annually and more frequently when circumstances indicate that the carrying value may be impaired. Impairment is determined for goodwill by assessing the recoverable amount of each CGU (or group of CGUs) to which the goodwill relates. When the recoverable amount of the CGU is less than its carrying amount, an impairment loss is recognized. Impairment losses relating to goodwill cannot be reversed in future periods.

Leasehold Rights

Intangible assets with finite useful lives are tested for impairment when circumstances indicate that the carrying value may be impaired.

Deferred Exploration Costs

Deferred exploration costs are reassessed for impairment on a regular basis. An impairment review is performed, either individually or at the CGU level, when there are indicators that the carrying amount of the assets may exceed their recoverable amounts. To the extent that this occurs, the excess is fully provided against, in the reporting period in which this is determined.

Facts and circumstances that would require an impairment assessment as set forth in PFRS 6, *Exploration for and Evaluation of Mineral Resources*, are as follows:

- The period for which the Company has the right to explore in the specific area has expired or will expire in the near future and is not expected to be renewed;
- Substantive expenditure on further exploration and evaluation of mineral resources in the specific area is neither budgeted nor planned;
- Exploration for and evaluation of mineral resources in the specific area have not led to the discovery of commercially viable quantities of mineral resources and the entity has decided to discontinue such activities in the specific area;
- When a service contract where the Company has participating interest in is permanently abandoned; and
- Sufficient data exist to indicate that, although a development in the specific area is likely to proceed, the carrying amount of the exploration and evaluation asset is unlikely to be recovered in full from successful development or by sale.

When facts and circumstances suggest that the carrying amount exceeds the recoverable amount, impairment loss is measured, presented and disclosed in accordance with PAS 36, *Impairment of Assets*.



Provisions

Provisions are recognized when the Company has a present obligation (legal or constructive) as a result of a past event; it is probable that an outflow of resources embodying economic benefits will be required to settle the obligation; and, a reliable estimate can be made of the amount of the obligation. When the Company expects some or all of a provision to be reimbursed, for example, under an insurance contract, the reimbursement is recognized as a separate asset, but only when the reimbursement is virtually certain. The expense relating to a provision is presented in the consolidated statement of income, net of any reimbursement.

If the effect of the time value of money is material, provisions are discounted using a current pre-tax rate that reflects, when appropriate, the risks specific to the liability. When discounting is used, the increase in the provision due to the passage of time is recognized as “Other income - net” in the consolidated statement of income.

Asset Retirement Obligation

The Company is legally required under a lease agreement to dismantle certain machinery and equipment and restore the leased site at the end of the lease contract term. The Company recognizes the fair value of the liability for this obligation and capitalizes the present value of these costs as part of the balance of the related property, plant and equipment accounts, which are being depreciated on a straight-line basis over the shorter of the useful life of the related asset or the lease term. The liability is subsequently carried at amortized cost using the EIR method with the related interest expense recognized in the consolidated statement of income.

Pensions and Other Post-employment Benefits

Defined Benefit Plan

The Company operates separate and distinct retirement plans for PHINMA Energy, PHINMA Power, PHINMA Renewable, PHINMA Solar and CIPP, which require contributions to be made to separately administered funds. Other entities are covered by Republic Act (R.A.) 7641, otherwise known as “The Philippine Retirement Law”, which provides for qualified employees to receive a defined benefit minimum guarantee. The defined benefit minimum guarantee is equivalent to a certain percentage of the monthly salary payable to an employee at normal retirement age with the required credited years of service based on the provisions of R.A. 7641. The cost of providing benefits is determined using the projected unit credit method.

Remeasurements, comprising of actuarial gains and losses, the effect of the asset ceiling, excluding amounts included in net interest on the net defined benefit liability and the return on plan assets (excluding amounts included in net interest on the net defined benefit liability), are recognized immediately in the consolidated statement of financial position with a corresponding debit or credit to retained earnings through OCI in the period in which these occur. Remeasurements are not reclassified to the consolidated statement of income in subsequent periods.

Past service costs are recognized in the consolidated statement of income on the earlier of:

- the date of the plan amendment or curtailment; or,
- the date that the Company recognizes related restructuring costs.

Net interest is calculated by applying the discount rate to the net defined benefit liability or asset.

The Company recognizes the following changes in the net defined benefit obligation under “Cost of sale of electricity” and “General and administrative expenses” accounts in the consolidated statement of income:

- service costs comprising current service costs, past service costs, gains and losses on curtailments and non-routine settlements



- net interest expense or income

Employee Leave Entitlement

Employee entitlements to annual leave are recognized as a liability when these are accrued to the employees. The undiscounted liability for leave expected to be settled wholly before twelve months after the end of the annual reporting period is recognized for services rendered by employees up to the end of the reporting period.

Capital Stock

Capital stock represents the portion of the paid-in capital representing the total par value of the shares issued.

Stock Options and Grants

Stock option and grants are accounted for in accordance with PFRS 2, that is, the cost of stock option awards is measured by reference to the fair value at the date on which they are granted. The fair value is determined using the binomial method. The cost of such awards is recognized, together with a corresponding increase in equity, over the period in which the performance and/or service conditions are fulfilled, ending on the date on which the relevant employees become fully entitled to the award. The cumulative expense that is recognized at each reporting date until the vesting date reflects the extent to which the vesting period has expired and the Company's best estimate of the number of equity instruments that will ultimately vest. The charge or credit to the parent company statement of income for a period represents the movement in cumulative expense recognized as at the beginning and end of the period.

No expense is recognized for awards that do not ultimately vest, except for awards where vesting is conditional upon a market condition, which are treated as vesting irrespective of whether or not the market condition is satisfied, provided that all other performance conditions are satisfied.

Where the terms of the award are modified, the minimum expense recognized is the expense if the terms had not been modified. An additional expense is recognized for any modification, which increases the total fair value of the share-based payment arrangement, or is otherwise beneficial to the employee as measured at the date of modification.

Where the stock option is cancelled, it is treated as if it had vested on the date of the cancellation, and any expense not yet recognized for the award is recognized immediately. However, if a new award is substituted for the cancelled award, and designated as a replacement award on the date that it is granted, the cancelled and new awards are treated as if they were a modification of the original award, as described in the preceding paragraph.

If the outstanding options are dilutive, its effect is reflected as additional share dilution in the computation of diluted earnings per share.

Additional Paid-in Capital (APIC)

APIC represents the amount paid in excess of the par value of the shares issued. Incremental costs incurred directly attributable to the issuance of new shares are shown in equity as a deduction from proceeds, net of tax.

Treasury Shares

Own equity instruments that are reacquired (treasury shares) are recognized at cost and deducted from equity. No gain or loss is recognized in the consolidated statement of income on the purchase, sale, issue or cancellation of the Company's own equity instruments. Any difference between the carrying



amount and the consideration, if reissued, is recognized in APIC. Share options exercised during the reporting period are satisfied with treasury shares.

Other Equity Reserve

Other equity reserves are made up of equity transactions other than capital contributions such as share in equity transactions of associates and joint ventures.

Retained Earnings

Retained earnings include all current and prior period results of operations as reported in the consolidated statement of income, net of any dividend declaration and adjusted for the effects of changes in accounting policies as may be required by PFRS's transitional provisions.

Cash Dividend and Non-cash Dividend to Equity Holders of the Parent Company

The Company recognizes a liability to make cash or non-cash distributions to equity holders of the Parent Company when the distribution is authorized and the distribution is no longer at the discretion of the Company. A corresponding amount is recognized directly in equity.

Revenue from Contracts with Customers

Revenue from contracts with customers is recognized when control of the goods or services are transferred to the customer at an amount that reflects the consideration to which the company expects to be entitled in exchange for those goods or services. The Company has concluded that it is the principal in all of its revenue arrangements since it is the primary obligor in all the revenue arrangements, has pricing latitude and is also exposed to credit risks.

The specific recognition criteria described below must also be met before revenue is recognized.

Sale of Electricity (Prior to and Upon Adoption of PFRS 15)

Sale of electricity is consummated whenever the electricity generated by the Company is transmitted through the transmission line designated by the buyer, for a consideration. Revenue from sale of electricity is based on sales price. Sales of electricity using bunker fuel are composed of generation fees from spot sales to the WESM and supply agreements with third parties and are recognized monthly based on the actual energy delivered.

Starting December 27, 2014, sales of electricity to the WESM using wind are based on the Feed in Tariff (FIT) rate under the FIT System and are recognized monthly based on the actual energy delivered. Meanwhile, revenue from sale of electricity through ancillary services to the National Grid Corporation of the Philippines (NGCP) is recognized monthly based on the capacity scheduled and/or dispatched and provided. Revenue from sale of electricity through Retail Supply Contract (RSC) is composed of generation charge from monthly energy supply with various contestable customers and is recognized monthly based on the actual energy delivered. The basic energy charges for each billing period are inclusive of generation charge and retail supply charge.

Upon adoption of PFRS 15, the Company identified the sale of electricity as its performance obligation since the customer can benefit from it in conjunction with other readily available resources and it is also distinct within the context of the contract. The performance obligation qualifies as a series of distinct services that are substantially the same and have the same pattern of transfer. The Company concluded that the revenue should be recognized overtime since the customers simultaneously receives and consumes the benefits as the Company supplies electricity.



Amounts Reimbursed to Customers (Prior to and Upon Adoption of PFRS 15)

Certain revenue contracts with customers provide for the sale of any unutilized electricity to the WESM. The Company records such sales as part of its revenue, with the proceeds paid back to the customers. Prior to adoption of PFRS 15, the proceeds are recorded as part “Cost of sales of electricity” in the consolidated statement of income. Upon adoption of PFRS 15, the proceeds are recorded as reduction in “Revenue from sale of electricity” in the consolidated statement of income.

Dividend Income

Dividend income is recognized when the Company’s right to receive the payment is established, which is generally when shareholders of the investees approve the dividend.

Rental Income

Rental income arising from operating leases on investment properties is accounted for on a straight-line basis over the lease terms and is included in revenue in the consolidated statement of income due to its operating nature.

Other Income

Other income is recognized when there is an incidental economic benefit, other than the usual business operations, that will flow to the Company through an increase in asset or reduction in liability that can be measured reliably.

Costs and Expenses

Costs and expenses are decreases in economic benefits during the accounting period in the form of outflows or decreases of assets or incurrence of liabilities that result in decrease in equity, other than those relating to distributions to equity participants. Costs and expenses are recognized when incurred.

Taxes

Current Income Tax

Current income tax assets and liabilities are measured at the amount expected to be recovered from or paid to the taxation authorities. The tax rates and tax laws used to compute the amount are those that are enacted or substantively enacted, at the reporting date in the countries where the Company operates and generates taxable income.

Management periodically evaluates positions taken in the tax return with respect to situations in which applicable tax regulations are subject to interpretations and establishes provisions where appropriate.

Current income tax relating to items recognized directly in equity is recognized in equity and not in the consolidated statement of income.

Deferred Income Tax

Deferred income tax is provided using the balance sheet liability method on temporary differences between the tax bases of assets and liabilities and their carrying amounts for financial reporting purposes as at the reporting date.

Deferred income tax liabilities are recognized for all taxable temporary differences, except:

- when the deferred income tax liability arises from the initial recognition of goodwill or an asset or liability in a transaction that is not a business combination and, at the time of the transaction, affects neither the accounting income nor taxable income or loss;



- in respect of taxable temporary differences associated with investments in subsidiaries, associates and joint ventures, when the timing of the reversal of the temporary differences can be controlled and it is probable that the temporary differences will not reverse in the foreseeable future.

Deferred income tax assets are recognized for all deductible temporary differences, including carryforward benefits of unused net operating loss carryover (NOLCO) and excess minimum corporate income tax (MCIT) over regular corporate income tax (RCIT) which can be deducted against future RCIT due to the extent that it is probable that future taxable income will be available against which the deductible temporary differences and carryforward benefits of unused tax credits from unused NOLCO can be utilized, except:

- when the deferred income tax asset relating to the deductible temporary difference arises from the initial recognition of an asset or liability in a transaction that is not a business combination and, at the time of the transaction, affects neither the accounting income nor taxable income;
- in respect of deductible temporary differences associated with investments in subsidiaries, associates and joint ventures, deferred income tax assets are recognized only to the extent that it is probable that the temporary differences will reverse in the foreseeable future and taxable income will be available against which the temporary differences can be utilized.

The carrying amount of deferred income tax assets is reviewed at each reporting date and reduced to the extent that it is no longer probable that sufficient taxable income will be available to allow all or part of the deferred income tax asset to be utilized. Unrecognized deferred income tax assets are re-assessed at each reporting date and are recognized to the extent that it has become probable that future taxable income will allow the deferred income tax asset to be recovered.

Deferred income tax assets and liabilities are measured at the tax rates that are expected to apply in the year when the asset is realized or the liability is settled, based on tax rates (and tax laws) that have been enacted or substantively enacted at the reporting date.

Deferred income tax relating to items recognized outside profit or loss is recognized outside profit or loss. Deferred income tax items are recognized in correlation to the underlying transaction either in OCI or directly in equity.

Deferred income tax assets and deferred income tax liabilities are offset if a legally enforceable right exists to set off current income tax assets against current income tax liabilities and the deferred income taxes relate to the same taxable entity and the same taxation authority.

Tax benefits acquired as part of a business combination, but not satisfying the criteria for separate recognition at that date, are recognized subsequently if new information about facts and circumstances change. The adjustment is either treated as a reduction in goodwill (as long as it does not exceed goodwill) if it was incurred during the measurement period or recognized in the consolidated statement of income.

Creditable Withholding Taxes

Creditable withholding taxes represent amounts withheld by the Company's customers and is deducted from the Company's income tax payable.

Value-added Tax (VAT)

Expenses and assets are recognized net of the amount of VAT, except:

- When the VAT incurred on a purchase of assets or services is not recoverable from the taxation authority, in which case, the VAT is recognized as part of the cost of acquisition of the asset or as part of the expense item, as applicable; and,



- When receivables and payables are stated with the amount of VAT included

The amount of VAT recoverable from the taxation authority is recognized as “Input VAT”, while VAT payable to taxation authority is recognized as “Output VAT” under “Accounts payable and other current liabilities” in the consolidated statement of financial position.

Output VAT is recorded based on the amount of sale of electricity billed to third parties. Any amount of output VAT not yet collected as at reporting period are presented as “Deferred output VAT” under “Income and withholding taxes payable” account in the consolidated statements of financial position.

Earnings (Loss) Per Share

Basic earnings (loss) per share is computed based on weighted average number of issued and outstanding common shares during each year after giving retroactive effect to stock dividends declared during the year. Diluted earnings (loss) per share is computed as if the stock options were exercised as at the beginning of the year and as if the funds obtained from exercise were used to purchase common shares at the average market price during the year. Outstanding stock options will have a dilutive effect under the treasury stock method only when the fair value of the underlying common shares during the period exceeds the exercise price of the option. Where the outstanding stock options have no dilutive effect and the Company does not have any potential common share nor other instruments that may entitle the holder to common shares, diluted earnings (loss) per share is the same as basic earnings (loss) per share.

Segment Reporting

The Company’s operating businesses are organized and managed separately according to the nature of the products and services provided, with each segment representing a strategic business unit that offers different products. Financial information on business segments is presented in Note 37 to the consolidated financial statements.

Contingencies

Contingent liabilities are not recognized in the consolidated financial statements but are disclosed in the notes to the consolidated financial statements unless the possibility of an outflow of resources embodying economic benefits is remote. If it is probable that an outflow of resources embodying economic benefits will occur and the liability’s value can be measured reliably, the liability and the related expense are recognized in the consolidated financial statements.

Contingent assets are not recognized in the consolidated financial statements but disclosed in the notes to the financial statements when an inflow of economic benefits is probable. Contingent assets are assessed continually to ensure that developments are appropriately reflected in the consolidated financial statements. If it is virtually certain that an inflow of economic benefits or service potential will arise and the asset’s value can be measured reliably, the asset and the related revenue are recognized in the consolidated financial statements.

Events After the Reporting Period

Post year-end events that provide additional information about the Company’s position as at the reporting date (adjusting events) are reflected in the consolidated financial statements. Post year-end events that are not adjusting events are disclosed in the notes to the consolidated financial statements when material.



4. Significant Accounting Judgments, Estimates and Assumptions

The Company's consolidated financial statements prepared in conformity with PFRS require management to make judgments, estimates and assumptions that affect amounts reported in the consolidated financial statements. In preparing the Company's consolidated financial statements, management made its best estimates and judgments of certain amounts, giving due consideration to materiality. The judgments, estimates and assumptions used in the consolidated financial statements are based upon management's evaluation of relevant facts and circumstances as at the date of the consolidated financial statements. Actual results could differ from such estimates.

The Company believes the following represents a summary of these significant judgments, estimates and assumptions and related impact and associated risks in its consolidated financial statements.

Judgments

Upon Adoption of PFRS 15

Identifying Performance Obligations

The Company identifies performance obligations by considering whether the promised goods or services in the contract are distinct goods or services. A good or service is distinct when the customer can benefit from the good or service on its own or together with other resources that are readily available to the customers and the Company's promise to transfer the good or service to the customer is separately identifiable.

The Company assesses performance obligations as a series of distinct goods and services that are substantially the same and have the same pattern of transfer if (i) each distinct good or service in the series are transferred over time and (ii) the same method of progress will be used (i.e., units of delivery) to measure the entity's progress towards complete satisfaction of the performance obligation.

For power generation and trading and ancillary services where capacity and energy dispatched are separately identified, these two obligations are to be combined as one performance obligation since these are not distinct within the context of the contract as the customer cannot benefit from the contracted capacity alone without the corresponding energy and the customer cannot obtain energy without contracting a capacity.

The combined performance obligation qualifies as a series of distinct services that are substantially the same and have the same pattern of transfer since the delivery of energy every month are distinct services which are all recognized over time and have the same measure of progress.

Retail supply also qualifies as a series of distinct services which is accounted for as one performance obligation since the delivery of energy every month is a distinct service which is recognized over time and have the same measure of progress.

Identifying Methods for Measuring Progress of Revenue Recognized Over Time

The Company determines the appropriate method of measuring progress which is either through the use of input or output methods. Input method recognizes revenue on the basis of the entity's efforts or inputs to the satisfaction of a performance obligation while output method recognizes revenue on the basis of direct measurements of the value to the customer of the goods or services transferred to date.

For ancillary services, the Company determined that the output method is the best method in measuring progress since actual energy is supplied to customers. The Company recognizes revenue based on contracted and actual kilowatt hours (kwh) dispatched which are billed on a monthly basis.



For power generation and trading and retail supply, the Company uses the actual kwh dispatched which are also billed on a monthly basis.

Determining Method to Estimate Variable Consideration and Assessing the Constraint

The Company includes some or all the amounts of variable consideration estimated but only to the extent that it is highly probable that a significant reversal in the amount of cumulative revenue recognized will not occur when the uncertainty associated with the variable consideration is subsequently resolved. The Company considers both likelihood and magnitude of the revenue reversal in evaluating the extent of variable consideration the Company will subject to constraint. Factors such as (i) highly susceptible to factors outside of the Company's influence, (ii) timing of resolution of the uncertainty, and (iii) having a large number and broad range of possible outcomes are considered.

Some contracts with customers provide for unspecified quantity of energy, index adjustments and prompt payment discounts that give rise to variable considerations. In estimating the variable consideration, the Company is required to use either the expected value method or the most likely amount method based on which method better predicts the amount of consideration to which it will be entitled. The expected value method of estimation takes into account a range of possible outcomes while most likely amount is used when the outcome is binary.

The Company determined that the expected value method is the appropriate method to use in estimating the variable consideration given the large number of customer contracts that have similar characteristics and wide the range of possible outcomes.

Before including any amount of variable consideration in the transaction price, the Company considers whether the amount of variable consideration is constrained. The Company determined that the estimates of variable consideration are to be fully constrained based on its historical experience (i.e., prompt payment discounts), the range of possible outcomes (i.e., unspecified quantity of energy), and the unpredictability of other factors outside the Company's influence (i.e., index adjustments).

Determining Whether an Arrangement Contains a Lease

PHINMA Energy supplies the electricity requirements of certain customers under separate Electricity Supply Agreements (ESA) (see Note 34). The Company has evaluated the arrangements and the terms of the ESA and determined that the agreements do not qualify as leases. Accordingly, fees billed to these customers are recognized as revenue from sale of electricity.

Under PHINMA Energy's Power Purchase Agreement (PPA) with SLTEC and Maibarara Geothermal Inc. (MGI), PHINMA Energy agreed to purchase all of SLTEC and MGI's output (see Note 34). The Company has evaluated the arrangements and the terms of the PPA and determined that the agreements do not qualify as leases. Accordingly, fees paid to SLTEC and MGI are recognized under "Cost of sale of electricity" (see Note 24).

The Company also entered into various easements and right of way agreements with various land owners to support the erection of transmission lines to be used to connect its 54 MW Wind Farm Project in Guimaras. These agreements contain a lease as the arrangements convey the right to use the item and PHINMA Renewable has control over the utility of the asset.

Classification of Leases - the Company as Lessee

The Company exercises judgment in determining whether substantially all the significant risks and rewards of ownership of the leased assets are transferred to the Company. Lease agreements, which transfer to the Company substantially all the risks and rewards incidental to ownership of the leased items are classified as finance leases. Otherwise, these are considered as operating leases (see note 34).



The Company has entered into a lease agreement with Guimaras Electric Company (GUIMELCO) for a parcel of land used only as a site for electric generating plant and facilities, where it has determined that the risks and rewards related to the properties are retained with the lessor (e.g., no bargain purchase option and transfer of ownership at the end of the lease term). The lease is, therefore, accounted for as an operating lease.

One Subic Power has a lease agreement with SBMA for a parcel of land and electric generating plant and facilities where it has determined that the risks and rewards related to the properties are retained with the lessor (e.g., no bargain purchase option and transfer of ownership at the end of the lease term). The lease is, therefore, accounted for as an operating lease (see Note 34).

The Company has entered into various lease agreements with individual land owners where the present value of the minimum lease payments does not amount to at least substantially all of the fair value of the leased asset, among others, which indicates that it does not transfer substantially all the risks and rewards from the various land owners to the Company incidental to the ownership of the parcels of land. These leases are classified as operating leases.

The Company has entered into various lease agreements with individual land owners where the present value of the minimum lease payments amount to at least substantially all of the fair value of the leased asset, which indicates that the risks and rewards related to the asset are transferred to the Company. These leases are classified as finance leases.

Details of the above lease agreements are disclosed in note 34.

Classification of Leases - the Company as Lessor

The Company had a lease agreement for the lease of its investment property. The Company had determined that the risks and rewards of ownership of the underlying property were retained by the Company. Accordingly, the leases are classified as an operating lease (see Note 34).

Determining and Classifying Joint Arrangements

Judgment is required to determine when the Company has joint control over an arrangement, which requires an assessment of the relevant activities and when the decisions in relation to those activities require unanimous consent. The Company has determined that the relevant activities for its joint arrangements are those relating to the operating and capital decisions of the arrangements.

Judgment is also required to classify a joint arrangement. Classifying the arrangement requires the Company to assess their rights and obligations arising from the arrangement. Specifically, the Company considers:

- the structure of the joint arrangement - whether it is structured through a separate vehicle;
- when the arrangement is structured through a separate vehicle, the Company also considers the rights and obligations arising from:
 - a. the legal form of the separate vehicle;
 - b. the terms of the contractual arrangement; and
 - c. other facts and circumstances (when relevant).

This assessment often requires significant judgments on the conclusion on joint control and whether the arrangement is a joint operation or a joint venture, which may materially impact the accounting. As at December 31, 2018 and 2017, the Company's SCs are joint arrangements in the form of a joint operation.



The Company's joint control arrangements in which the Company has rights to the net assets of the investees are classified as joint ventures.

As at December 31, 2018, the Company holds 50% of the voting rights of PHINMA Solar. The Company also holds 50% and 45% of the voting rights of ACTA and SLTEC, respectively, as at December 31, 2018 and 2017. Under the contractual agreements, the Company has joint control over these arrangements as there is a unanimous consent where any party can prevent the other party from making unilateral decisions on the relevant activities without the other party's consent (see Notes 1 and 13).

The Company's joint arrangements are also structured through separate vehicles and provide the Company and the parties to the agreements with rights to the net assets of the separate vehicle under the arrangements.

Material Partly-Owned Subsidiaries

The consolidated financial statements include additional information about subsidiaries that have NCI that are material to the Company (see Note 33). Management determined material partly-owned subsidiaries as those with balance of NCI greater than 5% of total NCI's and those subsidiaries which type of activities those engage in are important to the Company as at the end of the year.

Material Associates and Joint Ventures

The consolidated financial statements include additional information about associates and joint ventures that are material to the Company (see Note 13). Management determined material associates and joint ventures as those associates and joint ventures where the Company's carrying amount of investments is greater than 5% of the total investments and advances in associates and joint ventures as at the end of the year.

Impairment of AFS Investments (Prior to adoption of PFRS 9)

The Company treats AFS investments in quoted shares of stock as impaired when there has been a significant and prolonged decline in the fair value below its cost or where other objective evidence of impairment exists. The determination of what is "significant" or "prolonged" requires judgment. The Company treats "significant" generally as 20% or more of the original cost of investment, and "prolonged" as greater than twelve (12) months. In addition, the Company evaluates other factors, including normal volatility in share price for quoted equities and the future cash flows and the discount factors for unquoted equities. For unquoted shares, the Company determines that unquoted AFS investments are impaired when there is information about significant changes with adverse effects that have taken place in the market, economic or legal environment in which the issuer operates and indicate that the carrying amount of the investment in the equity instrument may not be recovered.

The Company assessed that there is no evidence of impairment as at December 31, 2017. The carrying value of AFS investments amounted to ₱293.13 million as at December 31, 2017 (see Note 14).

Upon adoption of PFRS 9

a. Identification of Business Models

The Company manages its financial assets based on a business model that maintains adequate level of financial assets to match expected cash outflows while maintaining a strategic portfolio of financial assets for trading activities.



The Company's business model can be to hold financial assets to collect contractual cash flows even when sales of certain financial assets occur. The following are the Company's business models:

Portfolio 1, Operating and Liquidity Fund (Amortized Cost)

Portfolio 1 is classified as amortized cost with the objective to hold to collect the financial asset to ensure sufficient funding to support the Company's operations and project implementation. It also aims to generate interest income from low-risk, short-term investments in highly liquid assets.

Funds in this portfolio is comprised of financial assets classified by the Bangko Sentral ng Pilipinas (BSP) and trust entities as conservative assets, which are principal-protected and highly liquid. These are placed in investment outlets that are redeemable within thirty (30) to ninety (90) days. This includes the Company's cash and cash equivalents, short-term investments, receivables and refundable deposits.

Main risks are credit risk, liquidity risk, market risk and interest rate risk. The performance of the portfolio is evaluated based on the yield of the investments. For further details on risks and mitigating factors, see Note 35.

Sales may be made when the financial assets are close to maturity and prices from the sales approximate the collection of the remaining contractual cash flows. Further, disposal is permitted when the Company believes that there is a credit deterioration of the issuer.

PFRS 9, however, emphasizes that if more than an infrequent number of sales are made out of a portfolio of financial assets carried at amortized cost, the entity should assess whether and how such sales are consistent with the objective of collecting contractual cash flows.

Portfolio 2, Operating and Liquidity Fund

Portfolio 2 is classified as FVOCI with the objective to hold to collect and sell to ensure sufficient funding to support operations and project implementation. It also aims to generate interest income from low-risk, short-term investments in highly liquid assets.

Funds in this portfolio is comprised of financial assets classified by the BSP and trust entities as conservative assets, which are principal-protected and highly liquid. These are placed in investment outlets that are redeemable within thirty (30) to ninety (90) days. This includes the Company's UITFs, FXTNs and derivative assets.

Main risks are credit risk, liquidity risk, market risk and interest rate risk. The performance of the portfolio is evaluated based on the yield and fair value changes of the investments. For further details on risks and mitigating factors, see Note 35.

Sales may be made when the financial assets are close to maturity and prices from the sales approximate the collection of the remaining contractual cash flows. Further, disposal is permitted when the Company believes that there is a credit deterioration of the issuer.

Portfolio 3, Strategic Fund

Portfolio 3 is classified as FVOCI with the objective to hold to collect and to sell the financial asset to generate interest income from low-risk, long-term investments in liquid assets and maximize the returns from excess funds of the Company.



Funds in this portfolio have an overall weighted duration risk exposure of one (1) year or less. These are placed in investment outlets with tenors of at least ninety (90) days. The Company does not have debt instruments at FVOCI.

Main risks are credit risk, liquidity risk, market risk, interest rate risk and foreign currency risk. The performance of the portfolio is evaluated based on the yield and fair value changes of outstanding investments. For further details on risks and mitigating factors, see Note 35.

Sales may be made when the financial assets are close to maturity and prices from the sales approximate the collection of the remaining contractual cash flows. Further, disposal is permitted when the Company believes that there is a credit deterioration of the issuer.

b. Definition of Default and Credit-impaired Financial Assets

The Company defines a financial instrument as in default, which is fully aligned with the definition of credit-impaired, when it meets one or more of the following criteria:

- *Quantitative criteria*
The borrower is more than ninety (90) days past due on its contractual payments, i.e., principal and/or interest, which is consistent with the Company's definition of default.
- *Qualitative criteria*
The borrower meets unlikeliness to pay criteria, which indicates the borrower is in significant financial difficulty. These are instances where:
 - a. The borrower is experiencing financial difficulty or is insolvent
 - b. The borrower is in breach of financial covenant(s)
 - c. Concessions have been granted by the Company, for economic or contractual reasons relating to the borrower's financial difficulty
 - d. It is becoming probable that the borrower will enter bankruptcy or other financial reorganization
 - e. Financial assets are purchased or originated at a deep discount that reflects the incurred credit losses.

The criteria above have been applied to all financial instruments held by the Company and are consistent with the definition of default used for internal credit risk management purposes. The default definition has been applied consistently to model the Probability of Default (PD), Loss Given Default (LGD) and Exposure at Default (EAD) throughout the Company's expected loss calculation.

Estimates

Estimating Allowance for Doubtful Accounts (Prior to adoption of PFRS 9)

The Company maintains allowance for doubtful accounts based on the results of the individual and collective assessment. Under the individual assessment, the Company considers the significant financial difficulties of the customer or significant delays in payments. Where there is objective evidence of impairment, the amount and timing of future cash flows are estimated based on age and status of the financial asset, as well as historical loss experience. Allowance for doubtful accounts is recorded when management believes that the receivable balance cannot be provided or realized after exhausting all efforts and courses of action. For the collective assessment, the Company groups its receivables based on the credit risk characteristics (customer type, past-due status and terms) of its customers. Impairment loss is then determined based on historical loss experience of the receivables grouped per credit risk profile. The methodology and assumptions used for the individual and collective assessments are based on management's judgments and estimates. Therefore, the amount



and timing of recorded expense for any period would differ depending on the judgments and estimates made for the year.

The Company estimates the provision for doubtful accounts related to trade and other receivables based on specific evaluation of its receivables considering efforts exerted to collect the amounts due from customers and where the Company has information that certain customers are unable to meet their financial obligations (see Note 8).

Estimating Allowance for Credit Losses (Upon adoption of PFRS 9)

Measurement of expected credit losses

ECLs are derived from unbiased and probability-weighted estimates of expected loss, and are measured as follows:

- *Financial assets that are not credit-impaired at the reporting date:* as the present value of all cash shortfalls over the expected life of the financial asset discounted by the effective interest rate. The cash shortfall is the difference between the cash flows due to the Company in accordance with the contract and the cash flows that the Company expects to receive.
- *Financial assets that are credit-impaired at the reporting date:* as the difference between the gross carrying amount and the present value of estimated future cash flows discounted by the effective interest rate.

The Company leverages existing risk management indicators, credit risk rating changes and reasonable and supportable information which allows the Company to identify whether the credit risk of financial assets has significantly increased.

Inputs, Assumptions and Estimation Techniques

General approach for cash in banks and other financial assets measured at amortized cost

The ECL is measured on either a 12-month or lifetime basis depending on whether a significant increase in credit risk has occurred since initial recognition or whether an asset is considered to be credit-impaired. Expected credit losses are the discounted product of the PD, LGD and EAD, defined as follows:

- *Probability of Default*
The PD represents the likelihood of a borrower defaulting on its financial obligation, either over the next 12 months, or over the remaining life of the obligation. PD estimates are estimates at a certain date, which are calculated based on available market data using rating tools tailored to the various categories of counterparties and exposures. These statistical models are based on internally compiled data comprising both quantitative and qualitative factors. If a counterparty or exposure migrates between rating classes, then this will lead to a change in the estimate of the associated PD. PDs are estimated considering the contractual maturities of exposures and estimated prepayment rates.

The 12-months and lifetime PD represent the expected point-in-time probability of a default over the next 12 months and remaining lifetime of the financial instrument, respectively, based on conditions existing at reporting date and future economic conditions that affect credit risk.

- *Loss Given Default*
Loss Given Default represents the Company's expectation of the extent of loss on a defaulted exposure, taking into account the mitigating effect of collateral, its expected value when realized



and the time value of money. LGD varies by type of counterparty, type of seniority of claim and availability of collateral or other credit support. LGD is expressed as a percentage loss per unit of exposure at the time of default (EAD).

- *Exposure at Default*

EAD is based on the amounts the Company expects to be owed at the time of default, over the next 12 months or over the remaining lifetime.

Simplified Approach for Trade Receivables

The Company uses a provision matrix to calculate ECLs for certain trade receivables. The provision rates are based on days past due for groupings of various customer segments that have similar loss patterns (i.e., by revenue stream, customer type).

The provision matrix is initially based on the Company's historical observed default rates. The Company will calibrate the matrices to adjust the historical credit loss experience with forward-looking information. For instance, if forecast economic conditions (i.e., inflation rate, GDP, foreign exchange rate) are expected to deteriorate over the next year which can lead to an increased number of defaults, the historical default rates are adjusted. At every reporting date, the historical observed default rates are updated and changes in the forward-looking estimates are analyzed.

The assessment of the correlation between historical observed default rates, forecast economic conditions and ECLs is a significant estimate. The amount of ECLs is sensitive to changes in circumstances and of forecast economic conditions. The Company's historical credit loss experience and forecast of economic conditions may also not be representative of customer's actual default in the future.

There have been no significant changes in estimation techniques or significant assumptions made during the reporting period.

Incorporation of Forward-Looking Information

The Company incorporates forward-looking information into both its assessment of whether the credit risk of an instrument has increased significantly since its initial recognition and its measurement of ECL.

To do this, the Company considers a range of relevant forward-looking macro-economic assumptions for the determination of unbiased general industry adjustments and any related specific industry adjustments that support the calculation of ECLs. The Company formulates a 'base case' view of the future direction of relevant economic variables as well as a representative range of other possible forecast scenarios. This process involves developing two or more additional economic scenarios and considering the relative probabilities of each outcome. External information includes economic data and forecasts published by governmental bodies, monetary authorities and selected private-sector and academic institutions.

The base case represents a most-likely outcome and is aligned with information used by the Company for other purposes such as strategic planning and budgeting. The other scenarios represent more optimistic and more pessimistic outcomes.

The Company has identified and documented key drivers of credit risk and credit losses of each financial instrument and, using an analysis of historical data, has estimated relationships between macro-economic variables and credit risk and credit losses.



The economic scenarios used as at January 1 and December 31, 2018 included the following ranges of key Philippine economic indicators:

Economic indicators	December 31, 2018	January 1, 2018
Inflation rates	Base 3.90%	Base 3.50%
	Range between -0.4% and 6.7%	Range between -0.4% and 5.2%
Foreign exchange rate	Base ₱52.61	Base ₱48.50
	Range between ₱40.67 and ₱51.34	Range between ₱40.67 and ₱54.01
GDP growth	Base 6.90%	Base 6.70%
	Range between 5.10% and 7.20%	Range between 5.10% and 7.20%

Predicted relationship between the key economic indicators and default and loss rates on various portfolios of financial assets have been developed based on analyzing historical data over the past five (5) to nine (9) years. The methodologies and assumptions including any forecasts of future economic conditions are reviewed regularly.

The Company has not identified any uncertain event that it has assessed to be relevant to the risk of default occurring but where it is not able to estimate the impact on ECL due to lack of reasonable and supportable information.

Grouping of Instruments for Losses Measured on Collective Basis

For expected credit loss provisions modelled on a collective basis, a grouping of exposures is performed on the basis of shared credit risk characteristics, such that risk exposures within a group are homogeneous. In performing this grouping, there must be sufficient information for the Company to be statistically credible. Where sufficient information is not available internally, the Company has considered benchmarking internal/external supplementary data to use for modelling purposes. The characteristics and any supplementary data used to determine groupings are outlined below.

- *Universal and Commercial banks - Groupings for collective measurement*
 - a. Instrument type
 - b. Credit risk rating
- *Independent Electricity Market Operator of the Philippines [IEMOP; formerly Philippine Electricity Market Corporation (PEMC)], NGCP, RES, Direct and Wholesale Aggregator (WA) Customers - Groupings for collective measurement*
 - a. Customer revenue classification (revenue stream)
 - b. Credit risk rating band

The appropriateness of groupings is monitored and reviewed on a periodic basis. In 2018, the total gross carrying amount of receivables for which lifetime ECLs have been measured on a collective basis amounted to ₱1,597.57 million.

The carrying values of receivables and the related allowance for credit losses of the Company are disclosed in Note 8. In 2018 and 2017, provision for credit losses amounted to ₱14.55 million and ₱4.54 million, respectively (see Note 8).

As at December 31, 2018 and 2017, allowance for credit losses on receivables amounted to ₱131.33 million and ₱107.12 million, respectively (see Notes 8 and 18).



Recoverability of Input VAT

Input VAT represents taxes paid on purchases of applicable goods and services which can be recovered as tax credit against future output VAT liability of the Company. The Company is also allowed to recover excess input VAT by filing a claim for refund or tax credit certificate with the BIR. In 2016, PHINMA Renewable filed with the BIR a claim for tax credit certificate of its input VAT amounting to ₱335.76 million (see Note 40). Considering the uncertainty in the timing of the final decision of the Court of Tax Appeals (CTA), the input VAT claimed for refund was recognized as part of noncurrent asset in the consolidated statements of financial position.

In addition, the Parent Company has written-off ₱21.90 million of input VAT in 2018 as these are considered no longer recoverable. The Parent Company also provided provisions for unrecoverable input tax amounting to ₱43.71 million, nil and ₱2.57 million in 2018, 2017 and 2016, respectively (Note 28). The carrying amounts of input VAT as at December 31, 2018 and 2017 amounted to ₱362.09 million and ₱355.89 million, respectively.

Realizability of Deferred Income Tax Assets

The carrying amount of deferred income tax assets is reviewed at each reporting date and reduced to the extent that it is no longer probable that sufficient taxable income will be available to allow all or part of the deferred income tax assets to be utilized. However, there is no assurance that sufficient taxable income will be generated to allow all or part of the deferred tax assets to be utilized.

As at December 31, 2018 and 2017, deferred income tax assets recognized by the Company amounted to ₱276.33 million and ₱447.34 million, respectively (see Note 29). The Company's deductible temporary differences, unused NOLCO and unused MCIT for which no deferred income tax assets were recognized are disclosed in Note 29.

Estimating Useful Lives of Property, Plant and Equipment, Investment Properties and Leasehold Rights

The Company estimates the useful lives of property, plant and equipment, investment properties and leasehold rights based on the period over which the assets are expected to be available for use. The estimated useful lives of property, plant and equipment, investment properties and leasehold rights are reviewed periodically and are updated if expectations differ from previous estimates due to physical wear and tear, technical or commercial obsolescence and legal or other limits on the use of the assets. In addition, estimation of the useful lives of property, plant and equipment and investment properties are based on collective assessment of industry practice, internal technical evaluation and experience with similar assets. It is possible, however, that future results of operations could be materially affected by changes in estimates brought about by changes in factors mentioned above. The amounts and timing of recorded expenses for any period would be affected by changes in these factors and circumstances. In 2018 and 2017, there were no changes in the estimated useful lives of the assets.

The total depreciation and amortization of property, plant and equipment, investment properties and leasehold rights amounted to ₱405.83 million, ₱399.38 million and ₱413.09 million for the years ended December 31, 2018, 2017 and 2016, respectively (see Note 27).

Impairment of Deferred Exploration Costs

The carrying value of deferred exploration costs is reviewed for impairment by management when there are indications that the carrying amount exceeds the recoverable amount under PFRS 6. Among the factors considered by management in the impairment review of deferred exploration costs are the expiration of the contracts and the technical evaluation that the remaining prospects in these areas are small and are likely to be uneconomic. In the event of impairment, the Company measures, presents and discloses the resulting impairment loss in accordance with PAS 36.



The Company considers the status of the service contracts and its plans in determining the recoverable amount of the deferred exploration costs.

The Company recognized impairment losses on deferred exploration costs amounting to ₱48.26 million, ₱4.89 million, and ₱22.71 million for the years ended December 31, 2018, 2017, and 2016, respectively. The carrying value of deferred exploration costs amounted to ₱61.11 million and ₱104.85 million as at December 31, 2018 and 2017, respectively (see Notes 17 and 25).

Impairment of Non-financial Assets, Other than Goodwill and Deferred Exploration Costs

The Company assesses whether there are any indicators of impairment for all non-financial assets, other than goodwill and deferred exploration costs, at each reporting date in accordance with PAS 16. These non-financial assets (investments and advances, property, plant and equipment, investment properties and leasehold rights) are tested for impairment whenever events or changes in circumstances indicate that carrying amount of the asset may not be recoverable. This requires an estimation of the value in use of the CGUs. Estimating the value in use requires the Company to make an estimate of the expected future cash flows from the CGU and also to choose a suitable discount rate in order to calculate the present value of those cash flows. In cases where the value in use cannot be reliably measured, the recoverable amount is based on fair value less costs to sell.

The carrying amounts of the Company's non-financial assets other than goodwill and deferred exploration costs as at December 31 are as follows:

	2018	2017
Property, plant and equipment (see Note 12)	₱5,760,963	₱6,130,201
Investments and advances (see Note 13)	4,322,684	4,057,602
Investment properties (see Note 16)	13,085	50,915
Leasehold rights (see Note 17)	24,959	41,149

Other than the impairment loss on property, plant and equipment recognized in 2018 amounting to ₱2.07 million, no impairment loss was recognized on these non-financial assets in 2017 and 2016.

Accumulated impairment losses on investments amounted to ₱1.56 million as at December 31, 2018 and 2017 (see Note 13).

Impairment of Goodwill

The Company subjects goodwill to an impairment test annually and whenever there is an indication that it is impaired. This requires an estimation of the value in use of the related CGU. The value in use calculation requires the Company to make an estimate of the expected future cash flows from the CGU and to choose a suitable discount rate in order to calculate the present value of those cash flows. The carrying amount of goodwill amounted to ₱234.15 million as at December 31, 2018 and 2017 (see Note 17). No impairment loss has been recognized on goodwill in 2018, 2017 and 2016.

Pension and Other Employee Benefits

The cost of defined benefit pension plans and other post-employment benefits as well as the present value of the pension obligation are determined using actuarial valuations. The actuarial valuation involves making various assumptions. These include the determination of the discount rates, future salary increases, mortality rates and future pension increases. Due to the complexity of the valuation, the underlying assumptions and its long-term nature, defined benefit obligations are highly sensitive to changes in these assumptions. All assumptions are reviewed at each reporting date. Pension and other employee benefits liability amounted to ₱54.15 million and ₱54.57 million as at December 31, 2018 and 2017, respectively (see Note 30).



In determining the appropriate discount rate, management considers the interest rates of government bonds that are denominated in the currency in which the benefits will be paid, with extrapolated maturities corresponding to the expected duration of the defined benefit obligation.

The mortality rate is based on publicly available mortality tables for the specific country and is modified accordingly with estimates of mortality improvements. Future salary increases and pension increases are based on expected future inflation rates for the specific country.

Further details about the assumptions used are provided in Note 30.

Share-based Payments

The Company measures the cost of its equity-settled transactions with management and employees by reference to the fair value of the equity instruments at the grant date. Estimating fair value for share-based payment transactions requires determining the most appropriate valuation model, which is dependent on the terms and conditions of the grant. The estimate also requires determining the most appropriate inputs to the valuation model including the expected life of the share option, volatility and dividend yield and making assumptions about these inputs. The fair value of the share option is being determined using the binomial method. The expected life of the stock options is based on the expected exercise behavior of the stock option holders and is not necessarily indicative of the exercise patterns that may occur. The volatility is based on the average historical price volatility which may be different from the expected volatility of the shares of the Company.

No equity-based compensation was recognized by the Company in 2018 and 2017 (see Note 23).

Contingencies and Tax Assessments

The Company is currently involved in various legal proceedings and assessments for local and national taxes (see Note 40). The estimate of the probable costs for the resolution of these claims has been developed in consultation with outside counsel handling the defense in these matters and is based upon an analysis of potential results. The final settlement of these may result in material adverse impact on the Company's consolidated financial statements.

5. Cash and Cash Equivalents

	2018	2017
Cash on hand and in banks	₱151,317	₱120,897
Short-term deposits	871,049	1,180,102
	₱1,022,366	₱1,300,999

Cash in banks earn interest at the applicable bank deposit rates for its peso and dollar accounts. Short-term deposits are made for varying periods between one day and three (3) months depending on the immediate cash requirements of the Company and earn interest at the respective short-term deposit rates.

Interest income earned on cash in banks in 2018, 2017 and 2016 amounted to ₱0.90 million, ₱0.25 million and ₱0.08 million, respectively. Interest income earned on short-term deposits in 2018, 2017 and 2016 amounted to ₱33.15 million, ₱32.87 million and ₱13.22 million, respectively (see Note 28).



Short-term deposits account includes debt service reserves amounting to ₱54.77 million and ₱45.17 million as at December 31, 2018 and 2017, respectively, for the wind project loan facility (see Note 20).

6. Investments Held for Trading

Investments held for trading as of December 31, 2017 consists of:

UITFs	₱1,329,701
FXTNs	153,818
	<u>₱1,483,519</u>

On January 1, 2018, the Company reclassified all of its investments held for trading to financial assets at FVTPL (see Note 7).

The net changes in fair value of investments held for trading, included in “Interest and other financial income” account presented under “Other income - net” in the consolidated statements of income, amounted to ₱36.98 million and ₱20.10 million in 2017 and 2016, respectively (see Note 28).

Investments in UITFs as at December 31, 2017 include debt service reserves amounting to ₱47.09 million for the wind project loan facility (see Note 20).

7. Financial Assets at FVTPL

Financial assets at FVTPL as of December 31, 2018 consists of:

Current:	
UITFs	₱743,739
Noncurrent:	
UITF	5,452
	<u>₱749,191</u>

On January 1, 2018, the Company reclassified all of its investments held for trading to financial assets at FVTPL. Further, investment in a UITF previously recorded under AFS investments was reclassified to financial assets at FVTPL amounting to ₱5.34 million since as at date of initial application of PFRS 9, this was assessed to have contractual terms that do not represent solely payments of principal and interest (see Note 3).

The net changes in fair value of financial assets at FVTPL, included in “Interest and other financial income” account presented under “Other income - net” in the consolidated statement of income, amounted to ₱24.83 million in 2018 (see Note 28).

Financial assets at FVTPL as at December 31, 2018 include debt service reserves amounting to ₱57.80 million for the wind project loan facility (see Note 20).



8. Receivables

	2018	2017
Trade	₱2,154,348	₱2,608,417
Due from related parties (see Note 31)	333,576	20,314
Receivables from:		
Third parties	179,550	120,862
Assignment of Mineral Production Sharing Agreement (MPSA) (see Note 17)	39,365	39,365
Consortium - SC 50 (see Note 17)	20,000	20,000
Consortium - SC 52 (see Note 17)	19,444	19,444
Employees	2,881	2,636
Others	9,461	14,367
	2,758,625	2,845,405
Less allowance for credit losses	131,334	107,118
	₱2,627,291	₱2,738,287

Trade receivables mainly represent receivables from PEMC, NGCP, National Transmission Corporation (TransCo) for the FIT and from the Company's bilateral customers. Trade receivables consist of both noninterest-bearing and interest-bearing receivables. The term is generally thirty (30) to sixty (60) days.

Receivables from third parties as at December 31, 2018 and 2017 mainly represent the current portion of the Company's noninterest-bearing receivables from NGCP (see Note 18).

As at December 31, the aging analysis of receivables is as follows:

	2018						
	Neither Past Due nor		Past Due but not Impaired				Past Due and
	Total	Impaired	<30 Days	30-60 Days	61-90 Days	More than 90 Days	Impaired
Trade	₱2,154,348	₱1,712,945	₱40,844	₱19,387	₱191,896	₱148,354	₱40,922
Due from related parties	333,576	320,642	-	-	-	2,674	10,260
Others	270,701	183,751	8	106	39	6,645	80,152
	₱2,758,625	₱2,217,338	₱40,852	₱19,493	₱191,935	₱157,673	₱131,334

	2017						
	Neither Past Due nor		Past Due but not Impaired				Past Due and
	Total	Impaired	<30 Days	30-60 Days	61-90 Days	More than 90 Days	Impaired
Trade	₱2,608,417	₱1,991,626	₱90,559	₱62,378	₱20,648	₱418,191	₱25,015
Due from related parties	20,314	20,314	-	-	-	-	-
Others	216,674	131,987	7	8	4	2,565	82,103
	₱2,845,405	₱2,143,927	₱90,566	₱62,386	₱20,652	₱420,756	₱107,118

The movements in the allowance for credit losses on individually impaired receivables in 2018 and 2017 are as follows:

	2018		
	Trade	Others	Total
Balances at beginning of year	₱25,015	₱82,103	₱107,118
Effect of adoption of PFRS 9	9,668	-	9,668
Provision for the year - net (see Note 25)	3,168	11,380	14,548
Balances at end of year	₱37,851	₱93,483	₱131,334



	2017		
	Trade	Others	Total
Balances at beginning of year	₱20,473	₱82,103	₱102,576
Provision for the year (see Note 25)	4,542	–	4,542
Balances at end of year	₱25,015	₱82,103	₱107,118

As a result of the adoption of PFRS 9, the Company recognized provision for credit losses amounting to ₱9.67 million which was adjusted to retained earnings as at January 1, 2018 (see Note 3).

Mineral Production Sharing Agreement (MPSA) 252-2007-V (Camarines Norte)

On July 28, 2007, the Parent Company was awarded MPSA No. 252-2007-V by the Philippine Department of Environment and Natural Resources (DENR) covering parcels of land with an aggregate area of more or less 333 hectares, located in the municipality of Camarines Norte, Philippines (the “Property”). On February 14, 2008, One Subic Oil, then TA Gold, and the Parent Company, entered into an Operating Agreement where the Parent Company granted unto and in favor of One Subic Oil the exclusive right to explore, develop and operate for commercial mineral production the Property under the MPSA. In June 2009, the Parent Company received a notice of an Order of the Secretary of the DENR excising portions of the MPSA area that are covered by alleged mineral patents of a third party for which the Parent Company filed a Motion for Reconsideration.

In December 2009, the DENR denied the Parent Company’s Motion for Reconsideration. The Parent Company filed a timely Appeal of the DENR’s ruling with the Office of the President, which was also denied. The Parent Company then elevated the case to the Court of Appeals.

The Parent Company signed an Agreement on October 18, 2011 for the assignment of the MPSA to Investwell Resources, Inc. (Investwell), subject to certain conditions for a total consideration of US\$4.00 million payable in four tranches. The receipt of the first nonrefundable tranche amounting to US\$0.50 million (₱21.93 million) was recognized as income in 2011. The receipt of the second and third nonrefundable tranches amounting to US\$1.00 million (₱42.20 million), net of the related deferred exploration cost of ₱11.47 million, was also recognized as income in the year payments were received.

On October 30, 2012, the Court of Appeals granted the Parent Company’s petition to reverse and set aside the resolutions of the DENR and the Office of the President that ordered and affirmed, respectively, excision of certain areas covered by alleged mining patents of a third party from the contract area of the MPSA. Subsequently, the third party elevated the case to the Supreme Court.

In Agreements dated May 29, 2012, March 19, 2013, June 25, 2013 and December 18, 2013, the Parent Company and Investwell amended and restructured the payment of the fourth tranche of the total consideration.

The DENR approved on February 7, 2013 the assignment of the MPSA to Investwell, and the Parent Company recognized US\$0.87 million (₱37.93 million) income representing a portion of the final tranche.

On January 12, 2015, the Supreme Court ruled that the rights pertaining to mining patents issued pursuant to the Philippine Bill of 1902 and existing prior to November 15, 1935 are vested rights that cannot be impaired by the MPSA granted by the DENR to the Parent Company on July 28, 2007.

As at December 31, 2018 and 2017, receivable from Investwell amounted to ₱39.37 million which was provided with an allowance for impairment for the full amount since Investwell did not comply with the restructured payment schedule.



9. Fuel and Spare Parts

	2018	2017
Fuel - at cost	₱317,923	₱243,679
Spare parts - at net realizable value	95,750	77,846
	₱413,673	₱321,525

Fuel charged to “Cost of sale of electricity” in the consolidated statements of income amounted to ₱766.48 million, ₱763.87 million and ₱728.47 million in 2018, 2017 and 2016, respectively (see Note 24).

In 2018, PHINMA Energy recognized allowance for inventory obsolescence amounting to ₱0.16 million. The cost of spare parts carried at NRV amounted to ₱96.39 million and ₱78.33 million as at December 31, 2018 and 2017, respectively.

10. Other Current Assets

	2018	2017
Prepaid expenses	₱82,577	₱94,756
Deposits	100,185	176,989
Derivative assets (see Notes 35 and 36)	4	9,848
	₱182,766	₱281,593

Prepaid expenses pertain to insurance, rent and other expenses paid in advance.

Deposit receivables include advances to suppliers and land owners, deposits to distribution utilities and current portion of the refundable security deposit with SBMA.

11. Assets Held For Sale

PHINMA Energy

On August 7, 2018, the BOD approved the management’s decision to sell the Parent Company’s Guimaras Power Plant located in Jordan, Guimaras. Since the approval, the management has been actively looking for interested buyers. As at December 31, 2018, the Guimaras Power Plant was classified as “Assets held for sale” in the consolidated statement of financial position in accordance with PFRS 5, as the sale is highly probable (i.e., sale transaction will be completed within a year from the reporting date) and the asset is available for immediate sale in its present condition. The asset was previously presented as part of investment properties (see Note 16).

Subsequently, on January 7, 2019, the BOD approved the sale of the Guimaras Power Plant and on January 24, 2019, the Asset Purchase Agreement (APA) between the Parent Company and S.I. Power Corporation (the buyer) was signed and notarized with an agreed selling price of ₱45.00 million.

As at December 31, 2018, no impairment loss was recognized as the carrying value amounting to ₱30.71 million is below its fair value less costs to sell.



One Subic Oil

Starting July 18, 2018 until the end of the reporting period, the management communicated with its affiliates, suppliers, and other third party buyers its plan to sell some of its equipment and parts presented as part of “Machinery and equipment”. Although nothing yet has been finalized, management has been actively looking for interested buyers.

The remaining unsold assets as at December 31, 2018 were classified as a “Assets held for sale” in the consolidated statement of financial position as the sale is highly probable (i.e., sale transaction will be completed within a year from the reporting date) and the asset is available for immediate sale in its present condition.

Immediately before the reclassification of the equipment and parts as held for sale, the recoverable amount was estimated and an impairment loss amounting to ₱1.13 million was recognized to reduce the carrying amount of the assets held for sale to their fair value less costs to sell. The carrying value of the remaining asset classified as assets held for sale amounted to ₱3.62 million as at December 31, 2018.



12. Property, Plant and Equipment

The details and movements of this account for the year ended December 31 are shown below:

	2018							
	Land and Land Improvements	Buildings and Improvements	Machinery and Equipment	Transportation Equipment	Tools and Other Miscellaneous Assets	Office Furniture, Equipment and Others	Construction in Progress	Total
Cost								
Balance at beginning of year	₱252,241	₱476,418	₱6,881,019	₱38,869	₱54,662	₱60,750	₱419	₱7,764,378
Additions	–	10,907	83,571	2,891	15,705	2,070	4,536	119,680
Disposals	–	–	–	(2,789)	(1,125)	(11,525)	–	(15,439)
Deconsolidation	–	–	(6,083)	–	–	(116)	(4,536)	(10,735)
Insurance claim	–	–	(90,146)	–	–	–	–	(90,146)
Transfer to asset held for sale (see Note 11)	–	–	(4,750)	–	(496)	–	–	(5,246)
Transfer from investment property (see Note 16)	–	1,845	–	–	–	–	–	1,845
Balance at end of year	252,241	489,170	6,863,611	38,971	68,746	51,179	419	7,764,337
Accumulated depreciation								
Balance at beginning of year	1,236	288,599	1,175,938	15,942	29,201	47,589	–	1,558,505
Depreciation (see Note 27)	–	75,327	290,354	7,489	6,388	4,813	–	384,371
Disposals	–	–	–	(2,789)	(1,125)	(11,518)	–	(15,432)
Deconsolidation	–	–	(154)	–	–	(25)	–	(179)
Transfer to asset held for sale (see Note 11)	–	–	–	–	(496)	–	–	(496)
Balance at end of year	1,236	363,926	1,466,138	20,642	33,968	40,859	–	1,926,769
Accumulated impairment loss								
Balance at beginning of year	–	–	75,672	–	–	–	–	75,672
Allowance for impairment loss	–	933	1,133	–	–	–	–	2,066
Transfer to asset held for sale (see Note 11)	–	–	(1,133)	–	–	–	–	(1,133)
Balance at end of year	–	933	75,672	–	–	–	–	76,605
Net Book Value	₱251,005	₱124,311	₱5,321,801	₱18,329	₱34,778	10,320	₱419	₱5,760,963



2017

	Land and Land Improvements	Buildings and Improvements	Machinery and Equipment	Transportation Equipment	Tools and Other Miscellaneous Assets	Office Furniture, Equipment and Others	Construction in Progress	Total
Cost								
Balance at beginning of year	₱251,488	₱428,651	₱6,698,824	₱37,692	₱37,766	₱54,674	₱228,283	₱7,737,378
Additions	753	40,778	35,632	3,994	16,916	6,524	21,295	125,892
Disposals	–	–	–	(2,817)	(20)	(448)	–	(3,285)
Reclassifications	–	–	249,159	–	–	–	(249,159)	–
Transfer to investment property (see Note 16)	–	(4,306)	(102,596)	–	–	–	–	(106,902)
Transfer from investment property (see Note 16)	–	11,295	–	–	–	–	–	11,295
Balance at end of year	252,241	476,418	6,881,019	38,869	54,662	60,750	419	7,764,378
Accumulated depreciation								
Balance at beginning of year	1,236	246,135	921,539	10,878	24,776	42,574	–	1,247,138
Depreciation (see Notes 27 and 38)	–	46,090	316,768	7,375	4,445	5,458	–	380,136
Disposals	–	–	–	(2,311)	(20)	(443)	–	(2,774)
Transfer to investment property (see Note 16)	–	(3,626)	(62,369)	–	–	–	–	(65,995)
Balance at end of year	1,236	288,599	1,175,938	15,942	29,201	47,589	–	1,527,292
Accumulated impairment loss								
Balance at beginning and end of year	–	–	75,672	–	–	–	–	75,672
Net Book Value	₱251,005	₱187,819	₱5,629,409	₱22,927	₱25,461	₱13,161	₱419	₱6,130,201



Depreciation is calculated on a straight-line basis over the estimated useful lives of the assets, which are as follows:

Category	In Years
Land improvements	10
Buildings and improvements	6-25
Machinery and equipment:	
Wind towers and equipment	25
Power plant	20
Power barges	10
Others	10-15
Tools and other miscellaneous assets	5-10
Transportation equipment	3-5
Office furniture, equipment and others	3-10

Purchase of Power Barges

On July 8, 2015, Power Barges 101, 102 and 103 were officially transferred from Power Sector and Liabilities Management Corporation (PSALM) to PHINMA Energy after its sale in 2014. In February 2016, Power Barges 101 and 102 received their respective Certificates of Compliance and started operations and all related capitalized costs were reclassified from “Construction in Progress” to “Machinery and equipment”. As at December 31, 2018, the total costs capitalized to Power Barges 101 and 102 included under “Machinery and equipment” amounted to ₱386.42 million. These costs include the purchase price and all other dry-docking and repair costs.

In October 2017, Power Barge 103 received its Certificate of Compliance from the ERC. All related costs capitalized to Power Barge 103 were reclassified from “Construction in Progress” to Machinery and Equipment. As at December 31, 2018, the carrying amount of Power Barge 103 included in “Machinery and equipment” amounted to ₱161.97 million.

Wind Projects

On October 7, 2014, the 54 MW Wind Power project in San Lorenzo, Guimaras started delivering power to the grid. Commercial operations started on December 27, 2014. The carrying amounts of the wind farm included under “Machinery and equipment” account as at December 31, 2018 and 2017 amounted to ₱4,310.28 million and ₱4,518.83 million, respectively, while those under “Land and land improvements” account as at December 31, 2018 and 2017 amounted to ₱197.18 million.

PHINMA Renewable commissioned wind measuring devices in several sites. Three devices were already decommissioned earlier due to low wind regime and typhoon damage. Wind masts in Aparri and Ballesteros were decommissioned in January and February 2016, respectively, due to their deteriorated condition, rendering both structures unsafe. Wind masts located in Sibunag and San Lorenzo, Guimaras were likewise decommissioned in May and June 2016, respectively, also due to their deteriorated condition.

On December 23, 2016, a new wind mast was installed in San Lorenzo, Guimaras for wind resource analysis and correlation with the 54 MW San Lorenzo Wind Farm. In May 2017, the wind mast in Nueva Valencia was decommissioned due to its deteriorated condition. As at March 19, 2018, PHINMA Renewable’ remaining wind measuring device continue to gather wind resource measurements at San Lorenzo, Guimaras.



Sale of Transmission Assets

PHINMA Renewable and CIPP executed Deeds of Sale with the NGCP on April 22, 2016 and May 23, 2016, respectively, for the disposition of transmission assets and PHINMA Renewable's submarine cable pursuant to Section 8 of RA No. 9136 or the EPIRA and the ERC decisions. As at date of sale, the carrying value of transmission assets and submarine cables sold by PHINMA Renewable and CIPP amounted to ₱660.15 million and ₱65.17 million, respectively. Receivables from NGCP arising from these sales are included under "Receivables" and "Other noncurrent assets" (see Notes 8 and 18).

Land Held under Finance Leases

The Company entered into finance leases of land in Barangay Suclaran and Cabano in San Lorenzo, Guimaras and Barangay Zaldivar and Sawang in Buenavista, Guimaras to facilitate the construction of the San Lorenzo wind farm (see Note 34). The carrying amount of land held under finance leases, included under "Land and land improvements", as at December 31, 2018 and 2017 amounted to ₱116.81 million.

Mortgaged Property and Equipment

PHINMA Renewable's wind farm with carrying value of ₱4,310.28 million and ₱4,518.83 million included under "Machinery and equipment" account is mortgaged as security for the ₱4.30 billion term loan as at December 31, 2018 and 2017 (see Note 20).

The insurance claim on machinery and equipment amounting to ₱90.15 million in 2018 pertains to the net insurance proceeds from third parties for the reimbursement of capital expenditures relating to the repair of Power Barge 103 as a result of damages due to typhoon.

The cost of fully depreciated assets still used by the Company amounted to ₱166.64 million and ₱146.17 million as at December 31, 2018 and 2017, respectively.

13. Investments and Advances

Details of investments in associates and interests in joint ventures and the carrying amounts as at December 31 are as follows:

	Percentage of Ownership	2018	2017
Investments in associates:			
MGI	25.00	₱630,173	₱535,230
Asia Coal Corporation (Asia Coal)*	28.18	631	631
Union Aggregates Corporation (UAC)**	31.25	—	—
		630,804	535,861
Interests in joint ventures:			
SLTEC	45.00	3,438,199	3,490,213
PHINMA Solar	50.00	217,005	—
ACTA	50.00	36,676	31,528
		3,691,880	3,521,741
		₱4,322,684	₱4,057,602

*Shortened corporate life to October 31, 2009.

**Ceased operations.



The details and movements of investments as well as the advances in associates and interests in joint ventures accounted for under the equity method are as follows:

	2018	2017
Investments in associates and interests in joint ventures		
Acquisition costs:		
Balance at beginning of year	₱3,675,257	₱3,531,934
Additions	236,315	98,323
Conversion from advances*	–	45,000
Balance at end of year	3,911,572	3,675,257
Accumulated equity in net earnings:		
Balance at beginning of year	370,086	426,832
Equity in net earnings for the year	532,460	1,024,995
Dividends received	(504,913)	(1,081,741)
Balance at end of year	397,633	370,086
Accumulated share in OCI:		
Balance at beginning of year	(3,413)	(277)
Share in other comprehensive income (loss)	1,220	(3,136)
Balance at end of year	(2,193)	(3,413)
Other equity transactions:		
Balance at beginning and end of year	17,231	17,231
Accumulated impairment losses	(1,559)	(1,559)
	4,322,684	4,057,602
Advances to an associate and a joint venture		
Balance at beginning of year	–	45,000
Additions	–	–
Advances converted to investment*	–	(45,000)
Balance at end of year	–	–
Total investments and advances	₱4,322,684	₱4,057,602

*ACTA's application for increase in authorized capital stock was approved on January 25, 2016. Consequently, the advances were converted to investment in a joint venture. In 2017, advances to MGI were converted to investment in associate.

Investments in Associates

MGI

The Parent Company subscribed to 25% of the capital stock of MGI which was incorporated and registered with the SEC on August 11, 2010, to implement the integrated development of the Maibarara geothermal field in Calamba, Laguna and Sto. Tomas, Batangas for power generation. MGI's registered business address is 7th F JMT Building, ADB Avenue, Ortigas Center, Pasig City.

The summarized financial information of MGI, a material associate of the Parent Company, as at and for the years ended December 31 and the reconciliation with the carrying amount of the investments and advances in the consolidated financial statements are shown below:

Summarized Statements of Financial Position

	2018	2017
Current assets	₱997,778	₱621,971
Noncurrent assets	4,860,066	4,968,843
Total assets	5,857,844	5,590,814
Current liabilities	(450,925)	(348,820)
Noncurrent liabilities	(2,887,058)	(3,094,978)
Net assets	2,519,861	2,147,016
Proportion of the Parent Company's ownership	25%	25%
Carrying amount of investments	₱629,965	₱536,754



Summarized Statements of Income

	2018	2017	2016
Revenue from sale of electricity	₱1,110,004	₱832,084	₱784,609
Cost of sale of electricity	507,587	384,475	380,770
Gross profit	602,417	447,609	403,839
Interest expense - net	(181,323)	(129,147)	(219,871)
General and administrative expenses	(55,341)	(35,163)	(43,350)
Other income (charges) - net	10,843	4,976	(104)
Income before income tax	376,596	288,275	140,514
Provision for (benefit from) income tax	(903)	163	11
Net income	377,499	288,112	140,503
Other comprehensive income (loss)	346	(7,772)	-
Total comprehensive income	₱377,845	₱280,340	₱140,503

On September 16, 2011, the Parent Company entered into an ESA with MGI under which the Parent Company will purchase the entire net electricity output of MGI's power plant for a period of 20 years at an agreed price, subject to certain adjustments (see Note 34). Commercial operations of MGI started in February 2014.

The Parent Company is also a Project Sponsor for MGI's ₱2.40 billion Term Loan Facility for the 20 MW Maibarara Geothermal Power Plant and ₱1.40 billion Project Loan Facility for its 12 MW Maibarara Expansion Project. In the event of a default of MGI, as a Project Sponsor, the Parent Company is obligated to:

- assign, mortgage or pledge all its right, title and/or interest in and its shares of stocks in MGI, including those that may be issued in the name of the Parent Company;
- assign its rights and/or interests in the Joint Venture Agreement executed on May 19, 2010 with PNOG Renewables Corporation;
- secure the debt service reserve account (DSRA) with a standby letter of credit, when reasonably required and pursuant to the terms of the facilities;
- guarantee the completion of the projects and for this purpose, the Parent Company undertakes to:
 - i. contribute to MGI its pro-rata share of the funds necessary to enable MGI to complete the construction of its projects; and,
 - ii. make cash advances or otherwise arrange to provide MGI with funds sufficient to complete construction, in the event that MGI does not have sufficient funds available to cover the full cost of constructing and completing the project due to costs overrun.

The loan covenants covering the outstanding debt of MGI include, among others, maintenance of debt-to-equity and debt-service ratios. As at December 31, 2018 and 2017, MGI is in compliance with the said loan covenants.

In 2015, the construction of Phase 2 of the project commenced. MGI successfully commissioned the 12-megawatt (MW) Maibarara Geothermal Power Plant-2 (MGPP-2) and successfully synchronized to the Luzon grid on March 9, 2018. On April 30, 2018, MGPP-2 commenced its commercial operations.

The advances of ₱45.00 million granted by the Parent Company in 2015 were converted to investments in associates in 2017. The Parent Company invested additional capital and received dividends amounting to ₱12.50 million and ₱80.25 million, respectively, in 2018 and ₱12.50 million and ₱25.00 million, respectively, in 2017. No dividend was received by the Company in 2016.



Asia Coal

On March 19, 2009, the BOD and stockholders of Asia Coal approved the shortening of its corporate life to October 31, 2009. Asia Coal shall be dissolved and liquidated, the date of which is subject to the approval of the SEC. As at March 21, 2019, Asia Coal is still in the process of securing a tax clearance with the BIR in connection with the filing with the SEC of its application for dissolution.

Asia Coal has not engaged in any activity since filing for the shortening of its corporate life.

Interests in Joint Ventures

SLTEC

The summarized financial information of SLTEC, a material joint venture of the Parent Company, as at and for the years ended December 31 and the reconciliation with the carrying amount of the investment in the consolidated financial statements are shown below:

Summarized Statements of Financial Position

	2018	2017
Current assets	₱4,219,021	₱5,348,826
Noncurrent assets	16,497,811	16,907,554
Current liabilities	(3,024,932)	(2,883,687)
Noncurrent liabilities	(10,098,160)	(11,664,627)
Net assets	7,593,740	7,708,066
Proportion of the Parent Company's ownership	45%	45%
Parent Company's share in the net assets	3,417,183	3,468,630
Other adjustments*	21,016	22,002
Carrying amount of investment	₱3,438,199	₱3,490,632

*Alignment of accounting policies on excess revenue over costs of testing and commissioning.

Additional Information

	2018	2017
Cash and cash equivalents	₱1,337,712	₱1,403,297
Current financial liabilities*	1,556,016	1,562,666
Noncurrent financial liabilities	10,082,253	11,653,160

*Excluding trade and other payables and provision.

Summarized Statements of Income

	2018	2017	2016
Revenue from sale of electricity	₱6,270,087	₱8,248,140	₱5,982,707
Cost of sale of electricity	4,674,873	5,163,660	3,526,798
Gross profit	1,595,214	3,084,480	2,455,909
General and administrative expenses	(109,274)	(152,125)	(163,838)
Interest expenses - net	(749,724)	(868,554)	(847,698)
Other income - net	346,691	70,302	376,249
Income before income tax	1,082,907	2,134,103	1,820,622
Provision for income tax	104,953	13,421	118,061
Net income	977,954	2,120,682	1,702,561
Other comprehensive income (loss) - net	1,976	(2,171)	98
Total comprehensive income	₱979,930	₱2,118,511	₱1,702,659



Additional Information

	2018	2017	2016
Depreciation and amortization	₱781,075	₱742,782	₱689,144
Interest income	68,776	49,983	45,233
Interest expense	749,724	868,554	892,931

The Parent Company earned dividends from SLTEC amounting to ₱492.42 million, ₱1,057 million and ₱644.95 million in 2018, 2017 and 2016, respectively.

On October 29, 2011, SLTEC signed the Omnibus Loan and Security Agreement with its local third party creditor banks with the Parent Company and AC Energy as Project Sponsors.

Under the terms of the Agreement, the Parent Company shall:

- enter into supply agreements with end users sufficient to cover such capacity required by SLTEC to break-even for two years, within eighteen (18) months from first drawdown. The consequence of failure is a draw-stop, which means SLTEC will not be able to draw on the loan;
- commit to provide advances to SLTEC in proportion to the Parent Company's equity interest in SLTEC to fund the project cost of the SLTEC power plant project;
- guarantee jointly with AC Energy to redeem the loan in the event that SLTEC defaults on the loan, and lenders are not able to consolidate title to the project site because title to the properties have not been issued; and,
- pledge its shares in SLTEC as security, and assign its offtake contracts to the lenders sufficient to cover such capacity required by SLTEC to break-even.

In accordance with the Joint Venture Agreement, AC Energy made an additional investment in SLTEC amounting to ₱61.08 million in 2011. The Parent Company's share in the additional investment made by AC Energy amounting to ₱30.54 million was recorded under "Other equity reserve" account in the 2011 consolidated statement of changes in equity. From 2012 to 2014, SLTEC incurred stock issuance costs totaling ₱22.80 million which were recognized by SLTEC as a reduction from its APIC and retained earnings. Of this amount, ₱11.40 million which represents the Parent Company's share in the said costs, was recognized equally as a reduction from the Parent Company's other equity reserve account and retained earnings (see Note 22).

On April 24, 2015, Unit 1 of the two (2) 135 MW coal fired units commenced its commercial operations. Unit 2 of the power plant commenced its commercial operations on February 21, 2016.

On December 20, 2016, the Parent Company sold 5% interest in SLTEC to APHPC (see Note 1). As a result of the sale, the Parent Company's interest in SLTEC was reduced from 50% to 45% and recognized a gain amounting to ₱444.21 million (see Note 28). As a result, the other equity reserve was reduced to ₱17.23 million (see Note 22).

PHINMA Solar

On December 11, 2018, the Parent Company and Union Galvasteel Corporation (UGC), a company under common control of PHINMA Inc., entered into a Deed of Sale for the sale of the Parent Company's 50% interest to UGC. The sale resulted in a gain of ₱5.83 million. In 2018, PHINMA Solar completed installation and commenced operations of two (2) solar panel projects.



The summarized financial information of PHINMA Solar, a material joint venture of the Parent Company, as at and for the year ended December 31, 2018 are shown below:

Summarized Statements of Financial Position

	2018
Current assets	₱390,840
Noncurrent assets	45,856
Current liabilities	(2,463)
Noncurrent liabilities	(224)
Net assets	434,009
Proportion of the Parent Company's ownership	50%
Parent Company's share in the net assets	217,005
Other adjustments	-
Carrying amount of investment	₱217,005

Additional Information

	2018
Cash and cash equivalents	₱213,103
Investments held for trading	81,612
Current financial liabilities	2,463
Noncurrent financial liabilities	224

Summarized Statements of Income

	2018	
	Jan – Sept	Oct – Dec
Revenue from sale of electricity	₱535	₱467
Cost of sale of electricity	169	183
Gross profit	366	284
General and administrative expenses	(7,322)	(7,755)
Other income - net	2,921	480
Loss before income tax	(4,035)	(6,991)
Benefit from income tax	1,317	2,439
Net loss	(2,718)	(4,552)
Other comprehensive income - net	-	231
Total comprehensive loss	(₱2,718)	(₱4,321)

Additional Information

	2018	
	Jan – Sept	Oct – Dec
Depreciation and amortization	₱174	₱190
Interest income	642	1,659



14. Available-for-sale Investments

AFS investments as of December 31, 2017 consists of:

Shares of stock:	
Listed	₱133,540
Unlisted	100,977
Golf club shares	53,270
Investment in a UITF	5,340
	<u>₱293,127</u>

No impairment was recognized in 2017 and 2016.

The movements in this account are as follows:

Balance at beginning of year	₱309,070
Additions during the year	7,215
Disposals during the year	(109)
Net changes in the fair market value of AFS investments	(23,049)
Balance at end of year	<u>₱293,127</u>

The movements in net unrealized gain on AFS investments are as follows:

Balance at beginning of year - net of tax	₱109,366
Net changes in the fair market value of AFS investments	(23,049)
Income tax effect	(393)
Balance at end of year - net of tax	<u>₱85,924</u>

The dividend income earned from AFS investments amounted to ₱2.05 million, ₱8.48 million and ₱7.43 million in 2018, 2017 and 2016, respectively.

On January 1, 2018, the Company reclassified all of its AFS investments to financial assets at FVOCI (see Notes 3 and 15).

15. Financial assets at FVOCI

Upon adoption of PFRS 9 effective January 1, 2018, the Company reclassified its AFS investments to financial asset at FVOCI which consisted of the following as of December 31, 2018:

Shares of stock:	
Listed	₱137,096
Unlisted	109,399
Golf club shares	11,500
	<u>₱257,995</u>



The movements in net unrealized gain on financial assets at FVOCI for the year December 31, 2018 are as follows:

Balance at the beginning of year - net of tax	₱-
<i>Changes upon adoption of PFRS 9 - net of tax:</i>	
Unrealized gain on AFS equity securities transferred to FVOCI (Note 14)	85,924
Remeasurement gain of unlisted equity securities (Note 3)	13,643
Unrealized gain on investment in a UITF closed to retained earnings due to change in classification (Note 3)	(54)
Unrealized loss recognized in other comprehensive income	2,106
Cumulative unrealized gain on disposal of equity instruments at FVOCI transferred to retained earnings	(41,847)
Balance at end of year - net of tax	₱59,772

The dividend income earned from financial assets at FVOCI amounted to ₱7.07 million in 2018.

16. Investment Properties

2018				
	Land	Property and Equipment	Office Unit	Total
Cost:				
Balance at beginning of year	₱13,085	₱106,902	₱-	₱119,987
Transfer to PPE (see Note 12)	-	(9,005)	-	(9,005)
Transfer to asset held for sale (see Note 11)		(97,897)		(97,897)
Balance at end of year	13,085	-	-	13,085
Less accumulated depreciation:				
Balance at beginning of year	-	69,072	-	69,072
Transfer to PPE (see Note 12)	-	(7,160)	-	(7,160)
Depreciation (see Note 27)	-	5,274	-	5,274
Transfer to asset held for sale (Note 11)	-	(67,186)	-	(67,186)
Balance at end of year	-	-	-	-
Net book value	₱13,085	₱-	₱-	₱13,085
2017				
	Land	Property and Equipment	Office Unit	Total
Cost:				
Balance at beginning of year	₱13,085	₱-	₱28,133	₱41,218
Transfer from PPE (see Note 12)	-	40,907	-	40,907
Transfer to PPE (see Note 12)	-	-	(28,133)	(28,133)
Balance at end of year	13,085	40,907	-	53,992
Less accumulated depreciation:				
Balance at beginning of year	-	-	16,838	16,838
Transfer to PPE (see Note 12)	-	-	(16,838)	(16,838)
Depreciation (see Note 27)	-	3,077	-	3,077
Balance at end of year	-	3,077	-	3,077
Net book value	₱13,085	₱37,830	₱-	₱50,915



The Company's investment properties are composed of land, office unit and property and equipment. Depreciation on the Company's office unit and power plant is calculated on a straight-line basis over the estimated useful life of six (6) to twenty (20) years.

The fair value of the property and equipment in 2017 amounted to ₱81.30 million based on the valuation by an independent firm of appraisers. The value of property and equipment was arrived at using the Cost Approach which estimates the current replacement cost of the replaceable property in accordance with current market prices for manufactured equipment. Replacement cost is defined as the estimated cost of constructing a structure of comparable utility, employing the design and materials that are currently used in the market. Adjustments are then made to reflect depreciation resulting from physical deterioration plus any functional and economic obsolescence that may exist to arrive at a reasonable valuation.

Current prices of similar used property in the second-hand market and the age, condition, past maintenance, and present and prospective serviceability in comparison with units of like kind were also considered in the appraisal.

No rental income was earned for the office unit in 2018 and 2017 since the related lease agreement with a third party ended in 2016. Rental income from the office unit in 2016 amounted to ₱1.78 million, which was recognized in the consolidated statement of income, while related direct costs and expenses amounted to ₱3.11 million in which was included as part of "General and administrative expenses" account in the consolidated statements of income.

Revenue from the property and equipment amounted to ₱16.44 million, ₱18.24 million and ₱67.24 million in 2018, 2017 and 2016, respectively, which was recognized in the consolidated statements of income, while related direct costs and expenses amounted to ₱15.68 million, ₱17.91 million and ₱49.92 million in 2018, 2017 and 2016, respectively, which was included as part of "Cost of sale of electricity" account in the consolidated statements of income.

17. Goodwill and Other Intangible Assets

Changes in goodwill and other intangible assets for the years ended December 31, 2018 and 2017 are as follows:

	2018			
	Goodwill	Deferred Exploration Costs	Leasehold Rights	Total
Cost:				
Balance at beginning of year	₱234,152	₱132,450	₱99,839	₱466,441
Cash calls	-	4,526	-	4,526
Balance at end of year	234,152	136,976	99,839	470,967
Accumulated depreciation:				
Balance at beginning of year	-	-	58,690	58,690
Amortization (see Note 27)	-	-	16,190	16,190
Balance at end of year	-	-	74,880	74,880
Accumulated impairment:				
Balance at beginning of year	-	27,605	-	27,605
Provisions for the year (see Note 25)	-	48,263	-	48,263
Balance at end of year	-	75,868	-	75,868
Net book value	₱234,152	₱61,108	₱24,959	₱320,219



	2017			
	Goodwill	Deferred Exploration Costs	Leasehold Rights	Total
Cost:				
Balance at beginning of year	₱234,152	₱122,222	₱99,839	₱456,213
Cash calls	-	10,105	-	10,105
Others	-	123	-	123
Balance at end of year	234,152	132,450	99,839	466,441
Accumulated depreciation:				
Balance at beginning of year	-	-	42,500	42,500
Amortization (see Note 27)	-	-	16,190	16,190
Balance at end of year	-	-	58,690	58,690
Accumulated impairment:				
Balance at beginning of year	-	22,713	-	22,713
Provisions for the year (see Note 25)	-	4,892	-	4,892
Balance at end of year	-	27,605	-	27,605
Net book value	₱234,152	₱104,845	₱41,149	₱380,146

Leasehold Rights and Goodwill

The leasehold rights and goodwill arose from PHINMA Power's acquisition of the entire outstanding shares of stocks of One Subic Power in 2014. One Subic Power and SBMA has an existing Facilities Lease Agreement (FLA) for a period of five (5) years up to July 19, 2020, as amended, with the option to extend subject to mutually acceptable terms and conditions. On December 21, 2017, the SBMA Board approved and ratified the amendment of the Facilities Lease Agreement extending the lease term until July 19, 2030.

As at December 31, 2018 and 2017, the leasehold rights have a remaining useful life of 1.5 years and 2.5 years, respectively (see Note 34).

Impairment Testing of Goodwill

The goodwill acquired through business combination was allocated for impairment testing to One Subic Power's power plant operations, this being the CGU. The recoverable amount of the CGU was determined using the value in use approach calculated using all cash flow projections related to CGU based on the financial budgets and forecasts approved by the BOD, which management believes are reasonable and are management's best estimate of the ranges of economic conditions that will exist over the remaining useful life of the asset. The pre-tax discount rates of 10.20% and 8.15% in 2018 and 2017, respectively, were applied based on the weighted average cost of capital adjusted for the difference in currency and specific risks associated with the business of the CGU.

The recoverable amount exceeded the carrying amount of the CGU and, as a result, no impairment was recognized for the years ended December 31, 2018 and 2017.

The Company factors the discount rate in the calculation of the value in use of its goodwill.

Discount rates represent the current market assessment of the risks specific to each CGU, taking into consideration the time value of money and individual risks of the underlying assets that have not been incorporated in the cash flow estimates. The discount rate calculation is based on the specific circumstances of the Company and its operating segments and is derived from its weighted average cost of capital (WACC). The WACC takes into account both debt and equity. The cost of equity is derived from the expected return on investment. The cost of debt is based on the interest-bearing borrowings the Group is obliged to service. Segment-specific risk is incorporated by applying



individual beta factors. The beta factors are evaluated annually based on publicly available market data. Adjustments to the discount rate are made to factor in the specific amount and timing of the future tax flows in order to reflect a pre-tax discount rate.

The excess of value in use over the carrying amount of the CGU amounted to ₱485.20 million as at December 31, 2018. An increase of 100 basis points in the Company's pre-tax discount rate will not result in an impairment of goodwill.

Deferred Exploration Cost

Details of deferred exploration costs are as follows:

	2018	2017
<i>Petroleum and gas:</i>		
SC 51/Geophysical Survey and Exploration Contract (GSEC) No. 93 (East Visayas)	₱32,666	₱32,666
SC 6 (Northwest Palawan)		
Block A	22,568	22,130
Block B	4,892	4,892
SC 69 (Camotes Sea)	15,597	15,597
SC 50 Northwest Palawan	11,719	11,719
SC 52 (Cagayan Province)	10,994	10,994
SC 55 (Southwest Palawan)	6,817	5,714
<i>Geothermal:</i>		
SC 8 (Mabini, Batangas)	31,723	28,738
	136,976	132,450
Allowance for impairment losses	(75,868)	(27,605)
Net book value	₱61,108	₱104,845

Below is the rollforward analysis of the deferred exploration costs as at December 31, 2018 and 2017:

	2018	2017
<i>Cost:</i>		
Balance at beginning of year	₱132,450	₱122,222
Cash calls	4,526	10,228
Balance at end of year	136,976	132,450
<i>Accumulated impairment:</i>		
Balance at beginning of year	27,605	22,713
Provision for the year (see Note 25)	48,263	4,892
Balance at end of year	75,868	27,605
Net book value	₱61,108	₱104,845

The foregoing deferred exploration costs represent the Company's share in the expenditures incurred under petroleum SCs with the DOE. The contracts provide for certain minimum work and expenditure obligations and the rights and benefits of the contractor. Operating agreements govern the relationship among co-contractors and the conduct of operations under an SC.

In 2017, the Company capitalized its share in various expenses to deferred exploration costs due to its operatorship in SC 69. Expenses capitalized were salaries and wages amounting to ₱0.09 million, depreciation expense amounting to ₱0.02 million and other expenses with a total amount of ₱0.01 million. Costs capitalized are included in the current work program for SC 69. No similar costs were incurred and capitalized in 2018.



The following summarizes the status of the foregoing projects:

a. SC 51/GSEC 93 (East Visayas)

In April 2012, the Operator, Otto Energy Investments Ltd. (Otto Energy) [formerly “NorAsian Energy Ltd.”] commenced a 100-kilometer (km) 2D seismic program in the town of San Isidro, Leyte primarily to pick the optimum location for the drilling of the Duhat prospect, which reservoir objective was not reached by the Duhat-1 and Duhat-1A wells in 2011.

In mid-May 2012, the foreign seismic acquisition contractor unilaterally suspended its field operations as instructed by its government.

In view of said development, the DOE granted on September 30, 2012 the consortium’s request for a six-month extension of the current Sub-Phase 4 to January 31, 2013.

The 2D seismic survey resumed after a one-month suspension and was completed on October 1, 2012. Data processing was completed by December 31, 2012.

The consortium elected to enter Sub-Phase 5 (January 31, 2013 to January 31, 2014) with the drilling of Duhat-2 well in Northwest Leyte as work commitment.

Swan Oil and Gas Ltd. (Swan) withdrew from SC 51 in September 2012 after settling disputes over the North Block (Northwest Leyte) and the South Block (Cebu Strait) with Otto Energy and Filipino partners (remaining members of the consortium), respectively. Consequently, the 40% participating interest of Swan in the North Block reverted to Otto Energy, and as between Otto Energy and Filipino partners, the latter retained 100% interest in the South Block.

The Filipino partners signed a Farm-in Option Agreement with Frontier Oil Corporation (Frontier Oil) over the South Block on October 23, 2012. Under the said Agreement, Frontier Oil has the option to acquire 80% participating interest in the area by undertaking to drill the Argao-1 well at its sole cost during Sub-Phase 6 of SC 51 (January 31, 2015 to July 8, 2015). Frontier Oil may exercise its option not later than January 31, 2013, which was extended to February 28, 2013. The Farm-in Option Agreement lapsed since the option was not exercised by Frontier Oil.

On July 24, 2013, Otto Energy spudded the Duhat-2 well in Northwest Leyte but prematurely plugged and abandoned the well on July 26, 2013 at a depth of 201 meters for safety and environmental reasons, after encountering a high-pressure water zone. Otto Energy completed the demobilization for the Duhat-2 well on August 30, 2013 and conducted post-well studies. The new information will be considered in any future decisions on SC 51. The consortium requested the DOE a six-month extension of the current exploration Sub-Phase 5 to July 31, 2014 to be able to conduct post-well geological, geophysical and drilling studies. The DOE approved the foregoing request on November 7, 2013.

On May 5, 2014, Otto Energy notified the PHINMA Petroleum and the other partners in the consortium that it has elected to withdraw from SC 51. Otto Energy’s withdrawal from SC 51 and the transfer of its participating interest to the remaining parties are subject to the approval of the DOE.

On June 28, 2014, the Filipino partners requested the DOE for suspension of the exploration of Sub-Phase 5 from the date Otto Energy notified the DOE of its withdrawal from SC 51 until the DOE approves the transfer of Otto Energy’s participating interest to the Filipino partners.

On May 11, 2015, the DOE approved the request for an extension of Sub-Phase 5 to July 8, 2016.



On March 3, 2017 and December 20, 2017, the Filipino partners reiterated their intent to carry on with the exploration of SC 51, following Otto Energy's withdrawal from the block and consequent resignation as Operator. They further signed and executed a Deed of Undertaking to pay the outstanding financial obligation of Otto Energy amounting to US\$124,763, subject to the approval of the transfer of interest from Otto Energy to the continuing parties, the extension of the term of the contract, and the revision of work program from drilling of a well to the conduct of pore pressure prediction study and gravity survey. Of this amount, PHINMA Petroleum's share is US\$41,596 which is equivalent to the pro-rata amount of liability using its post-adjustment ownership interest.

On May 15, 2018, PHINMA Petroleum notified the DOE of its withdrawal from SC 51 and advised the latter that it would no longer pursue its entitlement to Otto Energy's participating interest under the Deed of Undertaking dated March 3, 2017. The DOE acknowledged this formal notification from PHINMA Petroleum on May 23, 2018.

On June 1, 2018, the DOE approved the transfer of Otto Energy's participating interests in SC 51 to the Filipino Partners. PHINMA Petroleum's participating interest was adjusted from 6.67% to 33.34% after the DOE's approval of the withdrawal of Otto Energy.

On July 4, 2018, the SC 51 Consortium, noting that the attendant requested conditions that would allow full implementation of the proposed work program were not covered in the said approval (i.e., SC 51 term extension, revision of work program), notified the DOE of their decision to relinquish SC 51 block, to withdraw from SC 51 and to waive their rights to Otto Energy's interest.

The SC 51 Consortium met with the DOE on several occasions to craft the best way forward in SC 51. On December 17, 2018, as had been agreed in a number of meetings, the Consortium provided further justification for waiver to pay the outstanding financial obligation of Otto Energy, as executed in the Deed of Undertaking, given that the aforementioned conditions were not met. The matter is still being evaluated by the DOE and the aforementioned requests are pending as at March 21, 2019.

In 2018, the Company recognized full provision for probable loss on deferred exploration costs pertaining to SC 51 amounting to ₱32.67 million due to the relinquishment of PHINMA Petroleum's participating interest.

b. SC 6 (Northwest Palawan)

Block A

Pitkin Petroleum Plc. (Pitkin), the Operator, completed a geophysical review of the block.

The partners for SC 6 Block A approved the conduct of a new 500-sq. km. 3D seismic program over selected prospects and leads in the first half of 2013, subject to issuance of local government permits.

Under the Farm-in Agreement dated July 11, 2011, Pitkin shall carry PHINMA Petroleum and the other non-operating consortium members in the costs of said seismic program and the drilling of two wells, in exchange for the assigned 70% participating interest.

On June 4, 2013, the Sangguniang Panlalawigan of Palawan voted to favorably endorse the proposed bathymetry and 3D seismic survey over the area to the Palawan Council for Sustainable Development (PCSD).



Pitkin completed a 500-sq. km. 3D seismic survey over selected prospects and leads.

Pitkin notified the partners on August 28, 2014 that it shall not exercise its option under the Farm-in Agreement to drill a well in the block and will withdraw from the block by December 31, 2014. By December 31, 2014, Pitkin completed geological and geophysical work programs in fulfillment of its obligations under the first exploration phase. The remaining partners agreed to pursue the geological evaluation of the block.

PHINMA Petroleum's interest reverted to 7.78% from 2.334% following the withdrawal of Pitkin Petroleum, and subsequent approval of the assignment of interest by the DOE on June 24, 2015.

On August 28, 2015, the consortium completed its work program consisting of geological and geophysical evaluation.

On November 3, 2015, the DOE approved the 2016 work program consisting of specialized geophysical studies. The pertinent geophysical program commenced in November 2015 and was completed by December 31, 2016.

On December 20, 2016, the consortium submitted to the DOE its proposed 2017 work program consisting of advanced geophysical studies. On February 13, 2017, the program was approved by the DOE. The work program of advanced seismic data reprocessing and quantitative seismic inversion study was completed in December 2017. The studies yielded significant improvement in the imaging of complex and deeper geological structures.

On January 8, 2018, the consortium submitted to the DOE its proposed 2018 work program composed of seismic interpretation and mapping and integration of quantitative inversion results that would serve as input to preliminary well design and cost estimates.

The Consortium completed its 2018 work program and said undertaking have improved the resource evaluation of the mapped leads and prospects in the area.

On December 18, 2018, the Partners have approved and the Operator, Philodrill Corporation (Philodrill), submitted to the DOE the proposed 2019 SC 6A Work Program and Budget amounting to US\$314,116 composed of geological and geophysical evaluation and engineering projects. The same was approved by the DOE on January 23, 2019.

No impairment was recognized for SC 6 Block A as the Company believes that the related deferred exploration costs are still recoverable.

Block B

Pursuant to a Farm-in Agreement dated February 4, 2011, Peak Oil and Gas Philippines Ltd. (Australia), Blade Petroleum Philippines Ltd. (Australia) and Venturoil Philippines, Inc. ("Farminees") exercised their option to acquire 70% participating interest of the SC 6 Block B consortium, which includes PHINMA Petroleum ("Farmors").

Under the Farm-in Agreement, the Farminees were supposed to shoulder all the Farmors' share of exploration and development expenditures in the Block up to the production of first oil.

The DOE denied the applications for the transfer of participating interests to the Farminees and transfer of operatorship due to failure of the Farminees to comply with DOE requirements. Under the Farm-in Agreement, the Farminees would have been eligible to earn a combined 70% of the participating interest of the farming out parties. On August 7, 2013, the DOE directed the



original Operator, Philodrill, to submit a new and comprehensive work program and budget of exploration activities over the Block.

On September 13, 2013, the DOE approved the work program and budget for SC 6 Block B for the 5th year of extension period. The pertinent geological and geophysical program commenced in October 2013 and was completed in January 2014.

The consortium formulated a work program for the next five years of the extension period which started on March 1, 2014. Partners submitted, for the DOE's approval, a 3-year work program consisting mainly of geophysical studies with a corresponding budget amounting to US\$0.72 million. The geophysical studies were completed by the third quarter of 2016.

To improve the viability of the primary prospect, the consortium requested the DOE to reconfigure the contract area to include an adjoining block, which hosts an oil field where production had been suspended.

PHINMA Petroleum holds 7.78% and 14.063% participating interests in Block A and Block B, respectively. SC 6 is valid until February 28, 2024 subject to fulfillment of work commitments for each of the three 5-year terms comprising the 15-year extension period of SC 6 in respect of Block A and B and payment of training assistance, development assistance and scholarship funds to the DOE.

On February 20, 2017, PHINMA Petroleum gave notice to the consortium of relinquishment of its 14.063% participating interest in SC 6 Block B and the Operating Agreement, but said relinquishment shall not include its 2.475% carried interest. The retained carried interest would entitle PHINMA Petroleum for a share in the gross proceeds from any production in the block, once all exploration costs have been recovered. The carried interest will be valued upon establishment of the commercial viability of the project.

In 2017, the Company recognized full provision for probable loss on deferred exploration costs pertaining to SC 6B amounting to ₱4.89 million due to PHINMA Petroleum's relinquishment of its participating interest, but not the carried interest, to its partners.

On April 12, 2018, the transfer of participating interest from PHINMA Petroleum to SC6 Block B continuing parties was approved by the DOE.

c. SC 69 (Camotes Sea)

Interpretation of the 229-square kilometers (sq. km.) 3D seismic data acquired in June 2011 generated three drillable prospects.

The DOE granted the consortium's request for a nine-month extension of Sub-Phase 3 to May 7, 2013 to allow completion of technical studies.

On April 4, 2013, the DOE granted the consortium's request for a further six-month extension of Sub-Phase 3 to November 6, 2013 to allow completion of technical studies and initiate farm-out efforts.

On August 23, 2013, the Operator, Otto Energy (Philippines) Inc. (Otto Philippines), confirmed to PHINMA Petroleum that it did not intend to enter Sub-Phase 4 of SC 69 and will reassign 9% participating interest in SC 69 to PHINMA Petroleum pursuant to the Assignment Agreement dated February 3, 2011.



Following an unsuccessful campaign to farm out its participating interest, Otto Philippines notified PHINMA Petroleum and Frontier Gasfields Pty. Ltd. (Frontier Gasfields) of its withdrawal in SC 69 on October 4, 2013. PHINMA Petroleum and Frontier Gasfields subsequently jointly requested the DOE a six-month extension of the October 7, 2013 deadline to elect to enter the next exploration sub-phase, which started on November 7, 2013. An additional extension of the contract term to December 31, 2014 was requested due to the delays in the transfer of participating interests and operatorship to the remaining partners.

Following DOE approval of the assignment of Otto Philippines' interests to PHINMA Petroleum and Frontier Gasfields on October 14, 2014, PHINMA Petroleum's participating interest in SC 69 was adjusted from the current 6% to 50%.

On March 17, 2014, PHINMA Petroleum and Frontier Gasfields jointly requested the DOE an extension of the term of SC 69 until December 31, 2014. The DOE extended the term of Sub-Phase 3 to May 7, 2014 to enable the remaining parties to proceed with planned exploration activities and PHINMA Petroleum was designated as Operator of SC 69.

On April 17, 2015, the consortium entered Sub-Phase 4 (May 2015 to May 2016) which entails a commitment to either undertake a 3D seismic program or drill an exploratory well. The DOE approved the consortium's requests that participation in a proposed multi-client 2D seismic survey be credited as fulfillment of its work obligation under the current Sub-Phase and a 6-month extension of the term of SC 69 to November 2016.

On June 30, 2016, PHINMA Petroleum signed a licensing agreement with a seismic contractor for the acquisition of 750 km of seismic data under the multi-client survey. The seismic contractor in a letter dated August 18, 2016 informed PHINMA Petroleum that it could not proceed with the leg of the survey due to permitting and weather constraints. The consortium requested an extension of the term of SC 69 due to Force Majeure.

As at December 29, 2017, the DOE approved the request for extension due to Force Majeure, effective until November 7, 2018, with an attendant work program of permitting and information and education campaigns to address impediments to the planned seismic survey.

On June 4, 2018, the SC 69 Consortium notified the DOE of its relinquishment of SC 69 block in view of the strong oppositions to the Project from various stakeholders, including several Local Government Units and Non-Government Organizations, making the conduct of petroleum exploration business in the area very challenging, if not impossible. The aforementioned request is still pending with the DOE as at March 21, 2019.

In 2018, the Company recognized full provision for probable loss on deferred exploration costs pertaining to SC 69 amounting to ₱15.60 million due to the relinquishment of PHINMA Petroleum's participating interest.

d. SC 50 (Northwest Palawan)

In 2013, PHINMA Petroleum commenced negotiations with Frontier Energy Limited (Frontier Energy), the Operator, regarding a Farm-in Agreement that would provide for PHINMA Petroleum's acquisition of 10% participating interest in SC 50.

Subject to execution of said Farm-in Agreement, PHINMA Petroleum has committed to subscribe to 136,000,000 in Frontier Oil shares through the latter's planned initial public offering.



On September 1, 2014, PHINMA Petroleum made advance payment to Frontier Oil amounting to ₱20.00 million pursuant to the Memorandum of Agreement with Frontier Energy and Frontier Oil dated August 22, 2014 subject to execution of a Farm-in Agreement and Loan Agreement among the parties not later than thirty (30) days from date of execution of the MOA. The advances are due 24 months after the release of the funds. In the event a Loan Agreement for ₱136.00 million is signed between PHINMA Petroleum and Frontier Oil, the advances shall be considered as initial drawdown on the Loan.

On October 16, 2014, PHINMA Petroleum signed the following agreements providing for its acquisition of 10% participating interest in SC 50:

1. Farm-in Agreement with Frontier Energy and Frontier Oil
2. Deed of Assignment with Frontier Energy
3. Loan Agreement with Frontier Oil

Frontier Oil, the Operator, applied for a Force Majeure in view of the unilateral cancellation of its rig contract by the other partners in the consortium.

On October 5, 2015, the DOE denied the Operator's request and, consequently, ruled that the contract effectively expired in March 2015. On October 20, 2015, Frontier Oil contested DOE's position and engaged the DOE in discussions aimed at a mutually acceptable resolution of the issue.

In 2016, the advances to Frontier Oil amounting to ₱20.00 million was fully provided with an allowance for credit losses account (see Note 8) and the deferred exploration costs amounting to ₱11.72 million was fully provided with an allowance for impairment, due to the expiration of the SC's term and denial by the DOE of the request for Force Majeure.

In January 2016, Frontier Oil requested a 2-year moratorium on contract obligations. A subsequent letter was sent to the DOE, dated December 14, 2016, requesting for reconsideration of the termination of SC 50.

As at March 21, 2019 approval of the assignment of 10% participating interest in SC 50 to PHINMA Petroleum remains pending with the DOE.

e. SC 55 (Southwest Palawan)

On May 2, 2012, the DOE approved a twelve-month extension of exploration Sub-Phase 4 to August 5, 2013 to enable BHP Billiton Petroleum (Philippines) Corporation (BHP Billiton), the Operator, to secure a drilling rig with specialized well control equipment for the committed Cinco-1 well. The Cinco-1 well will test a large interpreted carbonate structure in 1,400 meters of water.

Palawan55's 6.82% participating interest will be carried in the drilling cost of two (2) wells in the block under its Participation Agreement dated March 15, 2005 with the predecessors-in-interest of Otto Energy [formerly "NorAsian Energy Ltd."] and an Agreement with NorAsian Energy Ltd. dated February 3, 2011.

In May 2013, BHP Billiton filed a Notice of Force Majeure under SC 55 with the DOE in order to preserve the term of the current exploration sub-phase that requires the drilling of one exploratory well. It is deemed that the Force Majeure event commenced on September 7, 2012, at which time the endorsement of the Sangguniang Panlalawigan of the province of Palawan and



the Strategic Environmental Plan (SEP) Clearance from the PCSD would have been released in the ordinary course of business.

On June 4, 2013, the Sangguniang Panlalawigan of Palawan voted to favorably endorse the proposed Cinco-1 drilling to the PCSD. The PCSD approved the issuance of the SEP clearance for the drilling of Cinco-1 well but BHP Billiton sought amendment and clarification on certain conditions set by PCSD. The SEP was issued by the PCSD and signed by all parties in October 2013.

BHP Billiton requested from the DOE an extension of the current Sub-Phase 4 to October 2014 to account for the Force Majeure period caused by the fourteen-month delay in issuance of the aforementioned PCSD clearance.

In November 2013, BHP Billiton verbally informed the partners of its decision not to drill a well under SC 55 and proposed to reassign its 60% participating interest to Otto Energy. Otto Energy subsequently signed a Letter of Intent with BHP Billiton providing for the termination of their Farm-out Agreement and the reassignment of BHP Billiton's participating interest, including a cash settlement.

In January 2014, BHP Billiton and Otto Energy signed definitive agreements for the reassignment of the former's participating interest to the latter. The DOE approved the transfer of the 60% participating interest of BHP Billiton to Otto Energy Philippines, Inc. and the transfer of Operatorship to Otto Energy. The approval formalized the exit of BHP Billiton in SC 55. Otto Energy submitted a revised work program to the DOE focused on the drilling of an ultra deepwater prospect and commenced a farm-out campaign. The new work program was subsequently approved by the DOE. On April 29, 2014, the DOE extended the term of Sub-Phase 4 to December 23, 2014. Otto Energy commenced preparations for exploratory drilling.

On October 15, 2014, Otto Energy requested the DOE a one-year extension of Sub-Phase 4 to December 23, 2015. The requested extension was approved by the DOE on November 7, 2014.

On July 31, 2015, Otto Energy commenced drilling of the Hawkeye-1 exploratory well and on August 17, 2015 completed the drilling to a total depth of 2,920 meters. The well discovered gas, which is deemed to be non-commercial. Otto Energy informed its partners of its decision to withdraw from the service contract.

On December 22, 2015, the consortium requested the DOE for a two-year contract moratorium and proposed technical studies that would assess the impact of the results of Hawkeye-1 on the remaining prospect of the area.

On June 14, 2016, the DOE extended the term of SC 55 until December 23, 2017.

On November 21, 2016, Otto Energy and Otto Energy Philippines notified the DOE of their withdrawal from SC 55.

On November 22, 2017, Palawan55 notified the DOE of its willingness to assume its pro-rata, post-adjustment share (37.50%) amounting to US\$0.06 million of Otto Energy's outstanding training fund obligation of US\$0.17 million in conjunction with the DOE's approval of the assignment of interests and favorable consideration for a reasonable extension of the moratorium period that would allow execution of the committed technical studies.



On March 26, 2018, the DOE approved the transfer of participating interests from Otto Energy to its Partners, Palawan55, Century Red and Pryce Gases, Inc. The Moratorium Period until April 26, 2019 was also approved with a budget of US\$0.48 million for 3D seismic reprocessing and Quantitative Inversion Study.

On August 23, 2018, Palawan55 awarded the 3D Marine PreSTM and PreSDM Reprocessing and Quantitative Services Contract to a third party. The Notice to Proceed was issued on September 10, 2018. Said work program is currently ongoing.

On November 19, 2018, Palawan55 requested for an extension of the SC 55 Moratorium Period up to December 31, 2019 due to the fact that the Quantitative Interpretation Study and Resource Assessment will only be completed after April 2019. The DOE acknowledged the receipt of this request from Palawan55 on November 23, 2018. The said request is still pending approval as at March 21, 2019.

In December 2018, a third-party Partner in the consortium advanced its payment for its share in the 2019 work program amounting to US\$0.07 million or ₱3.66 million. This shall be applied to the third party's share in the subsequent expenditure of SC 55.

In 2018, Palawan55 accrued its share in the training obligations for SC55 payable to DOE amounting to ₱3.49 million.

Palawan55's 6.82% participating interest in SC 55 was adjusted to 37.50% upon the DOE's approval of the withdrawal of Otto Energy.

No impairment was recognized for SC 55 as the Company believes that the related deferred exploration costs are still recoverable.

f. SC 8 (Batangas - Mabini Geothermal Service Contract)

On December 3, 2013, the Parent Company signed a MOA with Basic Energy Corporation (Basic Energy), under which the Parent Company shall acquire from Basic Energy a 10% participating interest in the Mabini Geothermal Service Contract, which interest may be increased up to 40%, at the option of the Parent Company, after the Parent Company completes a gravity program in the contract area at its sole cost.

The DOE approved on September 1, 2015 a one-year extension of Contract Year 8 to July 10, 2016 with a one-well drilling obligation. On September 15, 2015, the DOE approved the transfer of 25% participating interest in subject GSC from Basic Energy to the Parent Company.

Preparations for the drilling commenced in the fourth quarter of 2015. The consortium completed the drilling program of MAB-1 well in March 2017.

Other field operations were stopped indefinitely due to a Cease-and-Desist Order issued by the Mabini Mayor in light of the series of earthquakes that hit the town in April 2017.

The Consortium invoked the Force Majeure provision in the Contract and requested the DOE for the suspension of work obligation due to Force Majeure. The request is still under DOE evaluation.

On November 29, 2017, the DOE approved the work program consisting of Information and Education Campaigns (IEC) and permitting works.



In 2018, the Consortium held continuing IEC together with the DOE and PHIVOLCS to obtain support from the local government units towards lifting of the Cease-and-Desist Order.

On July 3, 2018, the Parent Company formally notified Basic Energy, the Operator, of its withdrawal from the service contract and Joint Operating Agreement (JOA) for the block.

In August 2018, Basic Energy proposed to conduct the forward drilling program on its own, "Operation by Fewer than all the Parties: under the JOA) and carry the Parent Company's share of attendant costs. The Parent Company expressed its willingness to consider the said proposal and requested Basic Energy's key terms for the Parent Company's consideration.

Key terms of the proposal are yet to be provided by Basic Energy as at March 21, 2019.

g. SC 52 (Cagayan Province)

The Parent Company and Frontier Oil executed on January 12, 2012 a Farm-in Option Agreement which granted the Parent Company the option to acquire 10% participating interest from Frontier, which may be exercised after completion of re-entry and testing of the Nassiping-2 well.

The Nassiping-2 well was drilled by Petro-Canada in 1994 but was not tested although gas shows were recorded.

Test operations conducted by Frontier Oil in February 2012 failed to establish a stable gas flow despite high surface pressure and strong initial flow rates. Frontier suspended the well for future re-entry after confirming the presence of movable gas in the target interval.

The Parent Company and Frontier Oil signed an Amendment Agreement extending the former's option to 90 days after completion of programmed re-testing operations on the Nassiping-2 well.

The DOE approved the consortium's entry into Sub-Phase 4 (July 8, 2012 to July 8, 2013) with the Nassiping-2 Stimulation and Testing Program as work commitment.

Frontier Oil suspended the Stimulation and Testing Program in December 2012 after repeated attempts to remove a plug that would have allowed acidization of the upper test zones failed. In view of this suspension of the Stimulation and Testing Program, the Company recognized impairment loss amounting to ₱12.87 million in 2012.

Frontier Oil elected to enter Sub-Phase 5 (ending July 2014) with the deepening of the Nassiping-2 well, including the testing of all prospective gas-bearing intervals in the borehole, as one of two well obligations.



The Parent Company and Frontier Oil signed a Second Amendment to their Farm-in Option Agreement in July 2013 that extended the option period and expanded the coverage of the Parent Company's option to include the untested deeper prospective gas-bearing intervals identified in the well, under the following terms:

- 1) The Parent Company shall pay to Frontier Oil a total of US\$0.40 million (Supplemental Option Fee) as follows:
 - a. US\$0.20 million shall be paid within five (5) working days of signing of the second (2nd) amendment agreement
 - b. US\$0.20 million shall be paid within five (5) working days of Company's receipt of a written notice from Frontier Oil which confirms that Frontier Oil has entered into a binding rig contract that will enable Frontier Oil to comply with the Workover Program
- 2) Upon payment of the Supplemental Option Fee, the Option Period shall be extended until ninety (90) days from the date of completion of the Workover Program.

On July 8, 2013, the first tranche of the supplemental option fee amounting to ₱8.7 million or US\$0.20 million was paid.

In December 2013, Frontier Oil signed a drilling rig contract for the deepening and testing of the Nassiping-2 well. On account of this development, the Parent Company reversed in full the impairment loss in 2013. Based on the quantification of an independent expert, the expected monetary value of the contingent resources attributable to the SC 52 portion of the Nassiping Dome is US\$128.7 million.

As requested by Frontier Oil, the DOE approved the extension of Sub-Phase 5 to January 8, 2015. On January 3, 2014, the second (2nd) tranche of ₱8.88 million or US\$0.20 million was paid.

In letters dated February 10, 2015 and May 28, 2015, Frontier Oil Corporation requested the DOE a two-year moratorium on work obligations under Sub-Phase 5 which ended on July 8, 2015.

On February 2, 2016, the DOE denied Frontier Oil's request for moratorium of work commitments on the basis of Force Majeure. In 2016, the Company reclassified to receivables the option fee of ₱19.44 million recoverable upon expiration of the SC. The option fee was fully provided with an allowance for doubtful account (see Note 8).

In 2016, the Company assessed and fully provided for probable losses for deferred exploration costs pertaining to SC 52 amounting to ₱10.99 million due to the expiration of its terms and subsequent denial of the DOE of the request for Force Majeure.

In December 2016, Frontier Oil, as instructed by the DOE, submitted certain documents in support of its request for Force Majeure. As at March 21, 2019, the requests for Moratorium and appeal for contract reinstatement are still pending DOE's approval.

Pililia Hydropower Service Contract (HSC) (Rizal)

The Company requested for the reinstatement of Pililia HSC and the DOE approved the reinstatement until July 7, 2016, subject to certain conditions.

The Parent Company also requested a three-year extension of the pre-development stage of the service contract and as at March 21, 2019, is still waiting for the response from the DOE.



18. Other Noncurrent Assets

	2018	2017
Trade receivable (Note 21)	₱1,123,511	₱1,123,511
Receivables from third parties	501,266	650,627
Deposits	102,346	27,930
Prepaid rent	50,079	55,497
Balance at end of year	₱1,777,202	₱1,857,565

Receivables from third parties include interest-bearing receivables collectible until April 2021 and noninterest-bearing receivables from NGCP arising from the sale of transmission assets as discussed in Note 12, which are collectible annually within three (3) years from the date of sale, discounted using the Philippine Dealing System Treasury Reference Rate (PDST-R2) on transaction date ranging from 2.14% - 4.56%.

Prepaid rent pertains to easements and right of way agreements with land owners in Guimaras for the transmission lines connecting its 54 MW wind farm project located in San Lorenzo, Guimaras to the grid (see Note 34).

Deposits include deposits to distribution utilities, advances to contractors/ suppliers and noncurrent portion of the refundable security deposit with SBMA.

Noncurrent trade receivable and trade payable (see Note 21) relate to –

Multilateral Agreement

Due to its interpretation of the WESM Rules, the PEMC allocates its uncollected receivables due from power purchasers in the WESM to the generators which sold power to the WESM. On December 23, 2013, the Supreme Court (SC) issued a 60-day Temporary Restraining Order (“TRO”) enjoining the Manila Electric Company (MERALCO) and the ERC from implementing the Automatic Generation Rate Adjustment (AGRA) mechanism for the November 2013 billing period. The AGRA allows automatic pass through of the cost of power purchased from WESM. In turn, MERALCO did not pay PEMC a significant portion of its November and December 2013 power bills. PEMC in turn, did not pay the Company the full amount of its electricity sales. On April 22, 2014, the SC extended indefinitely the TRO it issued over the collection of the November 2013 power rate increase.

The ERC issued an Order (ERC Case No. 2014-021 MC) dated March 3, 2014 voiding the WESM prices of November and December 2013 power bills. As directed by ERC, PEMC recalculated the regulated prices and issued WESM adjusted power bills in March 2014 which the Company recorded resulting to an increase in receivables and net trading revenues.

Certain market players filed motions for reconsideration resulting in ERC’s issuance of another Order dated March 27, 2014 for PEMC to provide market participants an additional forty-five (45) days, or up to May 12, 2014 to settle their WESM power bills covering the adjustments for the period October 26 to December 25, 2013. ERC extended the settlement of WESM power bills to a non-extendible period of thirty (30) days up to June 11, 2014 which resulted in a Multilateral Agreement where the WESM Trading Participants agreed to be bound to a payment schedule of six (6) months or twenty-four (24) months subject to certain conditions. The Company signed the Agreement on June 23, 2014. In 2016, the Company collected ₱205.31 million, under the said Multilateral Agreement. In June 2016, the 24-month period of repayment prescribed; hence, the Company



provided an allowance for doubtful accounts related to the receivables under the Multilateral Agreement amounting to ₱13.75 million.

19. Accounts Payable and Other Current Liabilities

	2018	2017
Trade payables	₱519,505	₱516,281
Due to related parties (see Note 31)	801,165	1,187,845
Output VAT	144,366	145,486
Deferred revenue - current portion	387,289	402,447
Nontrade	192,154	114,645
Accrued expenses	121,534	214,339
Accrued interest expense (see Note 35)	79,297	133,983
Finance lease obligations - current portion (see Note 34)	14,803	14,328
Retention payables	1,096	2,867
Accrued directors' and annual incentives (see Note 31)	-	19,757
Others	8,189	7,004
	₱2,269,398	₱2,758,982

Accounts payable and other current liabilities are noninterest-bearing and are normally settled on thirty (30) to sixty (60)-day terms.

Trade payables refer to liabilities to suppliers of electricity and fuel purchased by the Company.

Deferred revenue pertains to the upfront payment received from a customer in consideration of the contract amendments and modifications. The deferred revenue shall be amortized over the remaining term of the contract until December 2019.

Accrued expenses include insurance, sick and vacation leave accruals (see Note 30), station use, One Subic Power variable rent at SBMA (see Note 34) and accruals for incentive pay.

Nontrade payables include liabilities for various purchases such as additions to property, plant and equipment and spare parts.

Finance lease obligations refer to lease agreements entered into by the Company with individual land owners. These leases have terms of twenty (20) to twenty-five (25) years (see Note 34).

Retention payables pertain to amounts retained from liabilities to suppliers and contractors.

Others consist of liabilities to employees, statutory payables, deposit payables and a derivative liability.

The Company is a party to certain claims and assessments in the ordinary conduct of business. The information usually required by PAS 37 is not disclosed on the ground that it can be expected to prejudice the outcome or the Company's position with respect to these matters.



20. Loans

Long-term loans

As at December 31, this account consists of:

	2018	2017
PHINMA Renewable term loan facility	₱1,644,743	₱1,732,558
PHINMA Energy long-term loans	4,728,870	5,156,291
	6,373,613	6,888,849
Add premium on long-term loans (embedded derivative)	4,247	6,009
Less unamortized debt issue costs	40,927	45,482
	6,336,933	6,849,376
Less current portion of long-term loans (net of unamortized debt issue costs)	265,460	226,949
<u>Noncurrent portion</u>	₱6,071,473	₱6,622,427

Movements in derivatives and debt issue costs related to the long-term loans follow:

	Derivatives	Debt Issue Costs
As at December 31, 2016	₱7,722	₱72,871
Additions	-	11,750
Amortization/accretion for the year*	(1,713)	(39,139)
As at December 31, 2017	6,009	45,482
Additions	-	6,975
Amortization/accretion for the year*	(1,762)	(11,530)
As at December 31, 2018	₱4,247	₱40,927

*Included under "Interest and other financial charges" in the "Other income - net" account in the consolidated statements of income (see Note 28).

PHINMA Renewable

On December 18, 2013, PHINMA Renewable entered into a ₱4.3 billion Term Loan Facility with Security Bank Corporation (SBC) and Development Bank of the Philippines (DBP). The proceeds were used to partially finance the 54 MW San Lorenzo Wind Farm composed of 272 MW wind turbine generators and related roads, jetty, substations, transmission line facilities and submarine cable to connect to the grid. The loan facility is divided into two tranches amounting to ₱2.15 billion each - DBP as the Tranche A lender and SBC as the Tranche B lender.

Both tranches have a term of 15 years with semi-annual interest payments starting on the date on which the loan is made. The Tranche A's interest is to be fixed at the higher of 10-year PDS Treasury Fixing (PDST-F) plus a spread of 1.625% or 6.25% for the first 10 years, to be repriced at higher of 5-year PDST-F plus a spread of 1.25% or 6.25% for the last 5 years. The Tranche B will be fixed at higher of interpolated 15-year PDST-F plus a spread of 1.625% or 6.5%. The interest rate floor on the loan is an embedded derivative that is required to be bifurcated. In 2013, the Company did not recognize any derivative liability arising from the bifurcated interest floor rate since the fair value is not significant.

On April 1, 2015, the publication of PDST-F rates ceased pursuant to the memo of the Bankers Association of the Philippines (BAP) dated January 8, 2015. Subsequently, the parties agreed to adopt PDST-R2 as benchmark rate in lieu of PDST-F rates.



The loan facility also contains a prepayment provision which allows PHINMA Renewable to make optional prepayment for both Tranche A and Tranche B in the amount calculated by the facility agent as accrued interest and other charges on the loan up to the prepayment date plus, the higher of (a) the principal amount of the loan being prepaid, or (b) the amount calculated as the present value of the remaining principal amortizations and interest payments on the loan being prepaid, discounted at the comparable benchmark tenor as shown in the Philippine Dealing and Exchange Corporation (PDEX) Market Page, Reuters and the PDS website (www.pds.com.ph) at approximately 11:16 am on the business day immediately preceding the prepayment date. In addition, PHINMA Renewable is allowed to prepay the Tranche A loan, without penalty or breakfunding cost, on the interest re-pricing date. The prepayment option was assessed as closely related to the loan and, thus, was not bifurcated.

On April 28, 2016, the Company prepaid ₱150.50 million of its long-term debt in accordance with the terms of the Agreement as follows:

- The Company shall effect a mandatory prepayment of the loan, without premium or penalty, within three (3) business days from receipt by the Company of any transmission line proceeds;
- Prepay the loan to the extent of seventy percent (70%) of the transmission line proceeds;
- The remaining thirty percent (30%) shall be transferred directly into the Company controlled distribution account for further distribution to the Project Sponsor.

On December 20, 2016, the BOD resolved to amend the Omnibus Loan and Security Agreement (OLSA) to allow the Company to prepay a portion of the long-term debt to SBC and DBP without penalties. On January 11, 2017, the Company prepaid ₱2,350.00 million of its long-term debt.

Under the terms of the Agreement, PHINMA Energy, as the Project Sponsor, shall:

- Provide equity contributions equivalent to 30% of the project cost;
- Fund any cost overruns on the project and the required debt service reserve amount DSRA in the event of delays in obtaining FIT eligibility or Renewable Energy Payment Agreement; and,
- Redeem the loan in the event that PHINMA Renewable defaults on the loan and titles to the project properties have not been issued to PHINMA Renewable or notwithstanding such titles, lenders fail to acquire title to the project properties due to lack of annotation or third party claims.

The loan agreement provides loan disbursement schedule for the drawdown of the loan. PHINMA Renewable made the following drawdowns during the years 2015 and 2014 with the corresponding carrying values as at December 31, 2018:

Drawdown date	Tranche A (DBP)		Tranche B (SBC)	
	Gross Amount ^a	Carrying Value ^b	Gross Amount ^a	Carrying Value ^b
February 14, 2014	₱118,574	₱118,917	₱118,574	₱117,620
May 27, 2014	210,374	209,952	210,374	208,908
August 5, 2014	210,374	211,452	210,374	208,979
September 2, 2014	191,249	191,458	191,249	190,052
July 30, 2015	91,800	87,739	91,800	87,709
	₱822,371	₱819,518	₱822,371	₱813,268

^aNet of prepayments made in 2016 and 2017

^bNet of unamortized debt issue costs.



In 2018 and 2017, PHINMA Renewable made the following payments with their corresponding carrying values:

Payment date	Tranche A (DBP)		Tranche B (SBC)	
	Gross Amount	Carrying value	Gross Amount	Carrying value
April 28, 2016	₱75,250	₱63,722	₱75,250	₱69,365
January 11, 2017	1,175,000	1,169,712	1,175,000	1,172,004
February 14, 2017	16,735	16,422	16,735	16,558
August 14, 2017	16,735	15,093	16,735	15,809
February 14, 2018	16,735	15,047	16,735	15,786
August 14, 2018	27,172	25,491	27,172	26,231
	₱1,327,627	₱1,305,487	₱1,327,627	₱1,315,753

The loan's principal repayment is variable amount payable semi-annually; amount of principal repayment to be determined during the due diligence stage based on the required debt service coverage ratio (DSCR) and financial projections using the Financial Model validated by an independent financial model auditor. Any incremental revenue resulting from a subsequent increase in the applicable FIT rate shall be applied to principal repayment of the loan in the inverse order of maturity. Incremental revenue is the difference in the revenue based on existing FIT rate of ₱7.40/kwh and a new base rate as defined by the relevant government agency excluding annual adjustments to account for inflation and foreign exchange movements.

Under the loan facility agreement, PHINMA Renewable must maintain a debt service account into which will be paid the maximum interest forecasted to be due and payable for the next two following payment dates that will fall within the construction period and the amount of debt service after the construction period. The funds in the debt service reserves can be used by the Company provided that thirty (30) days prior to payment, the fund is replenished. Debt service reserves are included in the consolidated statements of financial position under "Cash and cash equivalents" and "Investments held for trading"/"Financial assets at FVTPL" (see Notes 5, 6 and 7).

Covenants. The Term Loan Facility includes, among others, certain restrictive covenants and requirements with respect to the following, effective upon commercial operations of PHINMA Renewable:

- (a) Historical DSCR post dividend declaration of 1.20x and Debt to Equity Ratio not exceeding 70:30 throughout the term of the loan;
- (b) Equity infusion amounting to ₱328.13 million for retention and contingencies;
- (c) Limitation on investments (not to enter into joint ventures, partnership; create subsidiary/branch); and
- (d) Restricted payments (not to distribute dividends, make payments to affiliates).

PHINMA Renewable is in compliance with loan covenants as at December 31, 2018 and 2017.

The loan facility is secured by PHINMA Renewable's wind farm, included in "Machinery and equipment" account under "Property, plant and equipment" with carrying values amounting to ₱4,310.28 million and ₱4,518.83 million as at December 31, 2018 and 2017, respectively (see Note 12). In addition, as a security for the timely payment, discharge, observance and performance of the obligations, PHINMA Energy entered into a Pledge Agreement covering the subscriptions of stocks of PHINMA Energy and its nominees.



PHINMA Energy

The relevant terms of the long-term loans of the Parent Company are as follows:

Description	Interest Rate (per annum)	Terms	2018	2017
₱1.50 billion loan with China Banking Corporation (CBC)	The higher of 7-year PDST-F at interest rate setting date which is one (1) banking day prior to issue date plus a spread of 1.625% or 5.675% for the first 7 years; repricing for the last 3 years, the higher of 3-year PDST-F plus a spread of 1.625% or initial interest rate.	Availed on April 14, 2014, payable in quarterly installment within 10 years to commence 1 year after the first interest payment date with final repayment on April 10, 2024; contains negative pledge	₱1,388,693	₱1,418,673
₱1.00 billion loan with SBC	Fixed at a rate equivalent to the 5-year PDST-F rate one business day prior to drawdown date plus 1.00%, for 5 years	Availed on April 11, 2014, principal repayment equivalent to 2% of the loan per annum, payable in quarterly payment starting at the end of the 5th quarter following drawdown; bullet payment on maturity date; contains negative pledge	–	948,656
₱0.50 billion loan with Banco De Oro Unibank, Inc. (BDO)	The higher of 7Y PDST-F at interest rate setting date which is one (1) banking day prior to issue date plus a spread of 1.625% or 5.675% for the first 7 years; repricing for the last 3 years, the higher of 3-year PDST-F plus a spread of 1.625% or initial interest rate	Availed on April 30, 2014, payable in quarterly installments within 10 years to commence 1 year after the first interest payment date with final repayment on January 30, 2024; contains negative pledge	461,467	470,875
₱1.18 billion loan with SBC	Fixed at a rate of 6.50% per annum which shall be payable at the end of the interest period of six months	Availed on January 11, 2017 payable in semi-annual installments within 12.5 years to commence 6 months after the Drawdown Date and every 6 months thereafter with final repayment on July 11, 2029; contains negative pledge	965,456	1,147,917
₱1.18 billion loan with DBP	Fixed at a rate of 6.00% for the first 7 years; repricing for the last 5.5 years, the higher of 5-year PDST-R2 plus a spread of 1.625% or 6.25%	Availed on January 10, 2017 payable in semi-annual installments within 12.5 years to commence 6 months after the Drawdown Date and every 6 months thereafter with final repayment on July 10, 2029; contains negative pledge	965,469	1,147,927
₱0.93 billion loan with SBC	The applicable peso benchmark (based on BVAL) plus minimum of 2.0% spread, with quarterly repricing, which shall be payable quarterly in arrears.	Availed on December 28, 2018 payable on June 28, 2020; up to 18 months from drawdown date	923,061	–
Carrying value (net of unamortized debt issue costs and embedded derivatives of ₱24.72 million and ₱22.24 million in 2018 and 2017, respectively)			₱4,704,146	₱5,134,048

In 2018 and 2017, principal repayments made relative to Company's loans amounted to ₱147.42 million and ₱103.71 million, respectively.



PHINMA Energy's long-term loans also contain prepayment provisions as follows:

Description	Prepayment provision
₱1.50 billion loan with CBC	Early redemption is at the option of the issuer exercisable anytime at par plus break-funding cost. Break-funding cost on principal repayment shall be based on the difference between the contracted interest rate and the comparable benchmark rate. The negative difference shall be multiplied by the prepaid amount and the remaining tenor to come up with break-funding cost, which in no case is less than zero.
₱1.00 billion loan with SBC	Early redemption is at the option of the issuer exercisable on an interest payment date every anniversary starting from the 7 th year from Issue date. Prepayment amount is at par. Transaction cost is minimal.
₱0.50 billion loan with BDO	Early redemption is at the option of the issuer exercisable on an interest payment date every anniversary starting from the 7 th year from Issue date. Prepayment amount is at par. Transaction cost is minimal.
₱1.18 billion loan with SBC	Early redemption is at the option of the issuer exercisable on an interest payment date at par plus break-funding cost. Transaction cost is minimal.
₱1.18 billion loan with DBP	Early redemption is at the option of the issuer exercisable on the interest repricing date (8 th anniversary of the drawdown date). Prepayment amount is at par. If redemption is exercised on a date that is not the interest repricing date, prepayment amount is at par plus break-funding cost. Transaction cost is minimal.
₱0.93 billion loan with SBC	Early redemption is at the option of the issuer exercisable on an interest payment date at par plus break-funding cost. Break-funding cost on principal repayment shall be based on the difference between the contracted interest rate and the comparable benchmark rate. The negative difference shall be multiplied by the prepaid amount and the remaining tenor to come up with break-funding cost, which in no case is less than zero.

The prepayment option on all loans except for the ₱1.00 billion loan with SBC were assessed as closely related and, thus, not required to be bifurcated. For the ₱1.00 billion loan with SBC, the prepayment option was assessed as not closely related but was not bifurcated because the prepayment option has nil or very minimal value since it is deeply out of the money.

In 2018, the Company prepaid ₱1,210.00 million of its long-term debt in accordance with the terms of the Agreements with SBC and DBP.



Covenants

Under the loan agreements, PHINMA Energy has certain restrictions and requirements principally with respect to maintenance of required financial ratios and material change in ownership or control.

<u>Description</u>	<u>Covenants</u>
₱1.50 billion loan with CBC	(a) Minimum DSCR of 1.0 times after Grace Period up to Loan Maturity (b) Maximum Debt to Equity ratio of 1.5 times
₱1.00 billion loan with SBC	(a) Minimum DSCR of 1.0 times after Grace Period up to Loan Maturity (b) Maximum Debt to Equity ratio of 2.0 times (c) Minimum Current ratio of 1.0 times
₱0.50 billion loan with BDO	(a) Minimum DSCR of 1.0 times after Grace Period up to Loan Maturity (b) Maximum Debt to Equity ratio of 1.5 times
₱1.18 billion loan with SBC	(a) Minimum DSCR of 1.0 times (b) Maximum Consolidated Debt to Equity ratio of 1.5 times (c) Minimum Current ratio of 1.0 times
₱1.18 billion loan with DBP	(a) Minimum DSCR of 1.0 times (b) Maximum Consolidated Debt to Equity ratio of 1.5 times (c) Minimum Current ratio of 1.0 times
₱0.93 billion loan with SBC	(a) Minimum DSCR of 1.0 times (b) Maximum Consolidated Debt to Equity ratio of 1.5 times (c) Minimum Current ratio of 1.0 times

In addition, there is also a restriction on the payment or distribution of dividends to its stockholders other than dividends payable solely in shares of its capital stock if payment of any sum due the lender is in arrears or such declaration, payment or distribution shall result in a violation of the financial ratios prescribed.

As at December 31, 2018 and 2017, PHINMA Energy is in compliance with the terms as required in the loan covenants.

Total interest expense recognized on PHINMA Energy's and PHINMA Renewable's loans amounted to ₱396.90 million, ₱432.59 million and ₱434.45 million in 2018, 2017 and 2016, respectively (see Note 28).

Short-term loan

As at December 31, 2018, the Parent Company has outstanding short-term loan amounting to ₱400.00 million which was obtained thru a promissory note to BDO, Unibank Inc. on August 14, 2018 with a maturity date of February 8, 2019. This was subsequently extended on February 8, 2019 for six (6) months.

<u>Year</u>	<u>Amount</u>
Loan amount	₱400 million
Net proceeds	₱400 million

Interest on principal amount is 5.25% per annum fixed for 31 days to be repriced every 30 to 180 days as agreed by the parties. In 2018, the Parent Company recognized interest expense amounting to ₱8.12 million (see Note 28).



21. Other Noncurrent Liabilities

	2018	2017
Trade payable (see Note 18)	₱1,123,511	₱1,123,511
Deposit payables	174,370	218,421
Deferred revenue - noncurrent portion (see Note 19)	-	387,146
Finance lease obligation - noncurrent portion (see Note 34)	72,299	63,839
Accrued expenses	12,897	12,594
	₱1,383,077	₱1,805,511

Deposit payables consist of security deposits from RES Customers refundable at the end of the contract.

Accrued expenses pertain to accrual of asset retirement obligation.

22. Equity

Capital Stock

Following are the details of the Parent Company's capital stock:

	Number of Shares	
	2018	2017
Authorized capital stock - ₱1 par value	8,400,000,000	8,400,000,000
Issued shares:		
Balance at beginning of year	4,889,774,922	4,885,897,908
Issuance during the year -		
Exercise of stock options and grants (see Note 23)	-	3,877,014
Balance at end of year	4,889,774,922	4,889,774,922

The issued and outstanding shares as at December 31, 2018 and 2017 are held by 3,191 and 3,196 equity holders, respectively.

On November 16, 2009, in a special stockholders' meeting, the Parent Company's stockholders approved the increase in the Parent Company's authorized capital stock from ₱2.0 billion divided into 2 billion shares, to ₱4.2 billion divided into 4.2 billion shares which shall be funded through stock rights offering (SRO). On March 30, 2011, the SEC approved the SRO of 1.165 billion shares of the Parent Company at the rate of seven (7) shares for every ten (10) shares held as at record date of May 18, 2011, at a price of ₱1 per share. The offer period commenced on May 30, 2011 and ended on June 3, 2011. Total proceeds raised from the SRO, net of direct costs incurred, amounted to ₱1.15 billion. The proceeds were used to partially finance the Company's equity investment in SLTEC and MGI.

On March 20, 2012, the Parent Company's stockholders approved the increase in the authorized capital stock from ₱4.2 billion divided into 4.2 billion shares with par value of ₱1 per share to ₱8.4 billion divided into 8.4 billion shares with a par value of ₱1 per share which shall be funded through SRO. On September 26, 2012, the Parent Company filed with the SEC Form 10.1 Notice of / Application for Confirmation of Exempt Transaction covering the common shares to be issued relative to the Company's Rights Offer, pursuant to Sections 10.1 (e) and 10.1 (i) of the



Securities Regulations Code (SRC) under which the exemption is based. On October 3, 2012, the SEC approved the SRO of 1.42 billion shares of the Parent Company at the rate of one (1) share for every two (2) shares held as at record date of November 7, 2012 at a price of ₱1 per share. The offer period commenced on November 14, 2012 and ended on November 20, 2012. The Parent Company also offered an additional 212.25 million shares to meet additional demand from eligible stockholders (“Overallotment Option”). Total proceeds raised from the SRO, net of direct costs incurred, amounted to ₱1.61 billion. The proceeds were used to finance its equity investments in PHINMA Renewable’s 54 MW wind energy project in San Lorenzo, Guimaras and SLTEC’s second (2nd) 135 MW clean coal-fired power plant in Calaca, Batangas, among other power project opportunities.

The following table presents the track record of registration of capital stock:

Date of SEC Approval	No. of Shares Registered	No. of Shares Issued	Par Value	Issue/ Offer Price
08-Feb-69	2,000,000,000	1,000,000,000	₱0.01	₱0.01
22-Jul-75	2,000,000,000	937,760,548	0.01	0.01
16-Jul-79	6,000,000,000	6,058,354,933	0.01	0.01
12-Feb-88	10,000,000,000	7,643,377,695	0.01	0.02
08-Jun-93	10,000,000,000	8,216,141,069	0.01	0.01
15-Jul-94	70,000,000,000	50,170,865,849	0.01	0.01
24-Aug-05	1,000,000,000	264,454,741	1.00	1.00
06-Jun-11	2,200,000,000	1,165,237,923	1.00	1.00
12-Nov-12	4,200,000,000	2,027,395,343	1.00	1.00

Retained Earnings

The Company’s retained earnings balance amounted to ₱3.30 billion and ₱4.02 billion, respectively, as at December 31, 2018 and 2017. Retained earnings not available for declaration, computed based on the guidelines provided in SRC Rule 68, As Amended (2011), to the extent of (a) undistributed earnings of subsidiaries, associates and joint venture included in the Company’s retained earnings amounted to ₱1,285.25 million and ₱1,363.91 million as at December 31, 2018 and 2017, respectively; and (b) cost of treasury shares amounted to ₱27.71 million and ₱28.79 million as at December 31, 2018 and 2017, respectively.

Treasury Shares

As a result of PHINMA Power becoming a wholly owned subsidiary of PHINMA Energy effective January 1, 2013, the Parent Company’s shares of stock held by PHINMA Power amounting to ₱28.79 million were considered as treasury shares. On December 21, 2018, PHINMA Power sold 1,152,000 shares of the Parent Company.

Other Equity Reserves

This account consists of:

	2018	2017
Other equity reserves from a joint venture ^a	₱17,231	₱17,231
Effect of distribution of property dividends - PHINMA Petroleum shares ^b	1,107	1,107
	₱18,338	₱18,338

- a. This relates to the accumulated share in expenses directly attributable to issuance of stocks of SLTEC, one of the Parent Company’s joint ventures (see Note 13).



- b. This represents the impact of the property dividend distribution in the form of PHINMA Petroleum's shares to the equity attributable to equity holders of the Parent Company when the Parent Company's ownership interest decreased but did not result in loss of control. The Parent Company's effective ownership in PHINMA Petroleum decreased from 100% to 50.74% in 2014.

Dividends Declared

Cash dividends declared in 2018, 2017, 2016 and after December 31, 2018 are as follows:

Date of Declaration	Dividend			Record Date
	Type	Rate	Amount *	
February 23, 2016	Cash	0.04 per share	₱194,606	March 9, 2016
December 16, 2016	Cash	0.04 per share	195,436	January 4, 2017
March 3, 2017	Cash	0.04 per share	195,436	March 17, 2017
February 28, 2018	Cash	0.04 per share	195,591	March 14, 2018

**Includes dividends on shares held by PHINMA Power amounting to ₱993.00 million each declaration.*

23. Employee Stock Options and Executive Stock Grants

On April 2, 2007, the Parent Company's BOD and stockholders approved a total of 100 million shares to be taken from the then unsubscribed portion of the Parent Company's 2.00 billion authorized shares to be awarded as follows: (a) stock grants for officers and managers of the Parent Company; and (b) stock options for directors, officers and employees of PHINMA Energy and its subsidiaries and affiliates under the terms and conditions as determined by the Executive Committee of the BOD.

The exercise of such grants and options are subject to the following terms and conditions:

Stock Options

Following are the specific terms of the Company's Stock Option Plan:

Coverage	Directors, permanent officers and employees of PHINMA Energy and its subsidiaries and affiliates
Exercise price	At weighted average closing price for twenty (20) trading days prior to grant date but should not be lower than par value of ₱1.00 per share
Vesting period	<ul style="list-style-type: none"> • Up to 33% of the allocated shares on the 1st year from the date of grant; • Up to 66% of the allocated shares on the 2nd year from the date of grant; and • Up to 100% of the allocated shares on the 3rd year from the date of grant.
Right to exercise option	Continuous employment required. In the event of resignation, termination or retirement, the optionee shall be entitled only to the options due him/her up to the effectivity of separation. Full payment is required prior to separation date. In the event of death of optionee, his/her heirs, executors, or administrators shall have the right to exercise the balance of options granted and pay in cash.

On May 7, 2008, the Company's Stock Option Committee suspended the implementation of the Stock Option Plan. The Committee also decided to implement the Company's Stock Grant for its executives which resulted in the grant of 3.88 million shares for 2016 and 1.80 million shares for 2015.



On July 22, 2013, the grant date, the Company lifted the suspension of the Stock Option Plan and awarded additional options under the same plan. The fair value of options granted in 2013 amounted to ₱23.03 million.

No stock options are outstanding and exercisable as at December 31, 2018 and 2017. In 2016, 20.75 million stock options were exercised while 8.43 million shares were forfeited.

No equity-based compensation expense were recognized by the Company in 2018, 2017 and 2016.

Stock Grants

The executive stock grants are given to officers and managers of the Parent Company computed at a predetermined percentage of their variable compensation pay based on certain performance criteria.

On August 1, 2017, the Parent Company settled the variable compensation of its executives through the issuance of 3.88 million shares at ₱1.66 per share.

24. Cost of Sale of Electricity

	2018	2017	2016
Costs of power purchased	₱13,327,756	₱15,158,639	₱12,212,120
Fuel (see Note 9)	766,480	763,872	728,467
Depreciation and amortization (see Notes 12, 16, 17 and 27)	379,901	370,332	386,716
Repairs and maintenance	185,872	192,145	200,729
Salaries (see Note 26)	96,682	90,380	104,911
Rent	79,461	75,774	73,276
Taxes and licenses	72,633	76,028	74,087
Insurance	71,749	68,631	94,364
Transmission costs	66,855	76,541	169,293
Pension and other employee benefits (see Notes 26 and 30)	25,498	25,983	23,541
Stations used	13,901	4,690	11,317
Filing fees	2,627	337	1,098
Others	20,076	25,887	25,955
	₱15,109,491	₱16,929,239	₱14,105,874

25. General and Administrative Expenses

	2018	2017	2016
Salaries and directors' fees (see Notes 23, 26 and 30)	₱149,127	₱138,818	₱259,460
Taxes and licenses	139,233	132,493	159,939
Management and professional fees (see Note 31)	103,240	187,814	228,706
Provision for probable losses on deferred exploration costs (see Note 17)	48,263	4,892	22,713
Plug and abandonment	38,776	4,384	-
Depreciation and amortization (see Notes 12, 16, and 27)	25,934	29,052	26,375
Pension and other employee benefits (see Notes 26 and 30)	22,618	22,838	22,825
Building maintenance and repairs	20,314	18,681	17,915

(Forward)



	2018	2017	2016
Provision for credit losses (see Note 8)	₱14,548	₱4,542	₱53,195
Transportation and travel	13,786	12,808	9,138
Bank charges	11,874	9,493	7,404
Insurance, dues and subscriptions	10,759	21,197	8,898
Contractor's fee	6,674	15,158	11,076
Communication	4,365	5,374	4,779
Office supplies	4,322	5,278	3,780
Meeting and conferences	2,979	4,476	4,673
Rent	2,891	2,963	2,243
Provision for inventory obsolescence and PPE impairment (see Notes 9 and 12)	2,225	–	–
Advertisements	1,721	2,334	3,262
Corporate social responsibilities	640	5,539	5,545
Provisions for claims and professional fees	600	16,720	–
Donation and contribution	592	870	19,993
Entertainment, amusement and recreation	180	41	87
Write-off of deferred exploration costs (see Note 17)	–	–	1,192
Others	28,856	18,785	26,437
	₱654,517	₱664,550	₱899,635

26. Personnel Expenses

	2018	2017	2016
Salaries and directors' fees included under:			
Cost of sale of electricity (see Note 24)	₱96,682	₱90,380	₱104,911
General and administrative expenses (see Note 25)	149,127	138,818	259,460
Pension and other employee benefits included under:			
Cost of sale of electricity (see Notes 24 and 30)	25,498	25,983	23,541
General and administrative expenses (see Notes 25 and 30)	22,618	22,838	22,825
	₱293,925	₱278,019	₱410,737

27. Depreciation and Amortization

	2018	2017	2016
Property, plant and equipment (see Notes 12 and 13)	₱384,371	₱380,117	₱394,940
Investment property (see Note 16)	5,274	3,077	1,961
Leasehold rights (see Note 17)	16,190	16,190	16,190
	₱405,835	₱399,384	₱413,091
Cost of sale of electricity (see Note 24)	₱379,901	₱370,332	₱386,716
General and administrative expenses (see Note 25)	25,934	29,052	26,375
	₱405,835	₱399,384	₱413,091



28. Other Income (Charges)

	2018	2017	2016
Interest and other financial income (see Notes 5, 6, 7, 8 and 18)	₱96,851	₱87,185	₱46,077
Foreign exchange loss - net	29,329	(8,373)	(7,208)
Gain (loss) on derivatives - net (see Note 36)	(15,056)	9,399	8,741
Gain (loss) on sale of:			
Investments (see Note 13)	5,834	–	444,207
Property and equipment	261	–	27,863
AFS investments	–	(17)	7
Provisions for unrecoverable input tax	(43,712)	–	(2,568)
Others	46,745	17,423	35,760
	₱120,252	₱105,617	₱552,879

Others pertains to reimbursement of feasibility cost, reversal of outstanding payables, sale of scrap materials, refund of excess business taxes paid, oil hauling and disposal and reimbursement from a third party.

Financial Income

The details of interest and other financial income are as follows:

	2018	2017	2016
Interest income on:			
Cash in banks (see Note 5)	₱895	₱252	₱83
Short-term deposits (see Note 5)	33,146	32,865	13,220
Receivables and others*	37,983	17,093	12,670
Net gains on investments held for trading (see Note 6)	–	36,975	20,104
Net gains on financial asset at FVTPL (see Note 7)	24,827	–	–
	₱96,851	₱87,185	₱46,077

*Includes amortization of security deposit amounting to ₱0.32 million and ₱0.58 million in 2018 and 2017, respectively.

Interest and Other Finance Charges

The details of interest and other finance charges are as follows:

	2018	2017	2016
Interest expense on:			
Long-term loans* (see Note 20)	₱396,901	₱432,594	₱434,452
Finance lease obligations (see Note 34)	16,635	14,656	13,260
Amortization of debt issue cost (see Note 20)	11,530	39,139	17,016
Short-term loans (see Note 20)	8,115	–	–
Asset retirement obligation	372	372	372
Contract termination (see Note 34)	–	15,032	–
Others	35	10,732	3,178
Other finance charges	61	1,041	207
	₱433,649	₱513,566	₱468,485

* Net of accretion of interest expense of ₱1.76 million, ₱1.71 million and ₱1.67 million for the years ended December 31, 2018, 2017 and 2016, respectively, as an effect of amortization of embedded derivatives (see Note 20).



29. Income Taxes

a. Current income tax pertains to the following:

	2018	2017	2016
RCIT	P 20,496	P63,514	P114,272
MCIT	203	9,208	351
	P20,699	P72,722	P114,623

b. The components of the Company's net deferred income tax assets (liabilities) as at December 31 are as follows:

	2018	2017
Deferred income tax assets:		
Deferred revenue	P 116,186	P236,878
NOLCO	81,306	138,122
Allowance for credit losses	36,008	29,286
Pension and other employee benefits	15,292	15,690
Accrued expense	8,211	7,818
Allowance for probable losses	3,298	3,298
Unamortized discount on long-term receivable	3,228	4,705
Unamortized past service cost	2,528	2,209
Asset retirement obligation - liability	2,095	2,279
Unrealized loss on FVOCI	2,207	-
Derivative liabilities on long-term loans	1,274	1,803
PAS 17 lease levelization	1,051	-
Allowance for impairment on property and equipment	280	-
Allowance for inventory obsolescence	194	-
Unrealized foreign exchange loss	48	2,121
Others	202	707
	273,408	444,916
Deferred income tax liabilities:		
Unamortized debt issue costs	(6,235)	(5,598)
Unrealized gains on FVOCI	(4,351)	(4,982)
Unrealized fair value gains on FVPL	(958)	(657)
Unrealized foreign exchange gain	(517)	-
Derivative asset on forward contracts	(1)	(2,955)
Others	-	(444)
	(12,062)	(14,636)
Total deferred income tax assets - net	P261,346	P430,280
Deferred income tax assets:		
Excess of cost over fair value of power plant	P 2,421	P2,421
Pension and other employee benefits	289	-
Allowance for credit losses	181	-
Unamortized past service cost	27	-
	2,918	2,421

(Forward)



	2018	2017
Deferred income tax liabilities:		
Excess of fair value over cost of power plant	(₱87,827)	(₱98,753)
Leasehold rights	(7,488)	(12,345)
Unamortized capitalized borrowing costs	(1,946)	(2,068)
Unrealized fair value gains on FVPL	(834)	(640)
Unrealized foreign exchange gain	(3)	(2)
	(98,098)	(113,808)
Total deferred income tax liabilities - net	(₱95,180)	(₱111,387)

The Company's deductible temporary differences and unused NOLCO for which no deferred income tax assets were recognized in the consolidated statements of financial position are as follows:

	2018	2017
NOLCO	₱1,680,346	₱63,947
Allowance for impairment loss on property and equipment	106,885	106,885
Allowance for probable losses	64,874	19,708
Allowance for doubtful accounts	20,000	20,000
Excess MCIT	9,559	9,579

Deferred income tax assets have not been recognized on these temporary differences as management believes it is not probable that sufficient future taxable income will be available against which the related deferred income tax assets can be used.

As at December 31, 2018, NOLCO totaling ₱1,951.37 million can be claimed as deduction from regular taxable income and MCIT amounting to ₱9.56 million can be credited against future RCIT. The movement in NOLCO and MCIT is shown in the tables below:

NOLCO						
Year	Beginning	Additions	Application	Expiration	Ending	Expiry Date
Incurring						
2016	₱129,030	₱42,193	(₱17,644)	(₱51,259)	₱102,320	2019
2017	102,230	470,200	-	(48,077)	524,353	2020
2018	524,353	1,443,190	-	(16,177)	1,951,366	2021

MCIT						
Year	Beginning	Additions	Application	Expiration	Ending	Expiry Date
Incurring						
2016	₱20	₱351	₱-	₱-	₱371	2019
2017	371	9,208	-	-	9,579	2020
2018	9,579	-	(20)	-	9,559	2021



The reconciliation between the effective income tax rates and the statutory income tax rates follows:

	2018	2017	2016
Applicable statutory income tax rates	30.00%	30.00%	30.00%
Increase (decrease) in tax rate resulting from:			
Dividend income exempt from tax	0.65	(5.85)	(0.15)
Financial income subject to final tax	3.80	(32.72)	(9.63)
Equity in net income of associates and joint ventures	37.89	(707.05)	(18.42)
Net loss (income) under tax holiday	3.89	(37.69)	0.67
Nondeductible expenses	(1.83)	21.00	2.09
Movement in temporary differences, NOLCO and MCIT for which no deferred income tax assets were recognized and others	(115.11)	34.05	(0.37)
Effective income tax rates	(40.71%)	(698.26%)	4.19%

- c. R.A. No. 10963 or the Tax Reform for Acceleration and Inclusion Act (TRAIN) was signed into law on December 19, 2017 and took effect January 1, 2018, making the new tax law enacted as of the reporting date.

The TRAIN changes the existing tax law and includes several provisions that generally affected businesses on a prospective basis. In particular, management assessed that amendment of Section 148 - Excise tax on manufactured oil and other fuels - which increases the excise tax rates of lubricating oil, diesel fuel oil and bunker fuel oil, among others that are used for the power plants, may have material impact to the operations of the Company. Management has considered the impact of TRAIN in managing the operation hours of its power plants.

30. Pension and Other Employee Benefits

The Company has a funded, noncontributory defined benefit retirement plan covering all of its regular and full time employees.

Pension and employee benefits consist of:

	2018	2017
Pension liability	₱23,781	₱28,394
Vacation and sick leave accrual	30,370	26,174
	54,151	54,568
Less current portion of vacation and sick leave accrual*	13,905	18,458
	₱40,246	₱36,110

*Included in "Accrued expenses" under "Accounts payable and other current liabilities".

Pension and other employee benefits included under "Cost of sale of electricity" and "General and administrative expenses" accounts in the consolidated statements of income, consist of the following:

	2018	2017	2016
Pension expense	₱14,571	₱18,401	₱15,944
Vacation and sick leave accrual	(1,414)	1,343	3,492
	₱13,157	₱19,744	₱19,436



Net Defined Benefit Liability

The fund is managed by a trustee under the PHINMA Jumbo Retirement Plan.

Changes in net defined benefit liability of funded plan in 2018 are as follows:

	Present Value of Defined Benefit Obligation	Fair Value of Plan Assets	Net Defined Benefit Liability
At January 1, 2018	₱154,912	₱126,518	₱28,394
Pension expense in consolidated statements of income:			
Current service cost	14,240	-	14,240
Net interest	7,573	6,137	1,436
Net acquired/(transferred) obligation	426	-	426
	22,239	6,137	16,102
Remeasurements in OCI:			
Return on plan assets (excluding amount included in net interest)	-	6,115	(6,115)
Experience adjustments	14,819	-	14,819
Changes in demographic assumption	(2,796)	-	(2,796)
Actuarial changes arising from changes in financial assumptions	(11,145)	-	(11,145)
	878	6,115	(5,237)
Benefits paid	(11,750)	(11,750)	-
Contributions	-	15,478	(15,478)
At December 31, 2018	₱166,279	₱142,498	₱23,781

Changes in net defined benefit liability of funded plan in 2017 are as follows:

	Present Value of Defined Benefit Obligation	Fair Value of Plan Assets	Net Defined Benefit Liability
At January 1, 2017	₱156,854	₱123,043	₱33,811
Pension expense in consolidated statements of income:			
Current service cost	16,818	-	16,818
Net interest	6,532	4,949	1,583
	23,350	4,949	18,401
Remeasurements in OCI:			
Return on plan assets (excluding amount included in net interest)	-	(7,786)	7,786
Experience adjustments	(13,454)	-	(13,454)
Changes in demographic assumption	99	-	99
Actuarial changes arising from changes in financial assumptions	(2,191)	-	(2,191)
	(15,546)	(7,786)	(7,760)
Benefits paid	(9,746)	(9,746)	-
Contributions	-	16,058	(16,058)
At December 31, 2017	₱154,912	₱126,518	₱28,394



Changes in net defined benefit liability of funded plan in 2016 are as follows:

	Present value of defined benefit obligation	Fair value of plan assets	Net defined benefit liability
At January 1, 2016	₱130,611	₱109,647	₱20,964
Pension expense in consolidated statements of income:			
Current service cost	15,019	–	15,019
Net interest	6,255	5,330	925
	21,274	5,330	15,944
Remeasurements in OCI:			
Return on plan assets (excluding amount included in net interest)	–	(1,880)	1,880
Experience adjustments	11,850	–	11,850
Changes in demographic assumption	(184)	–	(184)
Actuarial changes arising from changes in financial assumptions	(5,285)	–	(5,285)
	6,381	(1,880)	8,261
Benefits paid	(1,412)	(1,412)	–
Contributions	–	11,358	(11,358)
At December 31, 2016	₱156,854	₱123,043	₱33,811

The maximum economic benefit available is a combination of expected refunds from the plan and reductions in future contributions.

The fair value of plan assets by each class as at December 31 follows:

	2018	2017	2016
Investments in:			
Equity instruments	₱89,409	₱79,382	₱80,655
Government securities	48,607	43,156	39,457
UITFs	4,461	3,961	3,905
Cash and cash equivalents	226	201	125
Liabilities	(205)	(182)	(1,099)
	₱142,498	₱126,518	₱123,043

Investments in government securities, mutual funds and UITFs can be readily sold or redeemed. Marketable equity securities, which can be transacted through the PSE, account for less than 10% of plan assets; all other equity securities are transacted over the counter.

The plan assets include shares of stock of the Parent Company with fair value of ₱1.15 million and ₱0.04 million as at December 31, 2018 and 2017 respectively. The shares were acquired at a cost of ₱0.03 million. There are no restrictions or limitations on the shares and there was no material gain or loss on the shares for the years ended December 31, 2018 and 2017. The voting rights over the shares are exercised through the trustee by the retirement committee, the members of which are directors or officers of the Parent Company.

The plan assets have diverse investments and do not have any concentration risk.

The cost of defined benefit pension plans and other post-employment benefits as well as the present value of the pension obligation are determined using actuarial valuations. The actuarial valuation involves making various assumptions.



The principal assumptions used in determining pension and post-employment benefit obligations for the defined benefit plans are shown below:

	2018	2017
Discount rate	7.34%	4.68%
Salary increase rate	5.00%	5.00%

There were no changes from the previous period in the methods and assumptions used in preparing sensitivity analysis.

The sensitivity analysis below has been determined based on reasonably possible changes of each significant assumption on the defined benefit obligation as at the end of the reporting period, assuming all other assumptions were held constant:

		2018	2017
		Increase (Decrease) in Pension Liability	Increase (Decrease) in Pension Liability
Discount rate	(Actual + 1.00%)	(P6,040)	(P7,638)
	(Actual – 1.00%)	6,911	8,974
Salary increase rate	(Actual + 1.00%)	7,889	9,873
	(Actual – 1.00%)	(7,035)	(8,597)

Management performs an Asset-Liability Matching Study (ALM) annually. The overall investment policy and strategy of the Company's defined benefit plans is guided by the objective of achieving an investment return which, together with contributions, ensures that there will be sufficient assets to pay pension benefits as they fall due while also mitigating the various risk of the plans. The Company's current strategic investment strategy consists of 64% of equity instruments, 27% fixed income instruments and 9% cash and cash equivalents.

The Company expects to contribute P18.50 million to the defined benefit pension plan in 2019.

The following table sets forth the expected future settlements by Plan of maturing defined benefit obligation as at December 31, 2018:

	2018	2017
Less than one year	P82,379	P70,008
More than one year to five years	57,159	46,003
More than five years to 10 years	73,705	78,908
More than 10 years to 15 years	40,976	37,875
More than 15 years to 20 years	83,435	77,337
More than 20 years	296,129	429,520

The average duration of the expected benefit payments at the end of the reporting period ranges from 7.73 to 21.78 years.



Vacation and Sick Leave

The following tables summarize the components of vacation and sick leave expense (income) recognized in the consolidated statements of income and the amounts recognized in the consolidated statements of financial position.

	2018	2017	2016
Current service costs	₱2,041	₱2,772	₱4,817
Interest costs	1,937	1,290	1,037
Actuarial gain	1,510	(2,719)	(2,362)
	5,488	₱1,343	₱3,492

Changes in present value of the vacation and sick leave obligation are as follows:

	2018	2017
Balance at the beginning of year	₱26,174	₱25,174
Current service cost	2,041	2,772
Net interest	1,937	1,290
Actuarial loss	1,510	(2,719)
Benefits paid	(1,292)	(343)
Balance at the end of year	₱30,370	₱26,174

31. Related Party Transactions

Parties are considered to be related if one party has the ability, directly or indirectly, to control the other party or exercise significant influence over the other party in making financial and operating decisions. Parties are also considered to be related if they are subject to common control or common significant influence which include affiliates. Related parties may be individual or corporate entities.

Outstanding balances at year-end are unsecured and are to be settled in cash throughout the financial year. There have been no guarantees provided or received for any related party receivables or payables. Provision for credit losses recognized for receivables from related parties amounted to ₱10.26 million, nil and nil for 2018, 2017 and 2016, respectively. The assessment of collectability of receivables from related parties is undertaken each financial year through examining the financial position of the related party and the market in which the related party operates.

In the ordinary course of business, the Company transacts with associates, affiliates, jointly controlled entities and other related parties on advances, loans, reimbursement of expenses, office space rentals, management service agreements and electricity supply. The transactions and balances of accounts as at and for the years ended December 31 with related parties are as follows:

Company	As at and for the Year Ended December 31, 2018					
	Amount/ Volume	Nature	Outstanding Balance		Terms	Conditions
			Receivable	Payable		
<i>Ultimate Parent</i>						
<i>PHINMA, Inc.</i>						
Rental and other income	₱103	Rent and share in expenses	₱-	₱-	30-60 day, non-interest bearing	Unsecured
Due to related parties/ General and administrative expenses	27,968	Management fees and share in expenses	-	(23,521)	30-day, non-interest bearing	Unsecured
Accounts payable and other current liabilities	49,308	Cash dividend	-	-	Payable on April 05, 2018; subsequently on demand	Unsecured
Due to related parties	-	Rental deposit	-	(186)	End of lease term	Unsecured

(Forward)



As at and for the Year Ended December 31, 2018						
Company	Amount/ Volume	Nature	Outstanding Balance		Terms	Conditions
			Receivable	Payable		
<u>Joint Ventures</u>						
<u>SLTEC</u>						
Due to related parties/ Cost of sale of electricity	₱6,283,516	Purchase of electricity	₱-	(₱508,808)	30-day, non-interest bearing	Unsecured
Revenue from sale of electricity, rental, dividend and other income	517,911	Sale of electricity, rent, dividend and share in expenses	288,453	-	30-day, non-interest bearing	Unsecured, with impairment
Investments and advances (see Note 13)	-	Dividends received	-	-	30-day, non-interest bearing	Unsecured
Due to related parties	-	Rental deposit	-	(497)	End of lease term	Unsecured
<u>PHINMA Solar</u>						
Due to related parties	-	Advances	-	(90,000)	Non-interest bearing	Unsecured
<u>Associates</u>						
<u>MGI</u>						
Due to related parties/ Cost of sale of electricity	1,142,885	Trading cost	-	(144,225)	30-day, non-interest bearing	Unsecured
Investments and advances (see Note 13)	12,500	Dividend received	-	-	Non-interest bearing	Unsecured
<u>Asia Coal</u>						
Due to related parties	-	Advances	-	(254)	Non-interest bearing	Unsecured
<u>Entities Under Common Control</u>						
<u>PHINMA Property Holdings Corporation (PPHC)</u>						
Due to related parties	-	Advances	-	(171)	30-60 day, non-interest bearing	Unsecured
<u>PHINMA Corporation</u>						
Dividend and other income	5,804	Cash dividend and share in expenses	-	-	30-60 day, non-interest bearing	Unsecured
Due to related parties/ Other expenses	3,778	Share in expenses	-	(490)	30-day, non-interest bearing	Unsecured
Accounts payable and other current liabilities	51,293	Cash dividends	-	-	Payable on April 05, 2018; subsequently on demand	Unsecured
<u>Union Galvasteel Corp. (UGC)</u>						
Due from related parties/	619	Rental income and advances	123	-	30-60 day, non-interest bearing	Unsecured, no impairment
Receivables	225,000	Sale of 50% Interest in PHINMA Solar	45,000	-	Noninterest-bearing	Unsecured, no impairment
Due to related parties	-	Rental deposit	-	(158)	-	-
Dividend income	3,458	Cash dividend	-	-	30-60 day, non-interest bearing	Unsecured
General and administrative expenses	136	Roofing materials	-	-	30-60 day, non-interest bearing	Unsecured
<u>T-O Insurance, Inc.</u>						
Due to related parties/ General and administrative expenses	59,146	Insurance expense and membership fees	-	(32,857)	30-60 day, non-interest bearing	Unsecured
<u>Other Related Parties</u>						
<u>Directors</u>						
General and administrative expenses	10,145	Directors' fee and annual incentives	-	-	On demand	Unsecured
<u>Stockholders</u>						
Due to stockholders	89,718	Cash dividends	-	(16,651)	On demand	Unsecured
Due from related parties (see Note 8)	-	-	₱333,576	₱-	-	-
Due to related parties (see Note 19)	-	-	-	(801,165)	-	-
Accrued directors' and annual incentives (see Note 19)	-	-	-	-	-	-
Due to stockholders (see Note 22 and 35)	-	-	-	(16,651)	-	-



Company	2016		As at and for the Year Ended December 31, 2017				
	Amount/ Volume	Amount/ Volume	Nature	Outstanding Balances			Conditions
				Receivable	Payable	Terms	
<u>Ultimate Parent</u>							
PHINMA, Inc.							
Rental and other income	₱1,100	₱771	Rent and share in expenses	₱54	₱-	30-60 day, non-interest bearing	Unsecured, no impairment
General and administrative expenses	104,055	80,903	Management fees and share in expenses	-	(31,164)	30-day, non-interest bearing	Unsecured
Accounts payable and other current liabilities	97,855	49,308	Cash dividend	-	-	On demand	Unsecured
<u>Joint Ventures</u>							
SLTEC							
Revenue from sale of electricity, rental and other income	28,074	27,213	Sale of electricity, rent and share in expenses	20,046	-	30-day, non-interest bearing	Unsecured, no impairment
Investments and advances (see Note 13)	644,945	1,056,742	Dividends received	-	-	30-day, non-interest bearing	Unsecured
Cost of sale of electricity	6,077,461	8,230,415	Purchase of electricity	-	(1,035,505)	30-day, non-interest bearing	Unsecured
ACTA							
Investments and advances (see Note 13)	-	18,073	Additional investment	-	-	Non-interest bearing	Unsecured
<u>Associates</u>							
Asia Coal							
Accounts payable and other current liabilities	-	-	Advances	-	(254)	Non-interest bearing	Unsecured
MGI							
Cost of sale of electricity	785,167	830,802	Trading cost	-	(83,101)	30-day, non-interest bearing	Unsecured
Investments and advances (see Note 13)	-	25,000	Dividend received	-	-	Non-interest bearing	Unsecured
Investments and advances (see Note 13)	-	80,250	Additional investment	-	-	Non-interest bearing	Unsecured
<u>Entities Under Common Control</u>							
PPHC							
Accounts payable and other current liabilities	-	-	Advances	-	(171)	30-60 day, non-interest bearing	Unsecured
PHINMA Corporation							
Dividend and other income	5,387	5,387	Cash dividend and share in expenses	-	-	30-60 day, non-interest bearing	Unsecured
Other expenses	2,169	3,763	Share in expenses	-	(1,429)	30-day, non-interest bearing	Unsecured
Accounts payable and other current liabilities	102,394	51,285	Cash dividends	-	-	On demand	Unsecured
Accounts payable and other current liabilities	-	4,178	Purchase of U.S. dollars	-	-	On demand	Unsecured
UGC							
Dividend income	2,281	3,334	Cash dividend	-	-	30-60 day, non-interest bearing	Unsecured
Rental income	-	329	Rent	214	-	30-60 day, non-interest bearing	Unsecured, no impairment
Accounts payable and other current liabilities	-	-	Rental deposit	-	(159)	End of lease term	Unsecured
General and administrative expenses	92	108	Roofing materials	-	-	30-60 day, non-interest bearing	Unsecured
T-O Insurance, Inc.							
General and administrative expenses	91,400	112,000	Insurance expense and membership fees	-	(36,062)	30-60 day, non-interest bearing	Unsecured
Receivables	69	15	Refund of overpayment	-	-	30-60 day, non-interest bearing	Unsecured

(Forward)



Company	2016		As at and for the Year Ended December 31, 2017				
	Amount/ Volume	Amount/ Volume	Nature	Outstanding Balances			Conditions
				Receivable	Payable	Terms	
Emar Corporation							
Other income	₱646	₱64	Share in expenses	₱-	₱-	30-60 day, non-interest bearing	Unsecured
Accounts payable and other current liabilities	8,559	4,279	Cash dividend	-	-	On demand	Unsecured
PHINMA Education							
General and administrative expenses	2,698	2,298	Service fee	-	-	30-60 day, non-interest bearing	Unsecured
<u>Other Related Parties</u>							
Directors							
General and administrative expenses	72,846	33,546	Directors' fee and annual incentives	-	(19,757)	On demand	Unsecured
Stockholders							
Due to stockholders	179,320	89,564	Cash dividends	-	(15,300)	On demand	Unsecured
Due from related parties (see Note 8)				₱20,314	₱-		
Due to related parties (see Note 19)				(1,187,845)			
Accrued directors' and annual incentives (see Note 19)				-	(19,757)		
Due to stockholders (see Note 22 and 35)				-	(15,300)		

PHINMA, Inc.

The Parent Company and its subsidiaries PHINMA Power, CIPP, PHINMA Renewable and PHINMA Petroleum have management contracts with PHINMA, Inc. up to August 31, 2018 except for PHINMA Power whose contract was renewed in 2016 for another five (5) years prior to expiration. Under these contracts, PHINMA, Inc. has a general management authority with corresponding responsibility over all operations and personnel of the Company including planning, direction, and supervision of all the operations, sales, marketing, distribution, finance, and other business activities of the Company. Under the existing management agreement, the Parent Company, PHINMA Power, CIPP, PHINMA Renewable and PHINMA Petroleum pay PHINMA, Inc. a fixed monthly management fee plus an annual incentive based on a certain percentage of each company's net income. On February 23, 2016, PHINMA Petroleum's BOD approved the suspension of the management contract for 2016, which remained effective as at March 21, 2019.

In 2018, CIPP's and PHINMA Renewable's BOD approved the renewal of its management contact with PHINMA, Inc. effective for another three (3) years.

Other expenses billed by PHINMA, Inc. include the Company's share in common expenses. The Company has a dividend payable to PHINMA, Inc. for cash dividends declared. The Company also bills PHINMA, Inc. for rent and the latter's share in common expenses.

PHINMA Corporation

PHINMA Corporation is likewise controlled by PHINMA, Inc. through a management agreement. PHINMA Corporation bills the Company for its share in expenses. The Company also receives cash dividends from PHINMA Corporation. The Company has a dividend payable to PHINMA Corporation for cash dividends declared.

SLTEC

SLTEC leased and occupied part of the office space owned by the Parent Company. Monthly rent is based on a pre-agreed amount subject to 5% escalation rate per annum. The lease agreement is for a period of five years commencing on October 10, 2011. The contract ended on October 15, 2016 and it was not renewed as at March 21, 2019. The transactions with SLTEC also include the sale and purchase of electricity (see Note 34), reimbursements of expenses and receipt of dividends.



MGI

The Parent Company purchases the entire net electricity output of MGI (see Note 34). Other transactions with MGI include reimbursements of expenses and advances for future subscriptions. In 2018 and 2017, the Parent Company invested additional capital to MGI amounting to ₱12.50 million and ₱80.25 million, respectively (see Note 13).

PPHC/ UGC/Asian Plaza, Inc./Asia Coal/ACTA

PPHC, UGC, Asian Plaza, Inc., Asia Coal and ACTA are entities under common control. The transactions with these companies include cash dividends and/or advances.

In 2018 and 2017, the Parent Company made additional investments in ACTA's capital stock amounting to ₱4.65 million and ₱18.07 million, respectively (see Note 13).

T-O Insurance, Inc.

T-O Insurance, Inc. is likewise controlled by PHINMA, Inc. through a management agreement. The Company insures its properties through T-O Insurance, Inc. The Company's transaction with T-O insurance, Inc. includes payment of insurance and membership fees, the receipt of refund for overpayment and purchase of U.S. dollars.

Emar Corporation

The Parent Company bills Emar Corporation for its share in expenses which is collected within the year.

PHINMA Education

The Parent Company has payable to PHINMA Education for services rendered.

Directors

The Company recognizes bonus to directors computed based on net income before the effect of the application of the equity method of accounting.

Retirement Fund

The fund is managed by a trustee under the PHINMA Jumbo Retirement Plan (see Note 30).

Compensation of Key Management Personnel

Compensation of key management personnel of the Company are as follows:

	2018	2017	2016
Short-term employee benefits	₱57,702	₱74,447	₱165,214
Post-employment benefits	4,643	4,810	3,891
	₱62,345	₱79,257	₱169,105



32. Earnings (Loss) Per Share

Basic and diluted earnings (loss) per share are computed as follows:

	2018	2017	2016
	<i>(In Thousands, Except for Number of Shares and Per Share Amounts)</i>		
(a) Net income (loss) attributable to equity holders of Parent Company	(₱560,496)	₱353,764	₱1,402,228
Common shares outstanding at beginning of year (see Note 22)	4,889,774,922	4,885,897,908	4,865,146,089
Weighted average number of shares issued during the year	-	1,614,537	12,259,975
(b) Weighted average common shares outstanding	4,889,774,922	4,887,512,445	4,877,406,064
Basic/Diluted earnings (loss) per share (a/b)	(₱0.11)	₱0.07	₱0.29

In 2018 and 2017, the Parent Company does not have any potential common shares or other instruments that may entitle the holder to common shares. In 2016, the Parent Company's stock options have no dilutive effect. Consequently, diluted earnings (loss) per share is the same as basic earnings (loss) per share in 2018, 2017 and 2016.

33. Material Partly-Owned Subsidiaries

Financial information of subsidiaries that have material NCI are provided below:

Equity interest held by NCI as at December 31, 2018 and 2017 are as follows:

Name	Percentage of Ownership (%)	
	2018	2017
PHINMA Petroleum Palawan55	48.868%	48.864%
	33.891%	33.888%

PHINMA Power sold 10,000 shares of PHINMA Petroleum costing ₱0.02 million with proceeds amounting to ₱0.03 million. This resulted to an increase in the noncontrolling interest on PHINMA Petroleum and Palawan55, a subsidiary of PHINMA Petroleum, as at transaction date. The Company used the NCI percentage of ownership before the treasury share sale transaction as it is the effective percentage of ownership for the majority of the year.

Accumulated balances of NCI as at December 31 are as follows:

Subsidiary	2018	2017
PHINMA Petroleum	₱44,658	₱75,458
Palawan55	792	2,652
	₱45,450	₱78,110

Net loss allocated to NCI for the years ended December 31 are as follows:

Subsidiary	2018	2017	2016
PHINMA Petroleum	₱30,800	₱6,583	₱19,691
Palawan55	1,860	13	6
	₱32,660	₱6,596	₱19,697



Summarized statements of financial position as at December 31, 2018 and 2017 are as follows:

<i>PHINMA Petroleum</i>	2018	2017
Current assets	₱63,753	₱78,723
Noncurrent assets	29,527	77,327
Current liabilities	1,590	1,497
Noncurrent liability	281	111
Total equity	₱91,409	₱154,442
Attributable to:		
Equity holders of the Parent Company	₱46,751	₱78,984
NCI	44,658	75,458
	₱91,409	₱154,442
<i>Palawan55</i>	2018	2017
Current assets	₱5,777	₱2,151
Noncurrent assets	6,816	5,713
Current liabilities	10,249	39
Noncurrent liability	6	–
Total equity	₱2,338	₱7,825
Attributable to:		
Equity holders of the Parent Company	₱1,546	₱5,173
NCI	792	2,652
	₱2,338	₱7,825

Summarized statements of income and statements of comprehensive income for the years ended December 31, 2018, 2017 and 2016 are as follows:

<i>PHINMA Petroleum</i>	2018	2017	2016
Expenses	₱64,405	₱14,850	₱41,541
Other income - net	1,543	1,249	1,490
Provision for (benefit from) deferred income tax	170	(128)	246
Net loss	₱63,032	₱13,473	₱40,297
Total comprehensive loss attributable to:			
Equity holders of the Parent Company	₱32,232	₱6,890	₱20,607
NCI	30,800	6,583	19,690
	₱63,032	₱13,473	₱40,297
<i>Palawan55</i>	2018	2017	2016
Expenses	₱5,516	₱50	₱28
Other income	35	13	10
Provision for deferred income tax	6	–	–
Net loss	₱5,487	₱37	₱18
Total comprehensive loss attributable to:			
Equity holders of the Parent Company	₱3,627	₱24	₱12
NCI	1,860	13	6
	₱5,487	₱37	₱18



Summarized statements of cash flows for the years ended December 31, 2018, 2017 and 2016 are as follows:

<i>PHINMA Petroleum</i>	2018	2017	2016
Operating activities	(₱16,061)	(₱8,903)	(₱9,566)
Investing activities	19,025	8,454	8,904
Net increase (decrease) in cash and cash equivalents	₱2,964	(₱449)	(₱662)
<i>Palawan55</i>	2018	2017	2016
Operating activities	₱2,757	(₱39)	(₱332)
Investing activities	(1,102)	–	–
Financing activities	1,950		
Net increase (decrease) in cash and cash equivalents	₱3,605	(₱39)	(₱332)

There were no dividends paid to NCI for the years ended December 31, 2018, 2017 and 2016.

34. Significant Laws, Commitments and Contracts

Electric Power Industry Reform Act (EPIRA)

R.A. No. 9136, the EPIRA, and the covering Implementing Rules and Regulations (IRR) provide for significant changes in the power sector which include, among others, the following:

- (1) The unbundling of the generation, transmission, distribution and supply, and other disposable assets of the Company, including its contracts with independent power producers, and electricity rates;
- (2) Creation of a WESM;
- (3) Open and non-discriminatory access to transmission and distribution systems;
- (4) Public listing of generation and distribution companies; and,
- (5) Cross-ownership restrictions and concentrations of ownership.

The Company believes that it is in compliance with the applicable provisions of the EPIRA and its IRR.

Retail Competition and Open Access (RCOA)

Upon meeting all conditions set forth in the EPIRA, the ERC promulgated the Transitory Rules for the RCOA, by virtue of ERC Resolution No. 16 Series of 2012.

Through RCOA, licensed Electricity Suppliers, such as the Company, are empowered to directly contract with Contestable Customers (bulk electricity users with an average demand of 1 MW). This major development in the Power Industry enabled the Company to grow.

Secondary Price Cap

Significant events in November and December 2013 resulted in a surge of electricity prices that affected the end-consumers, which led the ERC to impose a supplemental regulatory cap under the ERC Resolution 20, Series of 2014. The said resolution established a preemptive mitigating measure in the WESM meant to limit significant increases in the WESM prices.



This regulatory cap was made permanent and requires all trading participants in the WESM to comply. PHINMA Energy and its subsidiaries that sell to WESM are subject to this cap.

Renewable Energy (RE) Act of 2008

As provided for in R.A. 9513, RE developers shall be entitled to incentives, such as, income tax holiday, duty-free importation of RE machinery, equipment and materials, zero percent VAT rate on sale of power from RE sources, and tax exemption of carbon credits, among others.

The Company ventured into wind resource development projects through its subsidiary, PHINMA Renewable. The Act significantly affected the operating results of PHINMA Renewable due to a guaranteed FIT rate and reduction in taxes.

Wind Energy Service Contracts

PHINMA Renewable was awarded 12 wind service contract areas with an aggregate capacity estimated at 400 MW. This includes the 54 MW San Lorenzo Wind Project (SLWP) which started delivering power to the grid on October 7, 2014 and declared commercial operations on December 27, 2014. PHINMA Renewable sells its generated electricity to the WESM under the FIT System.

Feed-in-Tariff (FIT)

On June 10, 2015, the SLWP was issued a Certificate of Endorsement for Feed-In Tariff Eligibility by the DOE. On December 1, 2015, PHINMA Renewable received its Certificate of Compliance from the ERC which entitles PHINMA Renewable to recognize its FIT at an approved rate of ₱7.40, with a retroactive period beginning December 27, 2014, for a guaranteed period of twenty (20) years until December 26, 2034. Outstanding receivable under the FIT System amounted to ₱129.97 million and ₱190.89 million as at December 31, 2018 and 2017, respectively (see Note 8).

Power Purchase Agreement / Contract to Purchase Generated Electricity

PHINMA Energy entered into contracts with SLTEC, MGI and third parties where the Parent Company will purchase the entire or a portion of the net electricity output of the power plants for a period ranging from three (3) to twenty (20) years at an agreed price, subject to certain adjustments.

Power Administration and Management Agreement (PAMA)

PHINMA Energy entered into PAMAs with its subsidiaries PHINMA Power, CIPP and One Subic Power. Under the terms of the PAMA, PHINMA Energy will administer and manage the entire generation output of the plants and will pay for all electricity delivered by the power plant based on a formula as set forth in the PAMA and shall be payable monthly. The PAMAs with PHINMA Power and CIPP are valid for ten (10) years and are subject to regular review, while the PAMA with One Subic Power is valid throughout the life of the related Facilities Lease Agreement with SBMA (see Note 1).

On January 12, 2018, the PAMAs of the Company with CIPP and PHINMA Power were amended, providing for certain capacity rates based on nominated capacity and billing of fuel recovery and utilization fee. The new PAMAs became effective starting March 26, 2018 and valid for ten years and are subject to regular review.

Ancillary Services Procurement Agreements (ASPA) with NGCP

PHINMA Energy and certain subsidiaries executed ASPAs with NGCP. Under the ASPA, the power plants will provide contingency and dispatchable reserves to NGCP to ensure reliability in the operation of the transmission system and the electricity supply in the Luzon Grid for five (5) years



upon the effectivity of the provisional approval or final approval issued by the ERC. ERC's provisional approval is extended every year.

Electricity Supply Agreement (ESA) / Contract for the Sale of Electricity (CSE) with GUIMELCO

On November 12, 2003, PHINMA Energy signed an ESA with GUIMELCO, under which PHINMA Energy agreed to construct, operate and maintain a 3.4 MW bunker C-fired diesel generator power station and to supply GUIMELCO with electricity based on the terms and conditions set forth in the ESA. The power plant commenced commercial operations on June 26, 2005.

Upon the expiration of the ESA, the parties entered into a CSE on March 2015. Under the contract, PHINMA Energy shall supply, for a period of 10 years from fulfillment of the conditions precedent indicated in the contract, all of GUIMELCO's electricity requirements that are not covered by GUIMELCO's base load supply. On February 1, 2018, PHINMA Energy has invoked a change in circumstances under the CSE considering that the passage of Tax Reform for Acceleration and Inclusion (TRAIN) law was not contemplated by parties during execution of CSE. In view of the requirements that have to be complied with by the parties, a Termination Agreement of the CSE is currently being finalized as at March 21, 2019.

Other ESAs / CSEs with customers

PHINMA Energy signed contracts to supply the energy requirements of various bilateral and RES contestable customers with a duration ranging from one (1) to fifteen (15) years.

Administration Agreement for the 40 MW Strips of the Unified Leyte Geothermal Power Plant (UL GPP)

On February 6, 2014, PHINMA Energy was officially declared a winning bidder of a 40 MW Strip of the UL GPP. Consequently, PSALM and PHINMA Energy, with conformity of the National Power Corporation entered into an Administration Agreement for the Selection and Appointment of the IPPAs for the Strips of Energy of the UL GPP. The agreement will expire on July 25, 2021.

On December 28, 2017, PHINMA Energy and PSALM have agreed to mutually terminate the Administration Agreement for the 40MW strip of energy of the UL GPP. PHINMA Energy also withdrew the case it filed earlier and no further claims will be pursued. As at March 21, 2019, PHINMA Energy has settled all its obligations with PSALM.

Service Contracts with the DOE

SC 14 (North Matinloc)

PHINMA Energy holds a 6.103% participating interest in SC 14 Block B-1 which hosts the North Matinloc-2 (NM-2) production well. The well is produced on cyclical mode with rest period longer than the flow phase, to enable the reservoir to build up enough pressure to push the crude to surface. In 2016, the well produced a total of 9,123 barrels of crude oil for an average 760 barrels monthly production.

SC 664 (Mabinay, Negros Oriental)

On November 10, 2016, the DOE awarded Hydropower Service Contract 2016-06-664 ("Ilog") to the Parent Company covering certain areas in Mabinay, Negros Oriental. The contract provides for a two-year Pre-Development Stage during which the Company shall evaluate the commercial feasibility of the project. Upon Declaration of Commerciality, the project shall proceed to the Development Stage which is valid for twenty-five (25) years. All costs during 2016 and 2017 with the Ilog Hydro projects were not capitalized as these were costs incurred prior to exploration and development activities.



Solar Energy Service Contract (SESC) (Bugallon, Pangasinan)

On May 22, 2017, the DOE awarded a SESC to the Parent Company, which grants the Parent Company the exclusive right to explore, develop and utilize the solar energy resource in a 648-hectare area in the Municipality of Bugallon, Province of Pangasinan. Pre-development activities, such as, yield assessment, environmental impact study and system impact study are underway and are expected to be completed within the year. The Parent Company hopes to construct a 45MW ground mount fixed-tilt grid tied solar PV plant in the service contract area. The term of the service contract is twenty-five (25) years, extendable for another 25 years. As at March 21, 2019, all costs of the Bugallon Solar project were not capitalized as these were costs incurred prior to exploration and development activities.

Solar Energy Service Contract (Lipa City and Padre Garcia, Batangas)

On July 18, 2017, the DOE awarded a SESC to the Parent Company, which grants the Parent Company the exclusive right to explore, develop and utilize the solar energy resource in a 486 hectare area in the City of Lipa and Municipality of Padre Garcia, Province of Batangas. The Parent Company hopes to construct a 45MW ground mount fixed-tilt grid connected solar plant in the service contract area. All technical studies were completed and necessary permits were secured such as the ECC as well as local government endorsement. The term of the service contract is twenty-five (25) years, extendable for another 25 years. As at March 21, 2019, all costs of the Lipa and Padre Garcia Solar project were not capitalized as these were costs incurred prior to exploration and development activities.

Operating Lease Commitments

PHINMA Energy's Lease Agreement with GUIMELCO

The Parent Company has entered into a lease agreement with GUIMELCO for a parcel of land used 7only as a site for electric generating plant and facilities. The term of the lease is 10 years with a renewal option included in the contract. The Parent Company is given the first option to buy the property if the lessor decides to sell the land. The lease is at a fixed monthly rate of ₱0.04 million for the duration of the lease term. On March 27, 2015, the lease agreement was extended for another 10 years. On January 24, 2019, the Guimaras Power Plant was sold to S. I. Power Corporation. Consequently, in view of the sale, the Parent Company intends to terminate the lease with GUIMELCO in 2019.

	2018	2017
Within one year	₱480	₱480
After one year but not more than five years	2,400	2,400
More than five years	120	600
	₱3,000	₱3,480

One Subic Power's Facilities Lease Agreement with SBMA

One Subic Power has a lease contract with SBMA for a parcel of land and electric generating plant and facilities. The lease was originally entered on July 20, 2010 and was valid for five years. The agreement was amended on October 24, 2012 to extend the term of the lease to July 19, 2020 with an option to renew for another five years. On December 21, 2017, SBMA informed One Subic Power that its BOD has approved the amendments of the FLA extending the lease term until July 19, 2030. On April 03, 2018, the third amendments was signed and approved. The future minimum lease payments under this operating lease agreement follows:

	2018	2017
Within one year	₱62,412	₱60,326
After one year but not more than five years	749,389	248,698
	₱811,801	₱309,024



One Subic Power recognized rent expense of ₱75.58 million, ₱71.23 and ₱67.99 million in 2018, 2017, and 2016, respectively, included in “Rent” account under “Cost of sale of electricity” (see Note 24).

PHINMA Renewable’s Lease Agreement with Various Land Owners

PHINMA Renewable has entered into various lease agreements with individual land owners where the present value of the minimum lease payments does not amount to at least substantially all of the fair value of the leased assets, which indicates that the risks and rewards relates to the asset are retained with the land owners. These leases are classified as operating leases and have terms of twenty (20) to twenty-five (25) years. Future minimum lease payments under these agreements are as follows:

	2018	2017
Within one year	₱374	₱356
After one year but not more than five years	1,843	2,003
More than five years	8,853	9,467
	₱11,070	₱11,826

PHINMA Renewable recognized rent expense of ₱0.71 million, ₱0.73 and ₱0.77 million in 2018, 2017, and 2016, respectively, included in “Rent” account under “Cost of sale of electricity” (see Note 24).

Details of prepaid rent related to these operating lease agreements are as follows (see Notes 10 and 18):

	2018	2017
Prepaid rent:		
Current	₱536	₱350
Noncurrent	2,532	2,513
	₱3,068	₱2,863

Easements and Right of Way Agreements

In 2014, the Company also entered to various easements and right of way agreements with land owners in Guimaras for the erection of transmission lines that will connect the 54 MW wind farm project located in San Lorenzo, Guimaras to the grid. One-off payments made by PHINMA Renewable to various land owners to cover the 25-year easement and right of way agreements were recognized as prepaid rent in the consolidated statements of financial position and amortized over the term of the lease. The amortization of the lease during the construction period was capitalized as part of the cost of the wind farm. Details of prepaid rent related to these easement agreements are as follows (see Notes 10 and 18):

	2018	2017
Prepaid rent:		
Current	₱2,010	₱2,010
Noncurrent	44,029	45,934
	₱46,039	₱47,944

PHINMA Renewable recognized rent expense of ₱2.01 million, ₱2.01 million and ₱1.99 million in 2018, 2017 and 2016, respectively, included in “Rent” account under “Cost of sale of electricity” (see Note 24).



Finance Lease

PHINMA Renewable's Lease Agreement with Various Land Owners

PHINMA Renewable has entered into various lease agreements with individual land owners where the present value of the minimum lease payments amounted to at least substantially all of the fair value of the leased assets, which indicate that the risks and rewards relates to the assets are transferred to PHINMA Renewable. These leases are classified as finance leases and have terms of twenty (20) to twenty-five (25) years.

Future minimum lease payments under these agreements are as follows:

	2018	2017
Within one year	₱16,778	₱7,635
After one year but not more than five years	58,380	58,209
More than five years	251,179	268,524
Total minimum finance lease payments	326,337	334,368
Less amount representing unamortized interest	239,235	256,201
Present value of net minimum finance lease payments	87,102	78,167
Less finance lease obligation maturing within one year	14,803	14,328
Noncurrent portion of finance lease obligation	₱72,299	₱63,839

In 2018, 2017 and 2016, the PHINMA Renewable recognized finance charges on finance leases amounting to ₱16.63 million, ₱14.66 million and ₱13.26 million, respectively, included under "Interest and other finance charges" account in the consolidated statements of income (see Note 28).

Details of prepaid rent related to these finance lease agreements are as follows (see Notes 10 and 18):

	2018	2017
Prepaid rent:		
Current	₱2,267	₱1,554
Noncurrent	1,352	1,479
	₱3,619	₱3,033

35. Financial Risk Management Objectives and Policies

Objectives and Investment Policies

The funds of the entities held directly or indirectly by PHINMA, Inc. are managed by the PHINMA Group Treasury. As such, the PHINMA Treasury Group manages the funds of the Company and invests in short-term deposits, marketable instruments, corporate promissory notes and bonds, government bonds, listed shares of stocks, and mutual and trust funds denominated in Philippine peso, U.S. dollar and Euro. It is responsible for the sound and prudent management of the Company's financial assets that finance the Company's operations and investments in enterprises.

PHINMA Group Treasury focuses on the following major risks that may affect its transactions:

- Foreign currency risk
- Credit or counterparty risk
- Liquidity risk
- Market risk
- Interest rate risk



Professional competence, prudence, clear and strong separation of office functions, due diligence and use of risk management tools are exercised at all times in the handling of the funds of the Company. An Investment Committee, which comprises some of the Company's BOD, reviews and approves policies, controls and strategies for investments and risk management.

Basic investment policies as approved by the Investment Committee are:

- Safety of principal;
- Duration of investment must be consistent with the respective company's investment horizon based on needs as approved by the Investment Committee;
- Exposure limits:
 - For banks or fund managers: maximum 20% of total fund of each company per bank or fund;
 - For Philippine peso investments: minimal corporate exposure except for registered bonds for non-affiliates;
 - Limits on third currencies outside U.S. dollar, equities and offshore investments are set regularly and reviewed at least once a year by the Investment Committee;
 - For total foreign currencies: maximum 50% of total portfolio;
 - For investments in equities whether directly managed or managed by professional fund managers: limits are set as approved by the Investment Committee and based on current market outlook at the time of review.

Risk Management Process

Foreign Currency Risk

The PHINMA Group Treasury manages holdings of cash and securities not only in Philippine peso but also in U.S. dollar and other foreign currencies. Any depreciation of the U.S. dollar and other currencies against the Philippine peso posts material foreign exchange losses that will diminish the market values of these investments.

Foreign currency risk is managed through:

- Continual monitoring of global and domestic political and economic environments that have impact on foreign exchange;
- Regular discussions with banks to get multiple perspectives on currency trends/forecasts; Trading either by spot conversions and forward transactions on a deliverable or non-deliverable basis to protect values;
- Constant updating of the foreign currency holdings gains and losses to ensure prompt decisions if the need arises;
- Returns being calibrated on a per currency basis to account for the perceived risks with higher returns expected from weaker currencies.

The Company's significant foreign currency-denominated financial assets and financial liabilities as at December 31, 2018 and 2017 are as follows:

	2018		2017	
	U.S. Dollar (US\$)	Euro (€)	U.S. Dollar (US\$)	Euro (€)
Financial Assets				
Cash and cash equivalents	\$872	€-	\$1,710	€-
Short-term investments	672	-	8,454	-
Derivative asset	-	-	197	-
Other receivables	190	-	194	-
	\$1,734	-	10,555	-



	2018		2017	
	U.S. Dollar (US\$)	Euro (€)	U.S. Dollar (US\$)	Euro (€)
Financial Liabilities				
Accounts payable and other current liabilities	(256)	(44)	(497)	(77)
Due to related parties	(480)		—	—
	(736)	(44)	(497)	(77)
Net foreign currency-denominated assets (liabilities)	\$998	(44)	\$10,058	(€77)
Peso equivalent	₱52,475	₱2,654	₱502,196	(₱4,590)

*In 2017, the Company entered into a forward currency contract with a bank (see Note 36).

In translating foreign currency-denominated financial assets and financial liabilities into Philippine Peso amounts, the exchange rate used were ₱52.58 to US\$1.00 and ₱60.31 to €1.00 as at December 31, 2018 and ₱49.93 to US\$1.00 and ₱59.61 to €1.00 as at December 31, 2017.

The following tables demonstrate the sensitivity to a reasonably possible change in the exchange rate, with all other variables held constant, of the Company's profit before tax (due to the changes in the fair value of monetary assets and liabilities) in 2018 and 2017. The possible change are based on the survey conducted by management among its banks. There is no impact on the Company's equity other than those already affecting the profit or loss. The effect on profit before tax already includes the impact of derivatives (see Note 36).

Year	Increase (Decrease) in Foreign Exchange Rate	Increase (Decrease) in	
		US\$	Euro (€)
2018	(₱0.50)	(₱499)	₱22
	(1.00)	(998)	44
	0.50	499	(22)
	1.00	998	(44)
2017	(₱0.50)	(₱693)	₱77
	(1.00)	(1,385)	38
	0.50	693	(77)
	1.00	1,385	(38)

Credit or Counterparty Risk

Credit or counterparty risk is the **risk** due to uncertainty in counterparty's ability to meet its obligations.

Credit or counterparty risk is managed through the following:

- Investments are coursed through or transacted with duly accredited domestic and foreign banks and mutual funds up to a maximum of 20% of the Company's investible funds. For UITF and mutual funds, fund placements cannot exceed 10% of the UITF's or mutual funds' total funds. Individual limits are further established for one bank or mutual fund on the basis of their valuation, financial soundness, business performance and reputation or expertise. Banks', UITF's and mutual funds' performance as well as their fund level, investment mix and duration are reviewed at least once a month or as often as required.
- Investments in nonrated securities are subject to a comprehensive credit and business review in coordination with sponsoring dealers or underwriters. For rated corporate bonds and sovereign bonds, credit ratings studies and updates from the major rating agencies are used as references (S & P, Moody's) in addition to a comprehensive credit and business review.



- For temporary investments in related parties, transactions are done on an arms-length basis taking into account the related parties' financial standing and ability to pay. Interest rates are based on a formula that considers the average of the borrowing and lending rates of the parties and maturity dates are strictly complied with.
- Discussions are done on every major investment by Treasury en banc before it is executed subject to the Chief Financial Officer (CFO) approval. Exposure limits are tracked for every transaction and a senior Treasury Officer supervises major transaction executions.
- Market and portfolio reviews are done at least once a week and as often as necessary should market conditions require. Monthly reports are given to the CFO with updates in between these reports as needed.
- A custodian bank for Philippine peso instruments and foreign currency instruments has been appointed based on its track record on such service and the bank's financial competence.
- Product manuals on new products are studied and reviewed to ensure that risks are identified and addressed prior to the endorsement of the new product for Investment Committee approval.

With respect to credit risk arising from the receivables of the Company, the Company's exposures arise from default of the counterparty, with a maximum exposure equal to the carrying amount of these instruments.

	2018					
	Neither Past Due nor Impaired			Past Due but not Impaired	Past Due Individually Impaired	Total
	Class A	Class B	Class C			
Trade and other receivables						
<i>Current:</i>						
Trade receivables	₱1,712,945	₱-	₱-	₱400,481	₱40,922	₱2,154,348
Due from related parties	-	320,642	-	2,674	10,260	333,576
Others	-	183,751	-	6,798	80,152	270,701
<i>Noncurrent</i>						
Trade receivables	-	-	-	1,123,511	13,751	1,137,262
Receivables from third Parties	-	501,266	-	-	-	501,266
	₱1,712,945	₱1,005,659	₱-	₱1,533,464	₱145,085	₱4,397,153

	2017					
	Neither Past Due nor Impaired			Past Due but not Impaired	Past Due Individually Impaired	Total
	Class A	Class B	Class C			
Trade and other receivables						
<i>Current:</i>						
Trade receivables	₱1,991,626	₱-	₱-	₱591,776	₱25,015	₱2,608,417
Due from related parties	-	20,314	-	-	-	20,314
Others	-	131,987	-	2,584	82,103	216,674
<i>Noncurrent</i>						
Trade receivables	-	-	-	1,123,511	13,751	1,137,262
Receivables from third parties	-	650,627	-	-	-	650,627
	₱1,991,626	₱802,928	₱-	₱1,717,871	₱120,869	₱4,633,294

The Company uses the following criteria to rate credit risk as to class:

Class	Description
Class A	Customers with excellent paying habits
Class B	Customers with good paying habits
Class C	Unsecured accounts



With respect to credit risk arising from the other financial assets of the Company, which comprise cash and cash equivalents, short-term investments, financial assets at FVOCI/AFS investments, financial assets at FVTPL, investments held for trading and derivative instruments, the Company's exposure to credit risk arises from default of the counterparty, with a maximum exposure equal to the carrying amount of these instruments.

The Company's assessments of the credit quality of its financial assets are as follows:

- Cash and cash equivalents, short-term investments, derivative assets and financial assets at FVTPL/investments held for trading were assessed as high grade since these are deposited in or transacted with reputable banks, which have low probability of insolvency.
- Listed and unlisted financial assets at FVOCI/AFS investments were assessed as high grade since these are investments in instruments that have a recognized foreign or local third party rating or instruments which carry guaranty or collateral.

There are no significant concentrations of credit risk within the Company.

Maximum exposure to credit risk of financial assets not subject to impairment

The gross carrying amount of financial assets not subject to impairment also represents the Company's maximum exposure to credit risk, as follows:

	2018	2017
Financial Assets at FVTPL	₱749,191	₱1,483,519
Financial Assets at FVOCI	257,995	293,127
	₱1,007,186	₱1,776,646

Maximum exposure to credit risk of financial assets subject to impairment

The gross carrying amount of financial assets subject to impairment are as follows:

	2018	2017
<i>Financial Assets at Amortized Cost (Portfolio 1)</i>		
Cash and cash equivalents	₱1,022,366	₱1,300,999
Short-term investments	35,326	478,362
Under "Receivables"		
Trade receivables	2,154,348	2,608,417
Due from related parties	333,576	20,314
Others	270,701	216,674
Under "Other Noncurrent Assets"		
Trade receivables	1,137,262	1,137,262
Receivables from third parties	501,266	650,627
	₱5,454,845	₱6,412,655



The Company's maximum exposure to credit risk are as follows:

Grade	2018				2017	
	12-month	Lifetime ECL		Total	Total	
	Stage 1	Stage 2	Stage 3	Simplified Approach		
High	₱1,057,692	₱-	₱-	₱1,712,945	₱2,770,637	₱3,770,987
Standard	-	-	-	1,005,738	1,005,738	802,928
Substandard	-	-	-	1,533,464	1,533,464	1,717,871
Default	-	-	143,135	1,950	145,085	120,869
Gross carrying amount	1,057,692	-	143,135	4,254,097	5,454,924	6,412,655
Less loss allowance	-	-	143,135	1,950	145,085	120,869
Carrying amount	₱1,057,692	₱-	₱-	₱4,252,147	₱5,309,839	₱6,291,786

Liquidity Risk

Liquidity risk is defined as the risk that the Company may not be able to settle or meet its obligations on time or at a reasonable price.

Liquidity risk is managed through:

- Restricting investments principally to publicly traded securities with a good track record of marketability and dealing only with large reputable domestic and international institutions.
- Continuous monitoring of the weekly and monthly cash flows as well as frequent updates of the annual plans of the Company.
- Investment maturities being spread on a weekly, monthly, and annual basis as indicated in the Company's plans. Average duration of investments should adhere to the investment parameters approved by the Investment Committee.
- When necessary, placements are pre-terminated or securities are liquidated; but this is largely avoided.

The tables below summarize the maturity profile of the Company's financial liabilities as at December 31 based on contractual undiscounted payments:

	2018					Total
	On Demand	Less than 3 Months	3 to 12 Months	1 to 5 Years	More than 5 Years	
Accounts payable and other current liabilities:						
Trade and nontrade accounts payable	₱-	₱569,534	₱134,106	₱7,940	₱-	₱711,580
Retention payable	-	1,096	-	-	-	1,096
Accrued expenses ^a	19,720	80,376	14,888	-	-	114,984
Accrued interest	-	19,581	59,716	-	-	79,297
Due to related parties	-	785,069	16,175	-	-	801,244
Others ^b	-	54	4,603	-	-	4,657
Due to stockholders	16,651	-	-	-	-	16,651
Short-term loans ^d	-	5,425	410,033	-	-	415,458
Finance lease obligation ^c	-	5,304	11,474	58,380	251,179	326,337
Long-term loans ^d	-	273,692	266,213	2,718,367	3,229,049	6,487,321
Other noncurrent liabilities ^e	1,123,511	-	-	187,267	-	1,310,778
	₱1,159,882	₱1,740,131	₱917,208	₱2,971,954	₱3,480,228	₱10,269,403

^a Excluding current portion of vacation and sick leave accruals amounting to ₱6.50 million (see Note 30).

^b Excluding payable to officers and employees amounting to ₱3.53 million.

^c Gross contractual payments.

^d Including contractual interest payments.

^e Excluding noncurrent portion of finance lease obligation amounting to ₱72.30 million (see Note 21).



	2017					Total
	On Demand	Less than 3 Months	3 to 12 Months	1 to 5 Years	More than 5 Years	
Accounts payable and other current liabilities:						
Trade and nontrade accounts payable	₱–	₱487,709	₱19,711	₱123,506	₱–	₱630,926
Retention payable	–	2,867	–	–	–	2,867
Accrued expenses ^a	19,720	166,764	9,397	–	–	195,881
Accrued interest	–	33,496	100,487	–	–	133,983
Accrued directors' and annual incentives	–	19,757	–	–	–	19,757
Due to related parties	–	1,169,560	18,285	–	–	1,187,845
Others ^b	–	450	4,603	–	–	5,053
Due to stockholders	15,300	–	–	–	–	15,300
Finance lease obligation ^c	–	2,810	4,825	58,209	268,524	334,368
Long-term loans ^d	–	229,726	264,453	3,028,992	5,200,731	8,723,902
Other noncurrent liabilities ^e	1,123,511	–	–	618,161	–	1,741,672
	₱1,158,531	₱2,113,139	₱421,761	₱3,828,868	₱5,469,255	₱12,991,554

^a Excluding current portion of vacation and sick leave accruals amounting to ₱18.46 million (see Note 30).

^b Excluding payable to officers and employees amounting to ₱1.95 million.

^c Gross contractual payments.

^d Including contractual interest payments.

^e Excluding noncurrent portion of finance lease obligation amounting to ₱63.84 million (see Note 21).

As at December 31, 2018 and 2017, the profile of financial assets used to manage the Company's liquidity risk is as follows:

	2018				Total
	On Demand	Less than 3 Months	3 to 12 Months	Over 12 Months	
Loans and receivables:					
Current:					
Cash and cash equivalents	₱1,022,366	₱–	₱–	₱–	₱1,022,366
Short-term investments	35,326	–	–	–	35,326
Receivables:					
Trade	441,403	1,712,945	–	–	2,154,348
Due from related parties	12,855	320,721	–	–	333,576
Others	86,952	183,749	–	–	270,701
Deposit receivables*	–	–	69,056	–	69,056
Noncurrent:					
Trade receivables	1,137,262	–	–	–	1,137,262
Receivable from third parties	–	–	–	501,266	501,266
Deposit receivables	–	–	–	102,346	102,346
Financial assets at FVTPL	749,191	–	–	–	749,191
Derivative assets	–	4	–	–	4
Financial assets at FVOCI:					
Quoted	–	–	–	137,096	137,096
Unquoted	–	–	–	120,899	120,899
	₱3,485,355	₱2,217,419	₱69,056	₱861,607	₱6,633,437



	2017				Total
	On Demand	Less than 3 Months	3 to 12 Months	Over 12 Months	
Loans and receivables:					
<i>Current:</i>					
Cash and cash equivalents	₱1,300,999	₱-	₱-	₱-	₱1,300,999
Short-term investments	478,362	-	-	-	478,362
Receivables:					
Trade	616,791	1,991,626	-	-	2,608,417
Due from related parties	-	20,314	-	-	20,314
Others	84,687	131,987	-	-	216,674
Deposit receivables*	-	-	164,747	-	164,747
<i>Noncurrent:</i>					
Trade receivables	1,137,262	-	-	-	1,137,262
Receivable from third parties	-	-	-	650,627	650,627
Deposit receivables	-	-	-	27,930	27,930
Financial assets at FVPL -					
Investments held for trading	1,483,519	-	-	-	1,483,519
Derivative assets	-	6,520	3,328	-	9,848
AFS Investments:					
Quoted	-	-	-	192,150	192,150
Unquoted	-	-	-	100,977	100,977
	₱5,101,620	₱2,150,447	₱168,075	₱971,684	₱8,391,826

*Excluding nonrefundable deposits amounting to ₱13.52 million and ₱12.24 million as at December 31, 2018 and 2017, respectively.

Market Risk

Market risk is the risk that the value of an investment will decrease due to drastic adverse market movements that consist of interest rate fluctuations affecting bid values or fluctuations in stock market valuation due to gyrations in offshore equity markets or business and economic changes. Interest rate, foreign exchange rates and risk appetite are factors of a market risk as the summation of the three defines the value of an instrument or a financial asset.

Market risk is managed through:

- Constant review of global and domestic economic and financial environments as well as regular discussions with banks' economists or strategy officers are done to get multiple perspectives on interest rate trends or forecasts.
- Updates of the portfolio's local and foreign currency bonds' gains and losses are made as often as necessary.
- "Red Lines" are established then reviewed and revised as the need arises for major movements in the financial markets and are used to determine dealing parameters. Red lines are the strategic yield curves, bond prices or spreads that the Treasury Group uses as guides whether to buy, hold or sell bonds as approved by the Investment Committee or, in cases of high volatility, by the CFO.
- In cases of high volatility, dealers constantly give updates to approving authorities regarding changes in interest rates or prices in relation to strategies.
- Regular comparison of the portfolio's marked-to-market values and yields with defined benchmarks.

Interest Rate Risk

Interest rate risk is the risk that the fair value or future cash flows of a financial instrument will fluctuate because of changes in market interest rates. As at December 31, 2018 and 2017, the Company has fixed rate financial instruments measured at fair value.



The Company's exposure to interest rate risk relates primarily to long-term debt obligations that bear floating interest rate. The Company generally mitigates risk of changes in market interest rates by constantly monitoring fluctuations of interest rates and maintaining a mix of fixed and floating interest-bearing loans. Specific interest rate risk policies are as follows:

PHINMA Renewable

PHINMA Renewable entered into a ₱4.30 billion peso-denominated Term Loan Facility that will be used to partially finance the 54MW San Lorenzo Wind Farm. The loan facility is divided into two tranches amounting to ₱2.15 billion each - DBP as the Tranche A lender and SBC as the Tranche B lender.

Both tranches have a term of fifteen (15) years with semi-annual interest payments starting on the date on which the loan is made. The interest of Tranche A bears a fixed rate for the first ten (10) years and is subject to an interest rate repricing on the last five (5) years.

On April 28, 2016, the Company prepaid a portion of its long-term debt in accordance with the terms of the Agreement as follows:

- the Company shall effect a mandatory prepayment of the loan, without premium or penalty, within three (3) business days from receipt by the Company of any transmission line proceeds;
- prepay the loan to the extent of seventy percent (70%) of the transmission line proceeds;
- the remaining thirty percent (30%) shall be transferred directly into the Company controlled distribution account for further distribution to the Project Sponsor.

PHINMA Energy

In 2014, the Parent Company also availed a total of peso-denominated ₱3.00 billion corporate notes and loan agreements from CBC, SBC and BDO to be used to fund its projects and working capital. SBC has a term of five (5) years with quarterly payments starting on the 5th quarter drawdown. Both BDO and CBC have a term of ten (10) years with quarterly payments starting on the 5th quarter drawdown having fixed interest rates to be repriced for the last three (3) years.

The following table sets out the carrying amount, by maturity of the Company's financial assets that are exposed to interest rate risk:

	Interest Rates	2018					Total
		Within 1 year	More than 1 year to 2 years	More than 2 years to 3 years	More than 3 years to 4 years	Beyond 4 years	
Long-term loans							
<u>PHINMA Renewable</u>							
DBP	6.25 - 8.36%	₱54,410	₱57,365	₱61,559	₱65,766	₱580,419	₱819,519
SBC	6.57 - 6.74%	55,348	58,904	63,112	67,333	568,572	813,269
<u>PHINMA Energy</u>							
<i>Short-term loan</i>							
BDO	5.25%	400,000	-	-	-	-	400,000
<i>Long-term loan</i>							
BDO	5.81 - 6.55%	9,386	9,363	9,340	9,320	424,060	461,469
CBC	5.68 - 7.13%	29,966	29,949	28,553	27,949	1,272,278	1,388,695
SBC	8.69%	(4,541)	927,602	-	-	-	923,061
DBP	6.00 - 6.09%	61,435	66,383	71,136	75,893	690,623	965,470
SBC	6.50 - 6.59%	61,435	66,383	71,136	75,893	690,605	965,452
Special savings account							
(SSA) – Peso	1.60 - 6.90%	830,685	-	-	-	-	830,685
Special savings account							
(SSA) – Dollar	1.50 - 3.00%	44,411	-	-	-	-	44,411
Short-term investments							
	-	30,285	-	-	-	-	30,285



		2017					
	Interest Rates	Within 1 year	More than 1 year to 2 years	More than 2 years to 3 years	More than 3 years to 4 years	Beyond 4 years	Total
<u>Long-term loans</u>							
<u>PHINMA Renewable</u>							
DBP	6.25 - 8.36%	₱40,525	₱53,133	₱57,391	₱61,595	₱647,399	₱860,043
SBC	6.57 - 6.74%	42,010	54,650	57,775	61,983	638,868	855,286
<u>PHINMA Energy</u>							
BDO	5.81 - 6.55%	9,407	9,386	9,362	442,720	-	470,875
CBC	5.68 - 7.13%	29,980	29,966	29,950	1,328,777	-	1,418,673
SBC	4.84 - 4.95%	18,950	929,706	-	-	-	948,656
DBP	6.09%	43,032	70,306	75,970	81,409	877,210	1,147,927
SBC	6.59%	43,038	70,310	75,972	81,409	877,188	1,147,917
Special savings account (SSA)	1.125-4.25%	1,179,918	-	-	-	-	1,179,918
Special Deposit Accounts (SDA)	0.45-1.13%	184	-	-	-	-	184
Short-term investments	1.81-2.125%	478,362					478,362
Treasury bills	2.50-2.55%	153,818					153,818

The other financial instruments of the Company that are not included in the preceding table are not subject to interest rate repricing and are therefore not subject to interest rate volatility.

The following tables demonstrate the sensitivity to a reasonably possible change in the interest rates, with all other variables held constant, of the Company's profit before tax for the years ended December 31, 2018 and 2017. The possible change are based on the survey conducted by management among its banks. There is no impact on the Company's equity other than those already affecting the profit or loss.

		2018	
	Increase (Decrease) in Basis Points		Effect on Profit Before Tax Increase (Decrease)
Long-term loans	25 (25)		(₱15,615) 15,615
SDA	25 (25)		(980) 980
SSA	25 (25)		1,766 (1,766)
Short-term loan	25 (25)		980 (980)
		2017	
	Increase (Decrease) in Basis Points		Effect on Profit Before Tax Increase (Decrease)
Long-term loans	50 (50)		(₱33,755) 33,755
SDA	50 (50)		1 (1)
SSA	50 (50)		4,722 (4,722)



Equity Price Risk

Equity price risk is the risk to earnings or capital arising from changes in stock exchange indices relating to its quoted equity securities. The Company's exposure to equity price risk relates primarily to its AFS investments.

The Company's policy is to maintain the risk to an acceptable level. Movement of share price is monitored regularly to determine impact on its financial position.

Based on the Company's expectation, the Company's assessment of reasonably possible change was determined to be an increase of 5.93% and 8.75% in 2018 and 2017, respectively, resulting in an increase in equity of ₱3.32 million and ₱8.20 million as at December 31, 2018 and 2017, respectively. The expectation is based on historical changes in the market composite index from 2013 to 2018.

Monitoring of Risk Management Process

Risk management is regarded as a core competency, thus review of processes and approval processes including periodic audit are practiced and observed as follows:

- Weekly Treasury meetings are scheduled where approved strategies, limits, mixes are challenged and rechallenged based on current and forecasted developments on the financial and political events.
- Monthly portfolio reports are submitted to the CFO that includes an updated summary of global and domestic events of the past month and the balance of the year.
- Quarterly presentations of the investment portfolio are made to the Investment Committee to discuss and secure approvals on strategy changes.
- Annual teambuilding sessions are organized as a venue for the review of personal goals, corporate goals and professional development.
- One on one coaching sessions are scheduled to assist, train and advise personnel.
- Periodic review of Treasury risk profile and control procedures.
- Periodic specialized audit is performed to ensure active risk oversight.

Capital Management

The primary objective of the Company's capital management is to ensure that it maintains a strong credit rating and healthy capital ratios in order to support its business and maximize shareholder value.

The Company manages its capital structure and makes adjustments to it, in light of changes in economic conditions. To maintain or adjust the capital structure, the Company may adjust the dividend payment to shareholders, return capital to shareholders, issue new shares or acquire long-term debts.

During 2014, the Parent Company availed ₱3.00 billion loan agreement from CBC, SBC and BDO and a ₱4.30 billion peso-denominated Term Loan Facility with SBC and DBP. During 2017, the Company availed ₱2.35 billion loan agreement with SBC and DBP (see Note 20). During 2018, the Company availed P0.93 billion loan agreement with SBC. In relation to these agreements, the Company closely monitors its debt covenants and maintains a capital expenditure program and dividend declaration policy that keeps the compliance of these covenants into consideration.

The following debt covenants are being complied with by the Company as part of maintaining a strong credit rating with its creditors:



PHINMA Energy

CBC and BDO

- (a) Minimum DSCR of 1.0 times after Grace Period up to Loan Maturity
- (b) Maximum Debt to Equity ratio of 1.5 times

SBC

- (a) Minimum DSCR of 1.0 times after Grace Period up to Loan Maturity
- (b) Maximum Debt to Equity ratio of 2.0 times
- (c) Minimum Current ratio of 1.0 times

PHINMA Renewable

Under the Omnibus Loan Facility Agreement, PHINMA Renewable must maintain a Historical Debt Service Coverage Ratio of at least 1.20:1.00 and a Debt to Equity ratio of not exceeding 70:30. It also requires equity contributions from its shareholders amounting to ₱328.13 million for retention and contingencies.

Additional covenants prevent PHINMA Renewable from entering into any joint ventures, partnerships, or similar business combinations or arrangements. It also prohibits PHINMA Renewable from making payments of dividends or return of capital.

36. Fair Values

The table below presents the carrying values and fair values of the Company's financial assets and financial liabilities, by category and by class, as at December 31, 2018 and 2017:

	2018			
	Carrying Value	Fair Value		
		Quoted Prices in Active Markets (Level 1)	Significant Observable Input (Level 2)	Significant Unobservable Inputs (Level 3)
Assets				
Financial assets at FVTPL	₱749,191	₱-	₱749,191	₱-
Financial assets at FVOCI	257,995	137,096	11,500	109,399
Derivative assets*	4	-	4	-
Refundable deposits**	154,010	-	-	136,129
Receivables from third parties**	517,757	-	-	518,071
	₱1,678,957	₱137,096	₱760,695	₱763,599
Liabilities				
Short-term loan	₱400,000	₱-	₱-	₱400,000
Long-term debt	6,336,933	-	6,114,507	-
Deposit payables and other liabilities****	4,603	-	-	4,202
	₱6,741,536	₱-	₱6,114,507	₱404,202



	2017			
	Carrying Value	Fair Value		
		Quoted Prices in Active Markets (Level 1)	Significant Observable Input (Level 2)	Significant Unobservable Inputs (Level 3)
Assets				
Investments held for trading	₱1,483,519	₱-	₱1,483,519	₱-
AFS investments	293,127	133,540	58,610	100,977
Derivative assets*	9,848	-	9,848	-
Refundable deposits**	192,676	-	-	170,191
Receivables from third parties**	762,675	-	-	763,138
	₱2,741,845	₱133,540	₱1,551,977	₱1,034,306
Liabilities				
Derivative liability***	₱196	₱-	₱196	₱-
Long-term debt	6,849,376	-	6,603,945	-
Deposit payables and other liabilities****	301,191	-	-	274,681
	₱7,150,763	₱-	₱6,604,141	₱274,681

* Included under "Other current assets" account.

** Included under "Other current assets" and "Other noncurrent assets" accounts.

*** Included under "Accounts payable and other current liabilities" account.

**** Included under "Accounts payable and other current liabilities" and "Other noncurrent liabilities" accounts.

The following methods and assumptions are used to estimate the fair values of each class of financial instruments:

Cash and Cash Equivalents, Short-term Investments, Receivables, Accounts Payable and Other Current Liabilities and Due to Stockholders

The carrying amounts of cash and cash equivalents, short-term investment, receivables, accounts payable and other current liabilities and due to stockholders approximate their fair values due to the relatively short-term maturities of these financial instruments.

Investments Held for Trading/ Financial Assets at FVTPL

Net asset value per unit has been used to determine the fair values of investments held for trading/ financial assets at FVTPL.

AFS Investments/ Financial Asset at FVOCI

Quoted market prices have been used to determine the fair values of quoted AFS investments/ financial assets at FVOCI. In 2017, the fair values of unquoted AFS investments are based on cost since the fair values are not readily determinable. In 2018, the fair values of financial assets at FVOCI are determined based on the discounted free cash flows of the investee.

The fair value of derivative assets of freestanding forward currency transactions is calculated by reference to current forward exchange rates for contracts with similar maturity profiles.

The Company uses the following hierarchy for determining and disclosing the fair value of financial instruments by valuation technique:

Level 1: Quoted (unadjusted) prices in active markets for identical assets or liabilities

Level 2: Inputs other than quoted prices included within level 1 that are observable for the asset or liability, either directly (i.e., as prices) or indirectly (i.e., derived from prices)



Level 3: Inputs for the asset or liability that are not based on observable market data (unobservable inputs).

Refundable Deposits, Deposits Payable and Other Liabilities

Estimated fair value is based on present value of future cash flows discounted using the prevailing PDST-R2 rates that are specific to the tenor of the instruments' cash flows at the end of the reporting period.

Long-Term Loans

The estimated fair value is based on the discounted value of future cash flows using the prevailing credit adjusted risk-free rates that are adjusted for credit spread.

Finance Lease Obligation

The fair value of finance lease obligation is no longer determined as it consists of numerous individually insignificant lease agreements and the effect is not expected to be significant.

Derivative Assets

Foreign Currency Forwards

PHINMA Energy entered into a forward foreign currency forward contracts with a bank with an aggregate notional amount of US\$8.50 million in 2017. The weighted average fixing rate amounted to ₱51.09 to US\$1.00 in 2017. The net fair value of these currency forwards amounted to ₱9.85 million gains as at December 31, 2017. PHINMA Energy did not enter into a foreign currency forward contracts in 2016. The foreign currency forward contracts were settled in 2018.

Embedded Derivatives

The Company has bifurcated embedded derivatives from its fuel purchase contracts. The purchases are denominated in U.S. dollar but the Company agreed to pay in Philippine peso using the average daily Philippine Dealing System weighted average rate of the month prior to the month of billing. These embedded derivatives are attributable to PHINMA Energy.

The Company's outstanding embedded forwards have an aggregate notional amount of US\$0.03 million and US\$0.34 million as at December 31, 2018 and 2017, respectively. The weighted average fixing rate amounted to ₱52.35 to US\$1.00 and ₱50.31 to US\$1.00 as at December 31, 2018 and 2017, respectively. The net fair value of these embedded derivatives amounted to ₱0.20 million gains and ₱0.20 million losses at December 31, 2018 and 2017, respectively.

The net movements in fair value changes of the Company's derivative instruments (both freestanding and embedded derivatives) are as follows:

	2018	2017
Balance at beginning of year	₱9,652	₱72
Net changes in fair value during the year	(15,056)	9,399
Fair value of settled contracts	5,408	181
Balance at end of year	₱4	₱9,652

The net changes in fair value during the year are included in the "Other income - net" account in the consolidated statements of income (see Note 28).

The fair value of derivative assets is presented under "Other current assets" account in the consolidated statements of financial position (see Note 10).



37. Operating Segments

The Company is divided into two reportable operating segments based on the nature of the services provided - Power and Petroleum. Management monitors the operating results of its business units separately for the purpose of making decisions about resource allocation and performance assessment. Segment performance is evaluated based on operating profit or loss and is measured consistently with operating profit or loss in the consolidated financial statements.

	2018				
	Power	Petroleum	Segment Total	Adjustments and Eliminations	Consolidated
Revenue	₱15,113,601	₱-	₱15,113,601	₱9,792	₱15,123,393
Costs and expenses	15,428,035	116,348	15,544,383	219,625	15,764,008
Other income (expense) - net					
Interest and other finance charges	(132,377)	-	(132,377)	(301,272)	(433,649)
Interest and other financial income	-	-	-	96,851	96,851
Equity in net earnings of associates and joint ventures	532,460	-	532,460	-	532,460
Gain on derivatives - net	-	-	-	(15,056)	(15,056)
Gain on sale of PPE	181	-	181	80	261
Gain on sale of investment	5,834	-	5,834	-	5,834
Foreign exchange loss - net	-	-	-	29,329	29,329
Provision for unrecoverable input tax	(43,712)	-	(43,712)	-	(43,712)
Others	431	-	431	46,315	46,746
Segment profit	48,383	(116,348)	(67,965)	(353,586)	(421,551)
Operating assets	₱16,116,835	₱38,550	₱16,155,385	₱2,769,310	₱18,924,695
Operating liabilities	₱5,161,610	₱16,150	₱5,177,760	₱5,375,487	₱10,553,247
Capital expenditures	₱96,938	₱4,343	₱101,281	₱2,923	₱104,204
Capital disposals	2,367	-	2,367	556	2,923
Investments and advances	4,322,053	-	4,322,053	631	4,322,684
Depreciation and amortization	(385,341)	(458)	(385,799)	(19,985)	(405,784)
Provision for income tax	-	-	-	(171,603)	(171,603)

	2017				
	Power	Petroleum	Segment Total	Adjustments and Eliminations	Consolidated
Revenue	₱17,011,044	₱-	₱17,011,044	₱9,189	₱17,020,233
Costs and expenses	17,238,567	23,437	17,262,004	331,785	17,593,789
Other income (expense) - net					
Interest and other finance charges	(184,075)	-	(184,075)	(329,491)	(513,566)
Interest and other financial income	-	-	-	87,185	87,185
Equity in net earnings of associates and joint ventures	1,024,995	-	1,024,995	-	1,024,995
Gain on derivatives - net	(449)	-	(449)	9,848	9,399
Loss on sale of AFS investments	-	-	-	(17)	(17)
Foreign exchange loss - net	-	-	-	(8,373)	(8,373)
Others	-	-	-	17,423	17,423
Segment profit (loss)	₱612,948	(₱23,437)	₱589,511	(₱546,021)	₱43,490
Operating assets	₱15,654,072	₱77,699	₱15,731,771	₱5,026,762	₱20,758,533
Operating liabilities	₱5,913,821	₱3,612	₱5,917,433	₱5,701,541	₱11,618,974
Capital expenditures	₱114,115	₱130	₱114,245	₱11,647	₱125,892
Capital disposals	2,018	830	2,848	417	3,265
Investments and advances	4,056,971	-	4,056,971	631	4,057,602
Depreciation and amortization	(379,519)	(689)	(380,208)	(19,195)	(399,403)
Benefit from income tax	-	-	-	303,678	303,678



2016					
	Power	Petroleum	Segment Total	Adjustments and Eliminations	Consolidated
Revenue	₱15,465,866	₱-	₱15,465,866	₱12,007	₱15,477,873
Costs and expenses	14,357,951	81,403	14,439,354	566,155	15,005,509
Other income (expense) - net					
Interest and other finance charges	(303,644)	-	(303,644)	(164,841)	(468,485)
Interest and other financial income	-	-	-	46,077	46,077
Equity in net earnings of associates and joint ventures	886,224	-	886,224	-	886,224
Gain on derivatives	8,741	-	8,741	-	8,741
Gain (loss) on sale of:					
Investments	444,207	-	444,207	-	444,207
Property, plant and equipment	27,731	-	27,731	132	27,863
AFS investments	-	-	-	7	7
Foreign exchange loss - net	-	-	-	(7,208)	(7,208)
Unrecoverable input value-added tax	-	-	-	(2,568)	(2,568)
Others	1,210	-	1,210	34,550	35,760
Segment profit (loss)	₱2,172,384	(₱81,403)	₱2,090,981	(₱647,999)	₱1,442,982
Operating assets	₱16,049,329	₱103,314	₱16,152,643	₱4,475,252	₱20,627,895
Operating liabilities	₱7,941,587	₱6,143	₱7,947,730	₱3,678,621	₱11,626,351
Capital expenditures	₱171,253	₱2,853	₱174,106	₱5,379	₱179,485
Capital disposals	806,963	2,097	809,060	2,419	811,479
Investments and advances	4,018,530	-	4,018,530	631	4,019,161
Depreciation and amortization	(392,410)	(635)	(393,045)	(20,046)	(413,091)
Provision for income tax	-	-	-	(60,451)	(60,451)

Adjustments and eliminations

Interest and other financial income, including fair value gains and losses on financial assets are not allocated to individual segments as the underlying instruments are managed on a group basis. Likewise, certain operating expenses and finance-related charges are managed on a group basis and are not allocated to operating segments.

Current taxes, deferred taxes and certain financial assets and liabilities are not allocated to those segments as they are also managed on a group basis.

Capital expenditures consist of additions to property, plant and equipment. Investments and advances consist of investments and cash advances to the Company's associates and joint ventures.

Reconciliation of profit

	2018	2017	2016
Segment total profit (loss) before adjustments and eliminations	(₱67,965)	₱589,511	₱2,090,981
Dividend income	9,117	8,483	7,433
Rent income	674	706	4,574
General and administrative expense	(219,626)	(331,785)	(566,156)
Interest and other financial income	96,851	87,185	46,077
Interest and other finance charges	(301,272)	(329,491)	(164,841)
Other income - net	60,677	18,881	24,913
Income (loss) before income tax	(₱421,544)	₱43,490	₱1,442,981



Other income - net include foreign exchange gain (loss), gain (loss) on sale of property, plant and equipment and AFS investments/ financial assets at FVOCI, provision for probable losses, gain (loss) on derivatives and other miscellaneous income (expense) which are managed on a group basis and are not allocated to operating segments.

Reconciliation of assets

	2018	2017
Segment operating assets	₱16,155,385	₱15,731,771
<i>Current assets</i>		
Cash and cash equivalents	1,022,366	1,300,999
Receivables and other current assets	69,781	659,056
Investments held for trading/ financial assets at FVTPL	743,739	1,483,519
Short-term investments	35,326	478,362
<i>Noncurrent assets</i>		
Property, plant and equipment	47,361	67,258
Investments in an associate, AFS investments/ financial assets at FVOCI and financial assets at FVTPL	264,078	293,758
Investment property	13,085	13,085
Deferred income tax asset - net	261,346	430,280
Other noncurrent assets	312,228	300,445
Total assets	₱18,924,695	₱20,758,533

Reconciliation of liabilities

	2018	2017
Segment operating liabilities	₱5,177,760	₱5,917,433
<i>Current liabilities</i>		
Accounts payable and other current liabilities	107,502	359,195
Income and withholding taxes payable	11,762	42,308
Due to stockholders	16,651	15,300
Short-term loan	400,000	-
Current portion of long-term loans	157,683	144,406
<i>Noncurrent liabilities</i>		
Long-term loans - net of current portion	4,546,463	4,989,640
Pension and other employee benefits	40,246	36,110
Deferred income tax liabilities - net	95,180	111,387
Other noncurrent liabilities	-	3,195
Total liabilities	₱10,553,247	₱11,618,974



38. Supplemental Cash Flow Information

The following table shows the Company's non-cash investing and financing activities and corresponding transaction amounts for the years ended December 31, 2018 and 2017:

	2018	2017
Non-cash investing activities:		
Reclassifications to:		
Creditable withholding taxes	₱704,726	₱-
Other noncurrent assets	507,261	-
Asset held for sale	34,328	-
Property and equipment	1,844	₱11,295
Investment property	-	40,907
Remeasurement of AFS financial assets	-	(23,049)
Acquisition of property and equipment under finance lease	-	754
Capitalized depreciation expense (see Notes 12 and 17)	-	19

Movement in the Company's liabilities from financing activities are as follows:

	January 1, 2018	Dividend Declaration	Availments	Payments	Others	December 31, 2018
Current portion of:						
Short-term loans	₱-	₱-	₱400,000	₱-	₱-	₱400,000
Long-term loans	226,949	-	-	-	38,511	265,460
Finance lease obligation	14,328	-	-	-	475	14,803
Dividends payable	15,300	194,598	-	(193,247)	-	16,651
Noncurrent portion of:						
Long-term loans	6,622,427	-	930,000	(1,445,235)	(35,719)	6,071,473
Finance lease obligation	63,839	-	-	(8,153)	16,635	72,321
Total liabilities from financing activities	₱6,942,843	₱194,598	₱1,330,000	(₱1,646,635)	₱19,902	₱6,840,708

39. Events After the Reporting Period

On February 7, 2019 PHINMA Inc., PHINMA Corporation and AC Energy Corporation (AC Energy) signed an investment agreement for AC Energy's acquisition of the PHINMA Group's 51.476% stake in PHINMA Energy via a secondary share sale through the Philippine Stock Exchange at a price of ₱1.36 per share subject to adjustments. This transaction is subject to regulatory approval and mandatory tender offer. PHINMA Corporation will sell 1,283,422,198 shares while PHINMA, Inc. will sell 1,233,642,502 shares to AC Energy. As part of the agreement, AC Energy will also subscribe to 2,632,000,000 shares of PHINMA Energy at par value of ₱1.00 per share on closing date.

40. Contingencies

Tax assessments:

- a. On September 5, 2017, the CIPP received an FDDA from the BIR demanding the payment of a total amount of ₱341.73 million for various alleged deficiency taxes for taxable year 2013. On October 4, 2017, the CIPP filed its request for reconsideration with the Office of the Commissioner. In the opinion of CIPP's management, in consultation with its outside counsel, these proceedings will not have material or adverse effect on the financial



statements. The information usually required by PAS 37 is not disclosed on the ground that it can be expected to prejudice the outcome or CIPP's position with respect to these matters. As at March 21, 2019, the case is still pending.

- b. On August 20, 2014, PHINMA Energy distributed cash and property dividends in the form of shares in PHINMA Petroleum (see Note 22) after securing SEC's approval of the registration and receipt of Certificate Authorizing Registration (CAR) from the BIR.

On October 22, 2014, PHINMA Energy received from the BIR a Formal Letter of Demand (FLD), assessing PHINMA Energy for a total donor's tax due of ₱157.75 million inclusive of penalty and interest up to September 30, 2014.

On November 21, 2014, PHINMA Energy and its independent legal counsel filed an administrative protest in response to the FLD, on the following grounds:

- 1) The dividend distribution is a distribution of profits by PHINMA Energy to its stockholders and not a "disposition" as contemplated under Revenue Regulations Nos. 6-2008 and 6-2013 which would result in the realization of any capital gain of PHINMA Energy;
- 2) PHINMA Energy did not realize any gain or increase its wealth as a result of the dividend distribution; and,
- 3) There was no donative intent on the part of PHINMA Energy.

On May 27, 2015, PHINMA Energy received from the BIR a Final Decision on Disputed Assessment (FDDA) dated May 26, 2015, denying the protest.

On June 25, 2015, PHINMA Energy filed with the CTA a Petition for Review seeking a review of the FDDA and requesting the cancellation of the assessment. In its decision dated September 28, 2018, the CTA cancelled and withdrew the FLD. On January 24, 2019, the CTA denied the BIR's motion for reconsideration.

- c. On January 4, 2018, PHINMA Power received a formal letter of demand issued by the BIR demanding payment amounting to ₱19.72 million for deficiency income tax, value-added tax, withholding tax and compromise penalties for the taxable year 2013. On January 5, 2018, PHINMA Power paid the amount of ₱19.72 million as full settlement of the assessment.

Claim for tax refund

On August 15, 2016, PHINMA Renewable filed with the BIR a letter and application for tax credits or refund for the PHINMA Renewable's excess and unutilized input VAT for the period July 1, 2014 to June 30, 2015 amounting to ₱335.76 million attributable to PHINMA Renewable's zero-rated sales. On December 19, 2016, PHINMA Renewable received a letter from the BIR denying the administrative claim for refund of excess and unutilized input VAT for the period July 1, 2014 to December 31, 2014. On January 11, 2017, PHINMA Renewable filed with the CTA a Petition for Review. During 2018, PHINMA Renewable and the BIR presented their evidence and arguments. As at March 21, 2019, PHINMA Renewable awaits the CTA's decision.



INDEPENDENT AUDITOR'S REPORT ON SUPPLEMENTARY SCHEDULES

The Stockholders and the Board of Directors
PHINMA Energy Corporation
Level 11, PHINMA Plaza
39 Plaza Drive, Rockwell Center
Makati City

We have audited, in accordance with Philippine Standards on Auditing, the parent company financial statements of PHINMA Energy Corporation and Subsidiaries as at December 31, 2018 and 2017 and for the years then ended included in this Form 17-A and have issued our report thereon dated March 21, 2019. Our audits were made for the purpose of forming an opinion on the basic financial statements taken as a whole. The schedules listed in the Index to the Parent Company Financial Statements and Supplementary Schedules are the responsibility of the Company's management. These schedules are presented for purposes of complying with Securities Regulation Code Rule 68, As Amended (2011), and are not part of the basic financial statements. These schedules have been subjected to the auditing procedures applied in the audit of the basic financial statements and, in our opinion, fairly state, in all material respects, the information required to be set forth therein in relation to the basic financial statements taken as a whole.

SYCIP GORRES VELAYO & CO.



Belinda T. Beng Hui

Partner

CPA Certificate No. 88823

SEC Accreditation No. 0943-AR-3 (Group A),

March 14, 2019, valid until March 13, 2022

Tax Identification No. 153-978-243

BIR Accreditation No. 08-001998-78-2018,

March 14, 2018, valid until March 13, 2021

PTR No. 7332528, January 3, 2019, Makati City

March 21, 2019



PHINMA ENERGY CORPORATION
INDEX TO THE PARENT COMPANY FINANCIAL STATEMENTS
AND SUPPLEMENTARY SCHEDULES
FORM 17-A, Item 7

	<u>Page No.</u>
Parent Company Financial Statements	
Statement of Management’s Responsibility for Parent Financial Statements	Exhibit A
Report of Independent Public Accountants	Exhibit A
Parent Statements of Financial Position as at December 31, 2018 and 2017	Exhibit A
Parent Statements of Income for the years ended December 31, 2018 and 2017	Exhibit A
Parent Statements of Comprehensive Income for the years ended December 31, 2018 and 2017	Exhibit A
Parent Statements of Changes in Equity for the years ended December 31, 2018 and 2017	Exhibit A
Parent Statements of Cash Flows for the years ended December 31, 2018 and 2017	Exhibit A
Notes to Parent Financial Statements	Exhibit A
Supplementary Schedules	
Report of Independent Public Accountants on Supplementary Schedules	
A. Financial Assets	*
B. Amounts Receivable from Directors, Officers, Employees, Related Parties and Principal Stockholders (Other than Related Parties)	*
C. Accounts Receivable from Related Parties which are eliminated during the consolidation of financial statements	*
D. Intangible Assets - Other Assets	*
E. Long-Term Debt	*
F. Indebtedness to Related Parties (Long-Term Loans from Related Companies)	*
G. Guarantees of Securities of Other Issuers	*
H. Capital Stock	*
Schedule of Retained Earnings Available for Dividend Declaration Philippine Financial Reporting Standards and Interpretations Effective as at December 31, 2018	
Map of Relationships of the Companies within the Group	

Attachment I

PHINMA ENERGY CORPORATION AND SUBSIDIARIES

Schedule A. Financial Assets
December 31, 2018

Name of Issuing Entity and Association of each Issue	Number of Shares or Principal Amount of Bonds and Notes	Amount Shown in the Balance Sheet	Value Based on Market Quotations at Balance Sheet Date	Income Received and Accrued
Investment in Treasury Bills				
	P -	P -	P -	P -
Investment in Unit Investment Trust Fund and Money Market Fund (UITF & MMF)				
Banco De Oro	168,910,000	169,915,060	169,915,060	1,005,060
China Banking Corporation	600,000	611,712	611,712	11,712
Rizal Commercial Banking Corp.	42,579,000	43,440,879	43,440,879	861,879
Bank of the Phil. Island	92,172,455	92,829,719	92,829,719	657,264
Security Bank Corporation	345,126,944	349,928,410	349,928,410	4,801,466
Sun Life	86,600,000	87,013,705	87,013,705	413,705
BDO MMF	5,000,000	5,452,148	5,452,148	452,148
		749,191,633	749,191,633	8,203,234
Available-for-sale financial assets				
Phinma Corporation	14,067,578	127,874,284	127,874,284	5,627,030
Union Galvasteel Corp./Atlas Holdings Corporation	1,462,999	27,621,540	27,621,540	3,458,037
Phinma Property Holdings Corporation	620,595,301	62,057,871	62,057,871	-
Asian Plaza, Inc.	37,684	18,433,158	18,433,158	-
Tagaytay Midlands Golf Club, Inc.	2	1,300,000	1,300,000	-
Alabang Country Club, Inc.	1	7,800,000	7,800,000	-
Evercrest Golf Club Resorts, Inc.	1	40,000	40,000	-
Puerto Azul Golf & Country Club, Inc.	1	210,000	210,000	-
Capitol Hills Golf & Country Club, Inc.	1	80,000	80,000	-
Metro Club A	2	500,000	500,000	-
Tagaytay Highlands Golf Club, Inc.	1	650,000	650,000	-
Rockwell Club	2	600,000	600,000	-
Philam Tower Club	1	90,000	90,000	-
Camp John Hay	1	230,000	230,000	-
A. Soriano	179	1,074	1,074	-
Banco de Oro	1,179	154,213	154,213	1,415
Del Monte Pacific Ltd.	8	51	51	-
Dharmala	367,200	-	-	-
First Philippine Holdings Corporation	910	58,923	58,923	8,920
Metropolitan Bank and Trust Company	2,118	171,452	171,452	1,693
Otto Energy Ltd.	6,556,331	9,721,780	9,721,780	-
Philippine Long Distance Telephone Company	-	19,500	19,500	-
RCBC	3,500	99,750	99,750	-
Security Bank	1,767	273,885	273,885	5,301
SSI Group	3,000	7,140	7,140	195
Vulcan	73,486	-	-	-
		257,994,621	257,994,621	9,102,591
Loans and Receivables				
Cash and Cash Equivalents		1,022,365,857	1,022,365,857	253,140
Short-term investments		35,326,318	35,326,318	33,145,581
Trade and Other Receivables		3,936,588,902	3,936,588,902	-
Long-term Receivables		501,266,008	501,266,008	8,442,739
		5,495,547,085	5,495,547,085	41,841,460
Derivative Assets				
		3,910	3,910	-
		P6,502,737,249	P6,502,737,249	P59,147,285

Attachment I

PHINMA ENERGY CORPORATION AND SUBSIDIARIES

Schedule B. Amounts Receivable from Directors, Officers, Employees, Related Parties and Principal Stockholders (Other than Related Parties)
December 31, 2018

Name and Designation of Debtor	Balance at Beginning of Period	Additions	Deductions		Current	Non Current	Balance at End of Period
			Amount Collected	Amount Written-Off			

Not Applicable: The Company has no amounts receivable from directors, officers, employees, related parties and principal stockholders as at December 31, 2018 equal to or above the established threshold of the Rule.

Attachment I

PHINMA ENERGY CORPORATION AND SUBSIDIARIES**Schedule C. Accounts Receivable from Related Parties which are eliminated during the consolidation of financial statements****December 31, 2018**

Name and Designation of Debtor	Balance at Beginning of Period	Additions	Deductions		Current	Non Current	Balance at End of Period
			Amount Collected	Amount Written-Off			
CIP II Power Corporation	₱4,617,758	₱22,657,995	(₱27,275,753)	₱ -	₱ -	₱ -	₱ -
PHINMA Power Generation Corporation	22,395,092	1,117,242,758	(1,138,525,525)	-	1,112,325	-	1,112,325
PHINMA Renewable Energy Corporation	357,949,144	500,000	(358,449,144)	-	-	-	-
One Subic Oil Distribution Corporation	-	79,139	-	-	79,139	-	79,139
PHINMA Petroleum & Geothermal Inc.	-	1,950,000	-	-	1,950,000	-	1,950,000
Palawan55 Exploration and Production Corporation	-	-	-	-	-	-	-
PHINMA Solar Energy Corporation	-	19,500,000	(19,500,000)	-	-	-	-
One Subic Power Generation Corporation	-	3,523,990	(3,523,990)	-	-	-	-
	₱384,961,994	₱1,165,453,882	(₱1,547,274,412)	₱ -	₱3,141,464	₱ -	₱3,141,464

Attachment I

PHINMA ENERGY CORPORATION AND SUBSIDIARIES

Schedule D. Intangible Assets - Other Assets

December 31, 2018

Description	Beginning Balance	Additions At Cost	Deductions		Other Changes-Additions (Deductions)	Ending Balance
			Charged to Costs and Expenses	Charged to Other Accounts		
Oil exploration and development costs:						
Service Contract (SC) No. 6	₱27,021,569	₱438,738	₱ -	₱ -	₱ -	₱27,460,307
SC 51	32,665,864	-	-	-	-	32,665,864
SC 55	5,713,210	1,102,775	-	-	-	6,815,985
SC 69	15,596,930	-	-	-	-	15,596,930
SC 52	10,993,823	-	-	-	-	10,993,823
SC 50	11,719,086	-	-	-	-	11,719,086
Geothermal Service Contract (GSC) No. 8 Mabini	28,738,137	2,984,811	-	-	-	31,722,948
Hydropower Service Contracts:						
SC 467	-	-	-	-	-	-
SC 465	-	-	-	-	-	-
	132,448,619	4,526,324	-	-	-	136,974,943
Allowance for probable losses	(27,605,086)	-	(48,262,794)	-	-	(75,867,880)
Total deferred exploration cost	104,843,533	4,526,324	(48,262,794)	-	-	61,107,063
Leasehold rights	41,149,683	-	(16,190,039)	-	-	24,959,644
Goodwill	234,152,394	-	-	-	-	234,152,394
	₱380,145,610	₱4,526,324	(₱64,452,833)	₱ -	₱ -	₱320,219,101

Attachment I

PHINMA ENERGY CORPORATION AND SUBSIDIARIES**Schedule E. Long-Term Debt
December 31, 2018**

Title of Issue and Type of Obligation	Amount Authorized by Indenture	Amount shown under Caption "Current Portion of Long-Term Debt" in related Balance Sheet	Amount shown under Caption "Long-Term Debt" in related Balance Sheet	Interest Rate	Periodic Payments	Maturity Date
Development Bank of the Philippines	P822,371,500	P56,504,300	P765,867,200	6.00%	25 semi-annual payments	July 11, 2029
Security Bank Corporation	822,371,500	56,504,300	765,867,200	6.50%	25 semi-annual payments	July 11, 2029
Development Bank of the Philippines	974,435,000	62,014,270	912,420,730	6.00%	25 semi-annual payments	July 11, 2029
Security Bank Corporation	974,435,000	62,014,270	912,420,730	6.50%	25 semi-annual payments	July 11, 2029
Security Bank Corporation	930,000,000	-	930,000,000	8.69%	1 lump sum payment	June 28, 2020
China Bank Corporation	1,387,500,000	30,000,000	1,357,500,000	5.68%	36 quarterly payments	April 10, 2024
Banco De Oro	462,500,000	10,000,000	452,500,000	5.81%	36 quarterly payments	April 30, 2024
Total	6,373,613,000	277,037,140	6,096,575,860			
Derivative on long-term loans	4,246,681	1,818,006	2,428,675			
Unamortized debt issue costs	(40,926,679)	(13,394,796)	(27,531,883)			
	P6,336,933,002	P265,460,350	P6,071,472,652			

Attachment I

PHINMA ENERGY CORPORATION AND SUBSIDIARIES
Schedule F. Indebtedness to Related Parties (Long-Term Loans from Related Companies)
December 31, 2018

Name of Related Party	Balance at Beginning of Period	Balance at End of Period
Not Applicable: The Company has no indebtedness to related parties as at December 31, 2018.		

Attachment I

PHINMA ENERGY CORPORATION AND SUBSIDIARIES
Schedule G. Guarantees of Securities of Other Issuers
December 31, 2018

Name of Issuing Entity of Securities Guaranteed by the Company for which Statement is Filed	Title of Issue of Each Class of Securities Guaranteed	Total Amount Guaranteed and Outstanding	Amount Owned by the Company for which Statement is Filed	Nature of Guarantee
Not Applicable: The Company has no guarantees of securities of other issuers as at December 31, 2018.				

Attachment I

PHINMA ENERGY CORPORATION AND SUBSIDIARIES
Schedule H. Capital Stock
December 31, 2018

Title of Issue	Number of Shares Authorized	Number of Shares Issued and Outstanding	Number of Shares Reserved for Options, Warrants, Conversions, and Other Rights	Number of Shares Held By		
				Affiliates	Directors, Officers and Employees	Others
Common stock	8,400,000,000	4,889,774,922	60,301,331	2,649,035,518	79,446,726	2,161,292,678

PHINMA ENERGY CORPORATION
SUPPLEMENTARY SCHEDULE OF RETAINED EARNINGS
AVAILABLE FOR DIVIDEND DECLARATION
DECEMBER 31, 2018
(Amounts in Thousands)

Unappropriated Retained Earnings, beginning	₱3,059,296
Adjustment:	
- Deferred income tax asset as at December 31, 2017	(424,559)
- Unrealized FV gain of FVPL as at December 31, 2017	(490)
- Derivative asset as at December 31, 2017	(7,972)
- Impact of adoption of PFRS 9	(9,614)
Unappropriated Retained Earnings, as adjusted, beginning	2,616,661
Net loss based on the annual financial statements	(429,710)
Less: Non-actual/unrealized income net of tax	
- Equity in net income of associate/joint venture	-
- Unrealized foreign exchange gain - net (except those attributable to cash and cash equivalents)	-
- Fair value adjustment (mark-to-market gains)	-
- Fair value adjustment of investment property resulting to gain	-
- Adjustment due to deviation from PFRS/GAAP - gain	-
- Unrealized fair value gains on financial assets at FVTPL and derivative assets	(609)
Add: Non-actual losses	
- Depreciation on revaluation increment (after tax)	-
- Adjustment due to deviation from PFRS/GAAP - loss	-
- Loss on fair value adjustment of investment property (after tax)	-
Net loss actually incurred during the period	(430,319)
Add (Less):	
- Dividend declarations during the period	(195,591)
- Appropriation of Retained Earnings during the period	-
- Reversals of appropriations	-
- Effects of prior period adjustments	-
- Treasury shares	-
Unappropriated Retained Earnings, as adjusted, ending	₱1,990,751

ATTACHMENT II

**PHINMA ENERGY CORPORATION
SUPPLEMENTARY SCHEDULE REQUIRED
UNDER SRC RULE 68, AS AMENDED (2011)**

A. List of Philippine Financial Reporting Standards (PFRSs) effective as at December 31, 2018

PHILIPPINE FINANCIAL REPORTING STANDARDS AND INTERPRETATIONS Effective as of December 31, 2018		Adopted	Not Adopted	Not Applicable
Philippine Financial Reporting Standards				
PFRS 1	First-time Adoption of Philippine Financial Reporting Standards	X		
PFRS 2	Share-based Payment	X		
	Amendments to PFRS 2, Classification and Measurement of Share-based Payment Transactions	X		
PFRS 3	Business Combinations	X		
PFRS 4	Insurance Contracts			X
	Amendments to PFRS 4, Applying PFRS 9 Financial Instruments with PFRS 4 Insurance Contracts			X
PFRS 5	Non-current Assets Held for Sale and Discontinued Operations	X		
PFRS 6	Exploration for and Evaluation of Mineral Resources	X		
PFRS 7	Financial Instruments: Disclosures	X		
PFRS 8	Operating Segments	X		
PFRS 9	Financial Instruments	X		
PFRS 10	Consolidated Financial Statements	X		
PFRS 11	Joint Arrangements	X		
PFRS 12	Disclosure of Interests in Other Entities	X		
PFRS 13	Fair Value Measurement	X		
PFRS 14	Regulatory Deferral Accounts			X
PFRS 15	Revenue from Contracts with Customers	X		
Philippine Accounting Standards				
PAS 1	Presentation of Financial Statements	X		
PAS 2	Inventories	X		
PAS 7	Statement of Cash Flows	X		
PAS 8	Accounting Policies, Changes in Accounting Estimates and Errors	X		
PAS 10	Events after the Reporting Period	X		

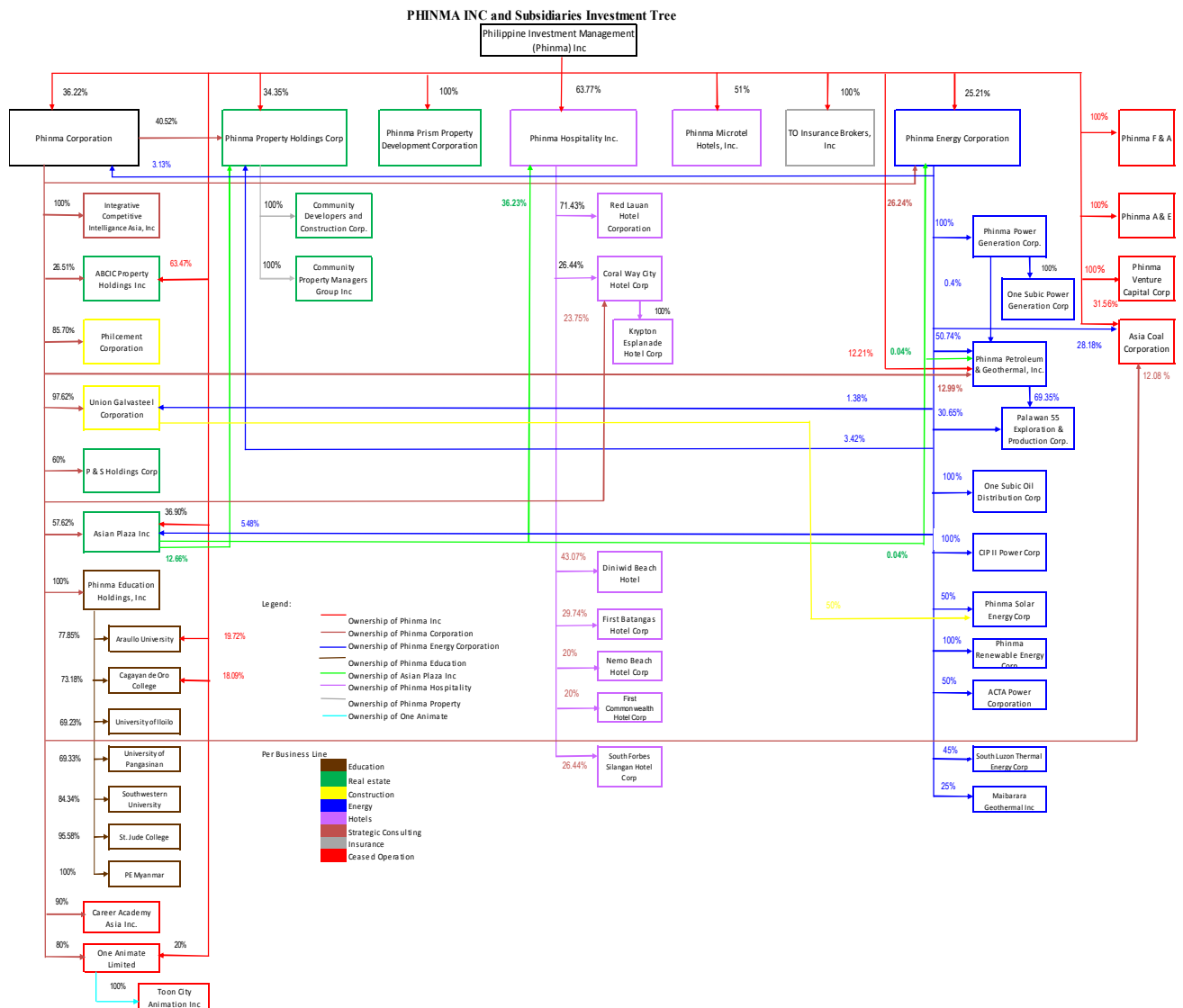
PHILIPPINE FINANCIAL REPORTING STANDARDS AND INTERPRETATIONS Effective as of December 31, 2018		Adopted	Not Adopted	Not Applicable
PAS 12	Income Taxes	X		
PAS 16	Property, Plant and Equipment	X		
PAS 17	Leases	X		
PAS 19	Employee Benefits	X		
PAS 20	Accounting for Government Grants and Disclosure of Government Assistance			X
PAS 21	The Effects of Changes in Foreign Exchange Rates	X		
PAS 23	Borrowing Costs	X		
PAS 24	Related Party Disclosures	X		
PAS 26	Accounting and Reporting by Retirement Benefit Plans			X
PAS 27	Separate Financial Statements	X		
PAS 28	Investments in Associates and Joint Ventures	X		
	Amendments to PAS 28, Measuring an Associate or Joint Venture at Fair Value (Part of Annual Improvements to PFRSs 2014 - 2016 Cycle)			X
PAS 29	Financial Reporting in Hyperinflationary Economies			X
PAS 32	Financial Instruments: Presentation	X		
PAS 33	Earnings per Share	X		
PAS 34	Interim Financial Reporting	X		
PAS 36	Impairment of Assets	X		
PAS 37	Provisions, Contingent Liabilities and Contingent Assets	X		
PAS 38	Intangible Assets	X		
PAS 39	Financial Instruments: Recognition and Measurement	X		
PAS 40	Investment Property	X		
	Amendments to PAS 40, Transfers of Investment Property	X		
PAS 41	Agriculture			X

PHILIPPINE FINANCIAL REPORTING STANDARDS AND INTERPRETATIONS Effective as of December 31, 2018		Adopted	Not Adopted	Not Applicable
Philippine Interpretations				
Philippine Interpretation IFRIC-1	Changes in Existing Decommissioning, Restoration and Similar Liabilities			X
Philippine Interpretation IFRIC-2	Members' Shares in Co-operative Entities and Similar Instruments			X
Philippine Interpretation IFRIC-4	Determining whether an Arrangement contains a Lease	X		
Philippine Interpretation IFRIC-5	Rights to Interests arising from Decommissioning, Restoration and Environmental Rehabilitation Funds	X		
Philippine Interpretation IFRIC-6	Liabilities arising from Participating in a Specific Market—Waste Electrical and Electronic Equipment			X
Philippine Interpretation IFRIC-7	Applying the Restatement Approach under PAS 29 Financial Reporting in Hyperinflationary Economies			X
Philippine Interpretation IFRIC-10	Interim Financial Reporting and Impairment	X		
Philippine Interpretation IFRIC-12	Service Concession Arrangements			X
Philippine Interpretation IFRIC-14	PAS 19—The Limit on a Defined Benefit Asset, Minimum Funding Requirements and their Interaction			X
Philippine Interpretation IFRIC-16	Hedges of a Net Investment in a Foreign Operation			X
Philippine Interpretation IFRIC-17	Distributions of Non-cash Assets to Owners			X
Philippine Interpretation IFRIC-19	Extinguishing Financial Liabilities with Equity Instruments			X
Philippine Interpretation IFRIC-20	Stripping Costs in the Production Phase of a Surface Mine			X

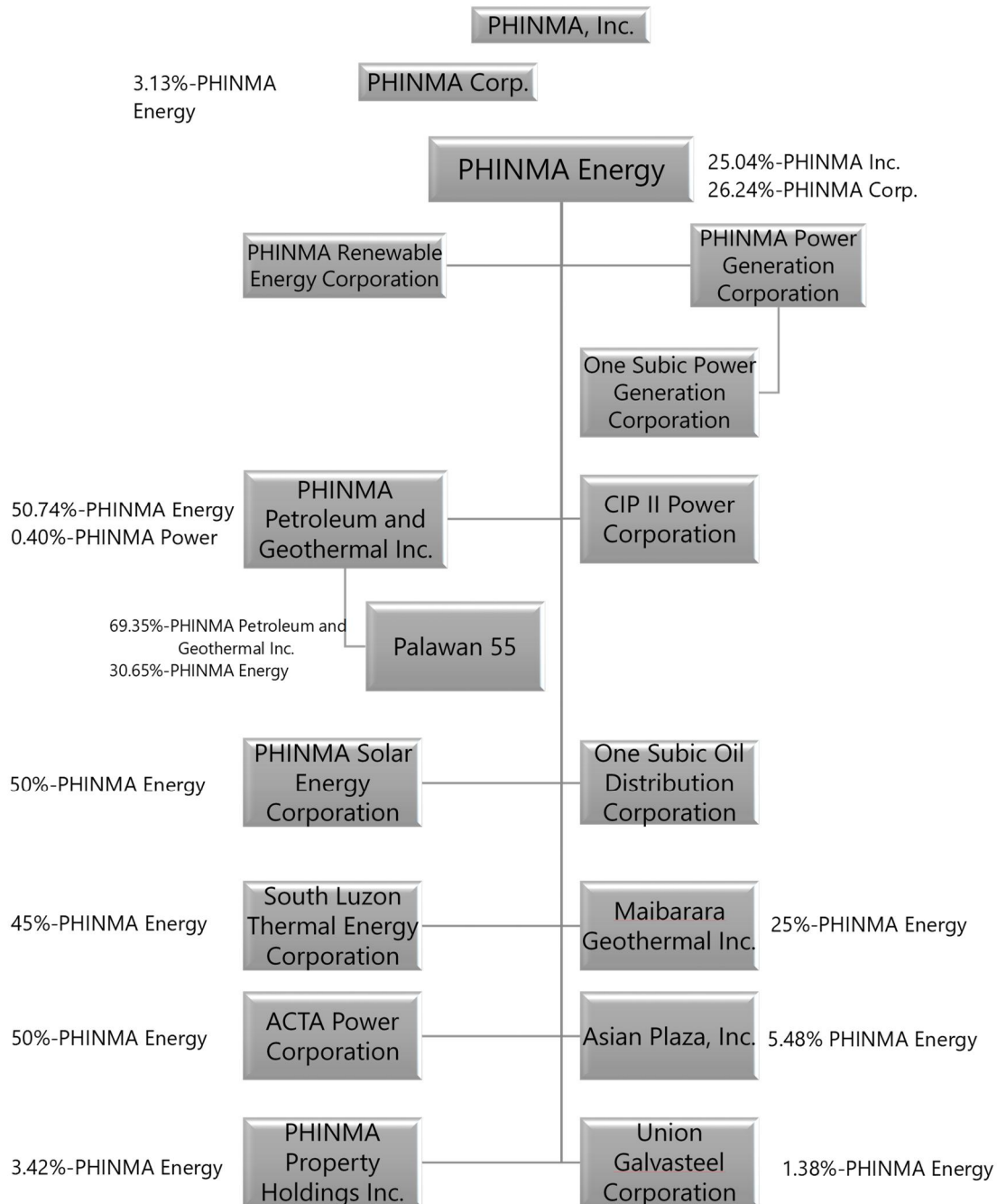
PHILIPPINE FINANCIAL REPORTING STANDARDS AND INTERPRETATIONS Effective as of December 31, 2018		Adopted	Not Adopted	Not Applicable
Philippine Interpretation IFRIC-21	Levies			X
Philippine Interpretation IFRIC-22	Foreign Currency Transactions and Advance Consideration			X
Philippine Interpretation SIC-7	Introduction of the Euro			X
Philippine Interpretation SIC-10	Government Assistance—No Specific Relation to Operating Activities			X
Philippine Interpretation SIC-15	Operating Leases—Incentives	X		
Philippine Interpretation SIC-25	Income Taxes—Changes in the Tax Status of an Entity or its Shareholders			X
Philippine Interpretation SIC-27	Evaluating the Substance of Transactions Involving the Legal Form of a Lease	X		
Philippine Interpretation SIC-29	Service Concession Arrangements: Disclosures			X
Philippine Interpretation SIC-32	Intangible Assets—Web Site Costs			X

**PHINMA ENERGY CORPORATION
SUPPLEMENTARY SCHEDULE REQUIRED
UNDER SRC RULE 68, AS AMENDED (2011)**

**Conglomerate Map
As of December 31, 2018**



**Map of Relationships of the Companies within the Group
As of December 31, 2018**





107312019006650



SECURITIES AND EXCHANGE COMMISSION

SEC Building, EDSA, Greenhills, Mandaluyong City, Metro Manila, Philippines
Tel: (632) 726-0931 to 39 Fax: (632) 725-5293 Email: mis@sec.gov.ph

Barcode Page

The following document has been received:

Receiving Officer/Encoder : Lourence N. Tampus
Receiving Branch : SEC Head Office
Receipt Date and Time : July 31, 2019 04:02:07 PM
Received From : Head Office

Company Representative

Doc Source

Company Information

SEC Registration No. 0000039274
Company Name PHINMA ENERGY CORPORATION
Industry Classification
Company Type Stock Corporation

Document Information

Document ID 107312019006650
Document Type 17-Q (FORM 11-Q: QUARTERLY REPORT/FS)
Document Code 17-Q
Period Covered June 30, 2019
No. of Days Late 0
Department CFD
Remarks

COVER SHEET

for
SEC FORM 17-Q

SEC Registration Number

0	6	9	-	0	3	9	2	7	4
---	---	---	---	---	---	---	---	---	---

COMPANY NAME

P	H	I	N	M	A	E	N	E	R	G	Y	C	O	R	P	O	R	A	T	I	O	N	A	N	D
S	U	B	S	I	D	I	A	R	I	E	S														

PRINCIPAL OFFICE (No. / Street / Barangay / City / Town / Province)

L	e	v	e	l		1	1	,		P	H	I	N	M	A		P	l	a	z	a	,		3	9		P	l	a
z	a		D	r	i	V	e	,		R	o	c	k	w	e	l		C	e	n	t	e	r	,		M	a	k	
a	t	i		C	i	T	y																						

Form Type	Department requiring the report	Secondary License Type, If Applicable
1 7 - Q		

COMPANY INFORMATION

Company's Email Address	Company's Telephone Number	Mobile Number
-	870-0100	-
No. of Stockholders	Annual Meeting (Month / Day)	Fiscal Year (Month / Day)
3,168	04/12	12/31

CONTACT PERSON INFORMATION

The designated contact person **MUST** be an Officer of the Corporation

Name of Contact Person	Email Address	Telephone Number/s	Mobile Number
Yolanda D. Añonuevo	anonuevo.yd@acenergy.com.ph	870-0100	-

CONTACT PERSON'S ADDRESS

Level 11, PHINMA Plaza, 39 Plaza Drive, Rockwell Center, Makati City, Philippines 1200

NOTE 1 : In case of death, resignation or cessation of office of the officer designated as contact person, such incident shall be reported to the Commission within thirty (30) calendar days from the occurrence thereof with information and complete contact details of the new contact person designated.

2 : All Boxes must be properly and completely filled-up. Failure to do so shall cause the delay in updating the corporation's records with the Commission and/or non-receipt of Notice of Deficiencies. Further, non-receipt of Notice of Deficiencies shall not excuse the corporation from liability for its deficiencies

SECURITIES AND EXCHANGE COMMISSION

SEC FORM 17-Q

QUARTERLY REPORT PURSUANT TO SECTION 17 OF THE SECURITIES
REGULATION CODE AND SRC RULE 17(2)(b) THEREUNDER

1. For the quarterly period ended **June 30, 2019**
2. Commission identification number **39274**
3. BIR Tax Identification No. **000-506-020-000**
4. Exact name of issuer as specified in its charter **PHINMA ENERGY CORPORATION**
5. Province, country or other jurisdiction of incorporation or organization **Metro Manila**
6. Industry Classification Code: (SEC Use Only)
7. Address of issuer's principal office Postal Code
Level 11 Phinma Plaza, 39 Plaza Drive, Rockwell Center, Makati City, 1210
8. Issuer's telephone number, including area code **(632) 870-0100**
9. Former name, former address and former fiscal year, if changed since last report
10. Securities registered pursuant to Sections 8 and 12 of the Code, or Sections 4 and 8 of the RSA

Number of shares of common stock outstanding	7,521,775 shares
Amount of debt outstanding	Php5.28 billion

11. Are any or all of the securities listed on a Stock Exchange?

Yes No

If yes, state the name of such Stock Exchange and the class/es of securities listed therein:

Philippine Stock Exchange Common

12. Indicate by check mark whether the registrant:

(a) has filed all reports required to be filed by Section 17 of the Code and SRC Rule 17 thereunder or Sections 11 of the RSA and RSA Rule 11(a)-1 thereunder, and Sections 26 and 141 of the Corporation Code of the Philippines, during the preceding twelve (12) months (or for such shorter period the registrant was required to file such reports)

Yes No

(b) has been subject to such filing requirements for the past ninety (90) days.

Yes No

PART I--FINANCIAL INFORMATION

Item 1. Financial Statements.

Please refer to attached ANNEX "A"

Item 2. Management's Discussion and Analysis of Financial Condition and Results of Operations.

Please refer to attached ANNEX "B"

PART II--OTHER INFORMATION

Please refer to attached ANNEX "C"

SIGNATURES

Pursuant to the requirements of Section 17 of the Securities Regulation Code and Section 141 of the Corporation Code, this report is signed on behalf of the issuer by the undersigned, thereunto duly authorized, in the City of Makati on July 29, 2019.

PHINMA ENERGY CORPORATION


JOHN ERIC T. FRANCIA
President & Chief Executive Officer


MARIA CORAZON G. DIZON
Treasurer & Chief Financial Officer 

Annex A

PHINMA Energy Corporation and Subsidiaries

Unaudited Interim Condensed Consolidated Financial Statements
June 30, 2019 (With comparative audited figures as at December 31, 2018)
and the Six Months Ended June 30, 2019 and 2018

**PHINMA ENERGY CORPORATION
AND SUBSIDIARIES**

**INTERIM CONDENSED CONSOLIDATED STATEMENTS OF FINANCIAL
POSITION**

(Amounts in Thousands)

	June 30, 2019	December 31, 2018
	<i>(Unaudited)</i>	<i>(Audited)</i>
ASSETS		
Current Assets		
Cash and cash equivalents (Notes 5 and 23)	₱2,113,367	₱1,022,366
Short-term investment (Note 23)	–	35,326
Financial assets at fair value through profit or loss (FVTPL; Notes 23)	1,487,478	743,739
Receivables (Notes 6 and 23)	3,108,297	2,627,291
Fuel and spare parts - at cost (Note 7)	245,691	413,673
Current portion of:		
Input VAT	26,331	26,332
Creditable withholding taxes	67,958	79,443
Other current assets (Note 8)	111,185	182,766
	7,160,307	5,130,936
Assets held for sale	3,546	34,328
Total Current Assets	7,163,853	5,165,264
Noncurrent Assets		
Property, plant and equipment (Note 9)	5,596,754	5,760,963
Investments and advances (Note 10)	4,045,762	4,322,684
Financial assets at:		
Fair value through other comprehensive income (FVOCI; Notes 23)	14,405	257,995
FVTPL (Notes 23)	5,272	5,452
Investment properties	13,085	13,085
Goodwill and other intangible assets (Note 11)	284,549	320,219
Deferred income tax assets – net	220,170	261,346
Net of current portion:		
Input VAT	335,759	335,759
Creditable withholding taxes	771,162	704,726
Other noncurrent assets (Note 12)	1,796,559	1,777,202
Total Noncurrent Assets	13,083,477	13,759,431
TOTAL ASSETS	₱20,247,330	₱18,924,695

(Forward)

	June 30, 2019 <i>(Unaudited)</i>	December 31, 2018 <i>(Audited)</i>
LIABILITIES AND EQUITY		
Current Liabilities		
Accounts payable and other current liabilities (Notes 13 and 23)	₱2,759,817	₱2,269,398
Short term loans (Note 14)	400,000	400,000
Income and withholding taxes payable	29,427	11,762
Due to stockholders (Notes 21 and 23)	15,182	16,651
Current portion of long-term loans (Notes 15 and 23)	269,803	265,460
Total Current Liabilities	3,474,229	2,963,271
Noncurrent Liabilities		
Long-term loans - net of current portion (Notes 15 and 23)	5,011,195	6,071,473
Pension and other employee benefits	44,344	40,246
Deferred income tax liabilities – net	88,111	95,180
Other noncurrent liabilities (Note 16)	1,348,537	1,383,077
Total Noncurrent Liabilities	6,492,187	7,589,976
Total Liabilities	9,966,416	10,553,247
Equity		
Capital stock (Note 17)	₱7,521,775	₱4,889,775
Additional paid-in capital	83,768	83,768
Other equity reserve (Note 17)	(72,336)	18,338
Unrealized fair value gains on equity instruments at FVOCI	(3,544)	59,772
Remeasurement losses on defined benefit plan	536	536
Accumulated share in other comprehensive income of a joint venture (Note 10)	(2,107)	(2,193)
Retained earnings (Note 17)	2,802,627	3,303,708
Treasury shares (Note 17)	(27,704)	(27,706)
Total equity attributable to equity holders of Parent Company	10,303,015	8,325,998
Non-controlling interests	(22,101)	45,450
Total Equity	10,280,914	8,371,448
TOTAL LIABILITIES AND EQUITY	₱20,247,330	₱18,924,695

See accompanying Notes to Interim Condensed Consolidated Financial Statements.

**PHINMA ENERGY CORPORATION
AND SUBSIDIARIES**

INTERIM CONDENSED CONSOLIDATED STATEMENTS OF INCOME (UNAUDITED)
(Amounts in Thousands, Except Per Share Figures)

	Three Months Ended June 30		Six Months Ended June 30	
	2019	2018	2019	2018
REVENUES				
Revenue from sale of electricity	₱4,925,775	₱4,411,117	₱8,310,370	₱8,105,236
Dividend income	5,474	6,625	7,585	7,384
Rental income	1,145	161	1,377	316
	4,932,394	4,417,903	8,319,332	8,112,936
COSTS AND EXPENSES				
Costs of sale of electricity (Note 18)	4,939,644	4,690,795	8,298,978	8,328,549
General and administrative expenses (Note 19)	144,583	194,659	281,065	350,347
	5,084,227	4,885,454	8,580,043	8,678,896
INTEREST AND OTHER FINANCE CHARGES	(121,116)	(107,049)	(235,839)	(213,848)
EQUITY IN NET INCOME (LOSSES) OF ASSOCIATES AND JOINT VENTURES	(136,991)	284,564	(60,035)	410,211
OTHER INCOME (LOSS) - NET (Note 20)	19,547	23,772	51,429	54,308
INCOME BEFORE INCOME TAX	(390,393)	(266,264)	(505,156)	(315,289)
PROVISION FOR (BENEFIT FROM) INCOME TAX				
Current	7,394	8,953	15,130	17,355
Deferred	12,440	(158,464)	36,167	(256,238)
	19,834	(149,511)	51,297	(238,883)
NET INCOME	(₱410,227)	(₱116,753)	(₱556,453)	(₱76,406)
Net Income (Loss) Attributable To:				
Equity holders of the Parent Company	(₱406,601)	(₱91,570)	(₱551,865)	(₱48,257)
Non-controlling interests	(3,626)	(25,183)	(4,588)	(28,149)
	(₱410,227)	(₱116,753)	(₱556,453)	(₱76,406)
Basic/Diluted Earnings Per Share (Note 22)	(₱0.08)	(₱0.02)	(₱0.11)	(₱0.01)

See accompanying Notes to Interim Condensed Consolidated Financial Statements

**PHINMA ENERGY CORPORATION
AND SUBSIDIARIES**

**INTERIM CONDENSED CONSOLIDATED STATEMENTS OF COMPREHENSIVE
INCOME (UNAUDITED)**
(Amounts in Thousands)

	Three Months Ended June 30		Six Months Ended June 30	
	2019	2018	2019	2018
NET INCOME FOR THE YEAR	(P410,227)	(P116,753)	(P556,453)	(P76,406)
OTHER COMPREHENSIVE INCOME (LOSS)				
<i>Other comprehensive income (loss) not to be reclassified directly to profit or loss in subsequent periods</i>				
Net changes in the fair market value of equity instruments at FVOCI	(11,001)	39	(14,959)	3,508
Income tax effect	2,321	(540)	2,427	(996)
	(8,680)	(501)	(12,532)	2,512
<i>Share in other comprehensive income (loss) of joint venture and an associate – net of deferred income tax</i>				
Share in other comprehensive income of an associate - net of deferred income tax	–	–	86	216
	–	–	86	216
OTHER COMPREHENSIVE LOSS FOR THE YEAR, NET OF TAX	(8,680)	(501)	(12,446)	2,728
TOTAL COMPREHENSIVE INCOME	(P418,907)	(P117,254)	(P568,899)	(P73,678)
Total Comprehensive Income (Loss) Attributable To:				
Equity holders of the Parent Company	(P415,281)	(P92,071)	(P564,311)	(P45,529)
Non-controlling interests	(3,626)	(25,183)	(4,588)	(28,149)
	(P418,907)	(P117,254)	(P568,899)	(P73,678)

See accompanying Notes to Interim Condensed Consolidated Financial Statements

**PHINMA ENERGY CORPORATION
AND SUBSIDIARIES**

**INTERIM CONDENSED CONSOLIDATED STATEMENTS OF CHANGES IN EQUITY (UNAUDITED)
FOR THE SEMESTERS ENDED JUNE 30, 2019 AND 2018
(Amounts in Thousands)**

	Attributable to Equity Holders of the Parent Company											Total Equity
	Capital Stock (Note 17)	Additional Paid-in Capital	Other Equity Reserve (Note 17)	Unrealized Fair Value Gains on AFS Investments	Unrealized Fair Value Gains (Losses) on Equity Investments at FVOCI	Remeasurement Gains (Losses) on Defined Benefit Plan	Accumulated Share in Other Comprehensive Gain (Losses) of a Joint Venture	Retained Earnings (Note 17)	Treasury Shares (Note 17)	Total	Non-controlling Interests	
BALANCES AT DECEMBER 31, 2018	₱4,889,775	₱83,768	₱18,338	₱-	₱59,772	₱536	(₱2,193)	₱3,303,708	(₱27,706)	₱8,325,998	₱45,450	₱8,371,448
Net income (loss)	-	-	-	-	-	-	-	(551,865)	-	(551,865)	(4,588)	(556,453)
Other comprehensive income (loss)	-	-	-	-	(63,316)	-	86	50,784	-	(12,446)	-	(12,446)
Total comprehensive income (loss)	-	-	-	-	(63,315)	-	86	(501,081)	-	(564,311)	(4,588)	(568,899)
Sale of equity investments at FVOCI	-	-	-	-	-	-	-	-	-	-	-	-
Issuance of stocks	2,632,000	-	-	-	-	-	-	-	-	2,632,000	-	2,632,000
Purchase of stocks	-	-	(90,674)	-	-	-	-	-	-	(90,674)	(62,963)	(153,637)
Dividends declared (Note 17)	-	-	-	-	-	-	-	-	-	-	-	-
Disposal of treasury shares (Note 22)	-	-	-	-	-	-	-	-	2	2	-	2
	-	-	(90,674)	-	-	-	-	-	2	2,541,328	(62,963)	2,478,365
BALANCES AT JUNE 30, 2019	₱7,521,775	₱83,768	(₱72,336)	₱-	(₱3,544)	₱536	(₱2,107)	₱2,802,627	(₱27,704)	₱10,303,015	(₱22,101)	₱10,280,914
BALANCES AT DECEMBER 31, 2017	₱4,889,775	₱83,768	₱18,338	₱85,924	₱-	(₱3,130)	(₱3,413)	₱4,018,980	(₱28,793)	₱9,061,449	₱78,110	₱9,139,559
Net income	-	-	-	-	-	-	-	(48,257)	-	(48,257)	(28,149)	(76,406)
Other comprehensive income (loss)	-	-	-	2,512	-	-	216	-	-	2,728	-	2,728
Total comprehensive income (loss)	-	-	-	2,512	-	-	216	(48,257)	-	(45,529)	(28,149)	(73,678)
Dividends declared	-	-	-	-	-	-	-	(195,591)	-	(195,591)	-	(195,591)
Cost of original issuance of stocks	-	-	-	-	-	-	-	-	-	-	-	-
Issuance of stock options	-	-	-	-	-	-	-	-	-	-	-	-
	-	-	-	-	-	-	-	(195,591)	-	(195,591)	-	(195,591)
BALANCES AT JUNE 30, 2018	₱4,889,775	₱83,768	₱18,338	₱88,436	₱-	(₱3,130)	(₱3,197)	₱3,775,132	(₱28,793)	₱8,820,329	₱49,961	₱8,870,290

See accompanying Notes to Interim Condensed Consolidated Financial Statements.

**PHINMA ENERGY CORPORATION
AND SUBSIDIARIES**

INTERIM CONDENSED CONSOLIDATED STATEMENTS OF CASH FLOWS
(Amounts in Thousands)

	For the Semesters Ended	
	June 30, 2019 <i>(Unaudited)</i>	June 30, 2018 <i>(Unaudited)</i>
CASH FLOWS FROM OPERATING ACTIVITIES		
Income before income tax	(P505,156)	(P315,289)
Adjustments for:		
Equity in net earnings of associates and joint ventures (Note 10)	60,035	(410,211)
Interest and other finance charges	235,839	213,848
Depreciation and amortization	197,220	200,494
Amortization of trading revenue	(193,644)	(197,916)
Provision for probable losses	34,493	48,263
Interest and other financial income (Note 20)	(33,693)	(35,777)
Foreign exchange loss – net	1,353	(20,902)
Pension and other employee benefits	2,092	6,822
PPE donated	47	–
Reversal of allowance for obsolescence	(96)	–
Dividend income	(7,585)	(7,384)
Loss (gain) on sale of:		
Asset held for sale	(14,289)	–
Derivatives	–	19,038
Investments	(1,375)	–
Inventories	4	–
Property, plant and equipment	(161)	–
Marketable Securities	(27,912)	(20)
Operating income before working capital changes	(252,828)	(499,034)
Decrease (increase) in:		
Receivables	(480,438)	29,559
Fuel and spare parts - at cost	167,159	(57,126)
Other current assets	(54,863)	(886,613)
Increase in accounts payable and other current liabilities	776,100	480,546
Net cash generated from (used in) operations	155,130	(932,668)
Income taxes paid	–	(13,407)
Net cash flows from (used in) operating activities	155,130	(946,075)
CASH FLOWS FROM INVESTING ACTIVITIES		
Additions to:		
Property, plant and equipment (Note 9)	(P26,111)	(P54,346)
Investments in subsidiaries, associates and joint venture	(278,636)	(12,500)
Deferred exploration costs (Note 11)	(4,147)	(3,120)
Financial assets	–	(32)
Proceeds from:		
Sale and redemption of investments held for trading	(681,692)	853,184
Sale of investments	343,348	–
Sale of available-for-sale investments	188,661	–
Sale of asset held for sale	61,858	–
Short-term investments	35,326	478,362

Forward

	For the Semesters Ended	
	June 30, 2019	June 30, 2018
	<i>(Unaudited)</i>	<i>(Unaudited)</i>
Proceeds from:		
Sale of property, plant and equipment	1,310	-
Sale of inventories	891	-
Insurance claim	-	17,448
Settlement of currency forward contracts	-	(9,190)
Increase in other noncurrent assets	(71,694)	159,212
Cash dividends received	7,585	229,890
Interest received	16,961	27,789
Net cash flows from investing activities	(406,340)	1,686,697
CASH FLOWS FROM FINANCING ACTIVITIES		
Proceeds from:		
Short-term debt (Note 14)	-	-
Long-term debt – net of issuance costs	-	-
Issuance of capital stock	2,632,000	-
Payments of:		
Interest on short-term and long-term loans	(180,182)	(208,127)
Long-term loans (Note 15)	(1,066,374)	(107,181)
Cash dividends	-	(195,591)
Finance leases	(13,586)	(4,227)
Decrease in due to stockholders	(1,470)	(3)
Increase (decrease) in pension and other employee benefits and other noncurrent liabilities	(26,824)	(49,414)
Net cash flows used in financing activities	1,343,564	(564,543)
EFFECT OF FOREIGN EXCHANGE RATE CHANGES ON CASH AND CASH EQUIVALENTS	(1,353)	20,902
NET INCREASE IN CASH AND CASH EQUIVALENTS	1,091,001	196,981
CASH AND CASH EQUIVALENTS AT BEGINNING OF YEAR	1,022,366	1,300,999
CASH AND CASH EQUIVALENTS AT END OF YEAR (Note 5)	₱2,113,367	₱1,497,980

See accompanying Notes to Interim Condensed Consolidated Financial Statements.

PHINMA ENERGY CORPORATION AND SUBSIDIARIES

NOTES TO INTERIM CONDENSED CONSOLIDATED FINANCIAL STATEMENTS (Amounts in Thousands, Except When Otherwise Indicated)

1. Corporate Information and Status of Operations

PHINMA Energy Corporation (“PHINMA Energy or the Parent Company”), incorporated on September 8, 1969, and registered with the Philippine Securities and Exchange Commission (SEC), is engaged in power generation and trading, oil and mineral exploration, development and production. The Parent Company is a licensed Retail Electricity Supplier (RES). As a RES, the Parent Company is allowed to supply electricity to the contestable market pursuant to the Electric Power Industry Reform Act. Other activities of the Parent Company include investing in various operating companies and financial instruments.

On February 7, 2019, Philippine Investment Management (PHINMA), Inc., PHINMA Corporation and AC Energy, Inc. (AC Energy) signed an investment agreement for AC Energy’s acquisition of the PHINMA, Inc. and PHINMA Corporation’s combined 51.476% stake in PHINMA Energy via a secondary share sale through the Philippine Stock Exchange (PSE).

On April 15, 2019, the Philippine Competition Commission (PCC) approved the sale of the combined stake of PHINMA, Inc. and PHINMA Corporation in PHINMA Energy to AC Energy. AC Energy made a tender offer for other shareholders on May 20, 2019 to June 19, 2019, with a total of 156,476 public shares of PHINMA Energy tendered during the tender offer period..

On June 24, 2019, the PSE confirmed the special block sale of PHINMA Energy shares to AC Energy. On the same day, AC Energy subscribed to 2.632 billion shares of PHINMA Energy. As of June 30, 2019, AC Energy directly owns 66.34% of the Parent Company’s total outstanding shares of stock.

The direct parent company (or intermediate parent company) of PHINMA Energy is AC Energy, while the ultimate parent company is Mermac, Inc. PHINMA Energy is managed by AC Energy under an existing management agreement, which was assigned by PHINMA, Inc. to AC Energy on June 24, 2019. PHINMA Energy, AC Energy and Mermac, Inc. are all incorporated and domiciled in the Philippines. PHINMA Energy and its subsidiaries below are collectively referred to as “the Company”.

The registered office address of the Parent Company is Level 11, PHINMA Plaza, 39 Plaza Drive, Rockwell Center, Makati City.

The Subsidiaries

PHINMA Power Generation Corporation (PHINMA Power)

PHINMA Power, formerly Trans-Asia Power Generation Corporation, was incorporated and registered with the SEC on March 18, 1996. PHINMA Power is engaged in power generation. In October 2006, the Philippine Electricity Market Corporation (PEMC) approved PHINMA Power’s application for registration as trading participant for both generation and customer categories in the Wholesale Electricity Spot Market (WESM). Both the Parent Company and PHINMA Power obtained membership in the WESM which allows them to participate in electricity trading managed by PEMC, including selling of excess generation to the WESM. Effective December 26, 2013, PHINMA Power entered into a Power Administration and Management Agreement (PAMA) valid for ten (10) years with PHINMA Energy for the administration and management by PHINMA Energy of the entire capacity and net output of PHINMA Power starting 2014. In addition to the

capacity fee, PHINMA Energy is billed by PHINMA Power for transmission and fuel costs. On January 12, 2018, PHINMA Power and the Parent Company amended the PAMA, providing for a higher capacity rate based on nominated capacity and billing of fuel recovery and utilization fee. The new PAMA became effective on March 26, 2018.

On January 23, 2017, PHINMA Power's Board of Directors (BOD) approved the amendment of the Articles of Incorporation to change the corporate name to PHINMA Power Generation Corporation. The amended Articles of Incorporation were issued by the SEC on June 2, 2017 while the Certificate of Registration was issued by the BIR on June 8, 2017.

One Subic Power Generation Corporation (One Subic Power)

One Subic Power was incorporated and registered with the SEC on August 4, 2010 to engage in the business of owning, constructing, operating, developing and maintaining all types of power generation plants. On November 18, 2010, PHINMA Energy and One Subic Power entered into a PAMA wherein PHINMA Energy administers and manages the entire generation output of the 116 MW diesel power plant in Subic, Olongapo City. The PAMA became effective on February 17, 2011 and shall be valid throughout the term of the lease agreement with Subic Bay Metropolitan Authority (SBMA). On May 12, 2014, PHINMA Power purchased from Udenna Energy Corporation (UDEC) the entire outstanding shares of stock of One Subic Power. Prior to the acquisition, One Subic Power was a wholly owned subsidiary of UDEC, a company incorporated and domiciled in the Philippines.

On January 23, 2017, One Subic Power's BOD approved the amendment of the Articles of Incorporation for the change in the primary purpose to include exploration, discovery, development, processing, and disposal of any and all kind of petroleum products. The amended Articles of Incorporation were approved by the SEC on June 19, 2017.

CIP II Power Corporation (CIPP)

CIPP was incorporated and registered with the SEC on June 2, 1998. CIPP is a utilities enterprise, the primary purpose of which was to develop and operate a power supply and distribution system at Carmelray Industrial Park II Special Economic Zone in Calamba, Laguna. In April 2009, CIPP sold its distribution assets resulting in the cessation of CIPP's operations and separation of substantially all of its employees effective January 31, 2010. On February 22, 2010 and March 24, 2010, the Parent Company's BOD and stockholders, respectively, approved the proposed merger of the Parent Company and CIPP subject to the approval by the SEC. In December 2010, CIPP's BOD approved the transfer of its 21 MW bunker C-fired power plant from Laguna to Barangay Quirino, Bacnotan, La Union which was completed in 2012. In 2013, CIPP and PHINMA Energy entered into a PAMA valid for ten (10) years for the latter's administration and management of the entire capacity and net output of CIPP. On January 12, 2018, CIPP and the Parent Company amended the PAMA, providing for the same capacity rate based on nominated capacity and billing of fuel recovery and utilization fee. The new PAMA became effective on March 26, 2018 and valid for then (10) years and is subject to regular review. As July 23, 2019, the Parent Company and CIPP have not filed their application for merger with the SEC and have deferred their plan for merger.

PHINMA Renewable Energy Corporation (PHINMA Renewable)

PHINMA Renewable, formerly Trans-Asia Renewable Energy Corporation, was incorporated and registered with the SEC on September 2, 1994. It was established with the primary purpose of developing and utilizing renewable energy and pursuing clean and energy-efficient projects. On May 20, 2013, the Department of Energy (DOE) confirmed the Declaration of Commerciality of PHINMA Renewable's 54 MW San Lorenzo Wind Power project (SLWP) in Guimaras. On October 7, 2014, the SLWP started delivering power to the grid and on February 16, 2015, PHINMA Renewable received from the DOE the confirmation of start of Commercial Operations declared on

December 27, 2014. On December 1, 2015, PHINMA Renewable received its Certificate of Compliance from the ERC. On December 8, 2015, PHINMA Renewable's BOD approved to increase its authorized capital stock from ₱2,000.00 million divided into 2 billion shares with par value of ₱1.00 per share to ₱5,000.00 million composed of ₱2,000.00 million common shares with par value of ₱1.00 per share and ₱3,000.00 million preferred shares with a par value of ₱1.00 per share. The increase in authorized capital stock was approved by the SEC on March 31, 2017. On January 30, 2017, PHINMA Renewable's BOD approved the amendment of the Articles of Incorporation to change the corporate name to PHINMA Renewable Energy Corporation. The amended Articles of Incorporation were issued by the SEC on June 13, 2017 while the Certificate of Registration was issued by the BIR on June 21, 2017.

One Subic Oil Distribution Corporation (One Subic Oil)

One Subic Oil, formerly Trans-Asia Gold and Minerals Development Corporation, was incorporated and registered with the SEC on July 2, 2007 to primarily engage in the business of mining and mineral exploration within the Philippines and other countries. On February 16, 2009, the BOD approved the suspension of exploration activities of One Subic Oil effective March 31, 2009. On August 9, 2017, One Subic Oil's BOD approved the amendment of the Articles of Incorporation to change the corporate name to One Subic Oil Distribution Corporation, to change its primary purpose to importation, storage, transportation, distribution and disposal of any and all kinds of fuel and petroleum products, and to change the principal office of the corporation to Causeway Extension, Subic Gateway District, Subic Bay Freeport Zone, Subic. The amended Articles of Incorporation were issued by the SEC on September 20, 2017 while the Certificate of Registration was issued by BIR on June 27, 2018. As at July 23, 2019, One Subic Oil has not started commercial operations for its petroleum distribution business.

PHINMA Petroleum and Geothermal, Inc. (PHINMA Petroleum)

PHINMA Petroleum, formerly Trans-Asia Petroleum Corporation, was incorporated and registered with the SEC on September 28, 1994. PHINMA Petroleum is engaged in oil exploration and well development. On November 28, 2012, the SEC approved the increase in authorized capital stock of PHINMA Petroleum from ₱40 million divided into 4 billion shares with a par value of ₱0.01 per share to ₱1 billion divided into 100 billion shares with a par value of ₱0.01 per share. It also approved the change in its name to Trans-Asia Petroleum Corporation and the primary purpose from power generation to oil and gas exploration and production.

On April 22, 2013, PHINMA Petroleum's BOD and stockholders voted to increase the par value of capital stock from ₱0.01 to ₱1.00 per share, which reduced the number of authorized capital stock from 100 billion to 1 billion and the issued and outstanding shares from 25 billion to 250 million. The increase in par value per share was approved by the SEC on June 3, 2013.

PHINMA Petroleum listed its shares with the PSE by way of introduction on August 28, 2014. On April 10, 2017, PHINMA Petroleum's BOD approved the amendment of its Articles of Incorporation to change PHINMA Petroleum's corporate name to PHINMA Petroleum and Geothermal, Inc. and to include in its primary and secondary purposes the exploration and development of geothermal resources. The amended Articles of Incorporation were issued by the SEC on May 31, 2017 while the Certificate of Registration was issued by the BIR on June 14, 2017.

PHINMA Energy conducted a Voluntary Tender Offer of PHINMA Petroleum shares on May 20, 2019 to June 19, 2019, with 3,332 PHINMA Petroleum public shares tendered during the tender offer period at ₱2.44 per share. On June 24, 2019, PHINMA Energy acquired the shares of PHINMA Inc and PHINMA Corporation in PPG representing 25.18% of PPG's total outstanding stock, thereby increasing PHINMA Energy's direct ownership of PHINMA Petroleum to 75.92%.

As at July 23, 2019, PHINMA Petroleum has not started commercial operations. The registered office address of PHINMA Petroleum is Level 11, PHINMA Plaza, 39 Plaza Drive, Rockwell Center, Makati City.

Palawan55 Exploration & Production Corporation (Palawan 55)

Palawan55 was incorporated and registered with the SEC on November 16, 2012. Palawan55 is engaged in the development and utilization of crude oil, natural gas, natural gas liquids and other forms of petroleum. As at November 6, 2018, Palawan55 has not started its commercial operations. The registered office address of Palawan55 is 11th Floor, PHINMA Plaza, 39 Plaza Drive, Rockwell Center, Makati City.

Material Interest in Joint Ventures

PHINMA Solar Energy Corporation (PHINMA Solar)

PHINMA Solar, formerly Trans-Asia Wind Power Corporation and a wholly owned subsidiary of the Parent Company, was incorporated and registered with the SEC on July 26, 2013. Its primary purpose is to construct, develop, own, operate, manage, repair and maintain wind power generation plants, to generate electricity from such power plants and to market and sell the electricity produced thereby. On January 30, 2017, PHINMA Solar's BOD approved the amendment of the Articles of Incorporation to change the corporate name to PHINMA Solar Energy Corporation, to include in its primary and secondary purposes the development, operation and maintenance of solar power generation plants and the development of solar products and to increase the number of directors to nine. The amended Articles of Incorporation were issued by the SEC on June 27, 2017 while the Certificate of Registration was issued by the BIR on June 30, 2017.

On December 11, 2018, the Parent Company and Union Galvasteel Corporation (UGC), a company under common control of PHINMA, Inc., entered into a Deed of Sale for the sale of the Parent Company's 50% interest in PHINMA Solar to UGC amounting to ₱225 million. As a result of the sale transaction, PHINMA Solar ceased to be a subsidiary of the Parent Company. In 2018, PHINMA Solar completed installation and commenced operations of two (2) solar panel projects.

On June 19, 2019, the Parent Company sold its remaining 50% interest in PHINMA Solar to PHINMA Corp for P218.3 million

South Luzon Thermal Energy Corporation (SLTEC)

On June 29, 2011, the Parent Company entered into a 50-50 joint venture agreement with AC Energy Holdings, Inc. (AC Energy) to form SLTEC, the primary purpose of which is to generate, supply and sell electricity to the public through the operation of a two (2) x 135 MW coal fired power plant in Calaca, Batangas. SLTEC was incorporated on July 29, 2011. The construction, testing and commissioning of the first unit of SLTEC Circulating Fluidized Bed Coal-fired Power Plant was completed during the first half of 2015 and started its commercial operations on April 24, 2015. The second unit started its commercial operation on February 21, 2016. On December 20, 2016, the Parent Company sold 5% interest in SLTEC to Axia Power Holdings Philippines Corporation (APHPC), which also purchased a 15% interest in SLTEC from AC Energy. The current ownership structure of SLTEC is as follows: 45% PHINMA Energy, 35% AC Energy, and 20% APHPC. The registered office address of SLTEC is KM. 117 National Road, Phoenix Industrial Park Phase II Puting Bato West, Calaca, Batangas.

ACTA Power Corporation (ACTA)

The Parent Company has 50% interest in ACTA, a joint venture with AC Energy. ACTA is engaged in the business of owning, developing, constructing, operating and maintaining power generation facilities as well as generation and sale of electricity. ACTA was incorporated on February 9, 2012

and has not started commercial operations as at July 23, 2019. The registered office address of the Parent Company is Level 11, PHINMA Plaza, 39 Plaza Drive, Rockwell Center, Makati City.

The interim condensed consolidated financial statements of the Company were authorized for issuance by the Parent Company's BOD on July 23, 2019.

2. Basis of Preparation and Consolidation and Statement of Compliance

Basis of Preparation and Statement of Compliance

The interim condensed consolidated financial statements of the Company for the six months ended June 30, 2019 have been prepared in accordance with Philippine Accounting Standard (PAS) 34, *Interim Financial Reporting*.

The interim condensed consolidated financial statements do not include all the information and disclosures required in the annual financial statements, and should be read in conjunction with the company's annual consolidated financial statements as at December 31, 2018.

The interim condensed consolidated financial statements were prepared on a historical cost basis, except for investments held for trading/ financial assets at fair value through profit or loss (FVTPL), derivative financial instruments, and available-for-sale (AFS) investments/ equity instruments at fair value through other comprehensive income (FVOCI) that have been measured at fair value. The interim condensed consolidated financial statements are presented in Philippine peso which is the Parent Company's functional and presentation currency. All values are rounded off to the nearest thousands (000), except par values, per share amounts, number of shares and when otherwise indicated.

Basis of Consolidation

The interim condensed consolidated financial statements comprise the financial statements of the Parent Company and its subsidiaries as at June 30, 2019 and December 31, 2018. The financial statements of the subsidiaries are prepared for the same reporting year as the Parent Company using uniform accounting policies. When necessary, adjustments are made to the separate financial statements of the subsidiaries to bring its accounting policies in line with the Parent Company's accounting policies.

Control is achieved when the Company is exposed, or has rights, to variable returns from its involvement with the investee and has the ability to affect those returns through its power over the investee. Specifically, the Company controls an investee if, and only if, the Company has:

- power over the investee (i.e., existing rights that give it the current ability to direct the relevant activities of the investee);
- exposure, or rights, to variable returns from its involvement with the investee; and
- the ability to use its power over the investee to affect its returns.

The Company reassesses whether or not it controls an investee if facts and circumstances indicate that there are changes to one or more of the three elements of control. Consolidation of a subsidiary begins when the Company obtains control over the subsidiary and ceases when the Company loses control of the subsidiary. Assets, liabilities, income and expenses of a subsidiary acquired or disposed of during the period are included in the interim condensed consolidated financial statements from the date the Company gains control until the date the Company ceases to control the subsidiary.

Profit or loss and each component of other comprehensive income (OCI) are attributed to the equity holders of the parent of the Company and to the non-controlling interests (NCI), even if this results in the NCI having a deficit balance. All intra-group assets and liabilities, equity, income, expenses and cash flows relating to transactions between members of the Company are eliminated in full on consolidation.

A change in the ownership interest of a subsidiary, without a loss of control, is accounted for as an equity transaction.

If the Company loses control over a subsidiary, it derecognizes the related assets (including goodwill), liabilities, NCI and other components of equity while any resultant gain or loss is recognized in the interim condensed consolidated statement of income. Any investment retained is recognized at fair value.

NCI represents the interests in the subsidiaries not held by the Parent Company, and are presented separately in the interim condensed consolidated statement of income and within equity in the interim condensed consolidated statement of financial position, separately from equity attributable to holders of the Parent Company. NCI shares in losses even if the losses exceed the NCI in the subsidiary.

The interim condensed consolidated financial statements include the accounts of the Parent Company and the following subsidiaries as at June 30, 2019 and December 31, 2018:

As at June 30, 2019

	Principal Activities	Percentage of Ownership (%)	
		Direct	Indirect
PHINMA Power	Power generation	100.00	–
CIPP	Power generation	100.00	–
PHINMA Renewable	Renewable energy generation	100.00	–
One Subic Oil	Distribution of petroleum products*	100.00	–
One Subic Power	Power generation	–	100.00
PHINMA Petroleum	Oil, gas, and geothermal exploration	75.92	0.40
Palawan55	Oil and gas exploration	30.65	52.93

*Mineral exploration in 2016

As at December 31, 2018

	Principal Activities	Percentage of Ownership (%)	
		Direct	Indirect
PHINMA Power	Power generation	100.00	–
CIPP	Power generation	100.00	–
PHINMA Renewable	Renewable energy generation	100.00	–
One Subic Oil	Distribution of petroleum products*	100.00	–
One Subic Power	Power generation	–	100.00
PHINMA Petroleum	Oil, gas, and geothermal exploration	50.74	0.40
Palawan55	Oil and gas exploration	30.65	35.46

*Mineral exploration in 2016

3. Summary of Significant Accounting Policies and Disclosures

Changes in Accounting Policies and Disclosures

The accounting policies adopted are consistent with those of the previous financial year, except that the Company has adopted the following new accounting pronouncements starting January 1, 2019. Adoption of these pronouncements either did not have any significant impact on the Company's financial position or performance unless otherwise indicated.

- *Amendments to PFRS 9, Prepayment Features with Negative Compensation*

Under PFRS 9, a debt instrument can be measured at amortized cost or at fair value through other comprehensive income, provided that the contractual cash flows are 'solely payments of principal and interest on the principal amount outstanding' (the SPPI criterion) and the instrument is held within the appropriate business model for that classification. The amendments to PFRS 9 clarify that a financial asset passes the SPPI criterion regardless of the event or circumstance that causes the early termination of the contract and irrespective of which party pays or receives reasonable compensation for the early termination of the contract. The amendments should be applied retrospectively and are effective from January 1, 2019, with earlier application permitted.

- *PFRS 16, Leases*

PFRS 16 sets out the principles for the recognition, measurement, presentation and disclosure of leases and requires lessees to account for all leases under a single on-balance sheet model similar to the accounting for finance leases under PAS 17, *Leases*. The standard includes two recognition exemptions for lessees – leases of 'low-value' assets (e.g., personal computers) and short-term leases (i.e., leases with a lease term of 12 months or less). At the commencement date of a lease, a lessee will recognize a liability to make lease payments (i.e., the lease liability) and an asset representing the right to use the underlying asset during the lease term (i.e., the right-of-use asset). Lessees will be required to separately recognize the interest expense on the lease liability and the depreciation expense on the right-of-use asset.

Lessees will also be required to remeasure the lease liability upon the occurrence of certain events (e.g., a change in the lease term, a change in future lease payments resulting from a change in an index or rate used to determine those payments). The lessee will generally recognize the amount of the remeasurement of the lease liability as an adjustment to the right-of-use asset.

Lessor accounting under PFRS 16 is substantially unchanged from today's accounting under PAS 17. Lessors will continue to classify all leases using the same classification principle as in PAS 17 and distinguish between two types of leases: operating and finance leases.

PFRS 16 also requires lessees and lessors to make more extensive disclosures than under PAS 17.

A lessee can choose to apply the standard using either a full retrospective or a modified retrospective approach. The standard's transition provisions permit certain reliefs.

The Company is currently assessing the impact of adopting PFRS 16.

- Amendments to PAS 19, *Employee Benefits, Plan Amendment, Curtailment or Settlement*

The amendments to PAS 19 address the accounting when a plan amendment, curtailment or settlement occurs during a reporting period. The amendments specify that when a plan amendment, curtailment or settlement occurs during the annual reporting period, an entity is required to:

- Determine current service cost for the remainder of the period after the plan amendment, curtailment or settlement, using the actuarial assumptions used to remeasure the net defined benefit liability (asset) reflecting the benefits offered under the plan and the plan assets after that event.
- Determine net interest for the remainder of the period after the plan amendment, curtailment or settlement using: the net defined benefit liability (asset) reflecting the benefits offered under the plan and the plan assets after that event; and the discount rate used to remeasure that net defined benefit liability (asset).

The amendments also clarify that an entity first determines any past service cost, or a gain or loss on settlement, without considering the effect of the asset ceiling. This amount is recognized in profit or loss. An entity then determines the effect of the asset ceiling after the plan amendment, curtailment or settlement. Any change in that effect, excluding amounts included in the net interest, is recognized in other comprehensive income.

The amendments apply to plan amendments, curtailments, or settlements occurring on or after the beginning of the first annual reporting period that begins on or after January 1, 2019, with early application permitted. These amendments will apply only to any future plan amendments, curtailments, or settlements of the Company.

- Amendments to PAS 28, *Long-term Interests in Associates and Joint Ventures*

The amendments clarify that an entity applies PFRS 9 to long-term interests in an associate or joint venture to which the equity method is not applied but that, in substance, form part of the net investment in the associate or joint venture (long-term interests). This clarification is relevant because it implies that the expected credit loss model in PFRS 9 applies to such long-term interests.

The amendments also clarified that, in applying PFRS 9, an entity does not take account of any losses of the associate or joint venture, or any impairment losses on the net investment, recognized as adjustments to the net investment in the associate or joint venture that arise from applying PAS 28, *Investments in Associates and Joint Ventures*.

The amendments should be applied retrospectively and are effective from January 1, 2019, with early application permitted.

- Philippine Interpretation IFRIC-23, *Uncertainty over Income Tax Treatments*

The interpretation addresses the accounting for income taxes when tax treatments involve uncertainty that affects the application of PAS 12, *Income Taxes*, and does not apply to taxes or levies outside the scope of PAS 12, nor does it specifically include requirements relating to interest and penalties associated with uncertain tax treatments.

The interpretation specifically addresses the following:

- Whether an entity considers uncertain tax treatments separately
- The assumptions an entity makes about the examination of tax treatments by taxation authorities
- How an entity determines taxable profit (tax loss), tax bases, unused tax losses, unused tax credits and tax rates
- How an entity considers changes in facts and circumstances

An entity must determine whether to consider each uncertain tax treatment separately or together with one or more other uncertain tax treatments. The approach that better predicts the resolution of the uncertainty should be followed.

- *Annual Improvements to PFRSs 2015-2017 Cycle*

- *Amendments to PFRS 3, Business Combinations, and PFRS 11, Joint Arrangements, Previously Held Interest in a Joint Operation*

The amendments clarify that, when an entity obtains control of a business that is a joint operation, it applies the requirements for a business combination achieved in stages, including remeasuring previously held interests in the assets and liabilities of the joint operation at fair value. In doing so, the acquirer remeasures its entire previously held interest in the joint operation.

A party that participates in, but does not have joint control of, a joint operation might obtain joint control of the joint operation in which the activity of the joint operation constitutes a business as defined in PFRS 3. The amendments clarify that the previously held interests in that joint operation are not remeasured.

An entity applies those amendments to business combinations for which the acquisition date is on or after the beginning of the first annual reporting period beginning on or after January 1, 2019 and to transactions in which it obtains joint control on or after the beginning of the first annual reporting period beginning on or after January 1, 2019, with early application permitted.

- *Amendments to PAS 12, Income Tax Consequences of Payments on Financial Instruments Classified as Equity*

The amendments clarify that the income tax consequences of dividends are linked more directly to past transactions or events that generated distributable profits than to distributions to owners. Therefore, an entity recognizes the income tax consequences of dividends in profit or loss, other comprehensive income or equity according to where the entity originally recognized those past transactions or events.

An entity applies those amendments for annual reporting periods beginning on or after January 1, 2019, with early application is permitted.

- *Amendments to PAS 23, Borrowing Costs, Borrowing Costs Eligible for Capitalization*

The amendments clarify that an entity treats as part of general borrowings any borrowing originally made to develop a qualifying asset when substantially all of the activities necessary to prepare that asset for its intended use or sale are complete.

An entity applies those amendments to borrowing costs incurred on or after the beginning of the annual reporting period in which the entity first applies those amendments. An entity applies those amendments for annual reporting periods beginning on or after January 1, 2019, with early application permitted.

4. Operating Segments

The Company is divided into two reportable operating segments based on the nature of the services provided - Power and Petroleum. Management monitors the operating results of its business units separately for the purpose of making decisions about resource allocation and performance assessment. Segment performance is evaluated based on operating profit or loss and is measured consistently with operating profit or loss in the interim condensed consolidated financial statements.

	For the six months ended June 30, 2019				
	Power	Petroleum	Segment Total	Adjustments and Eliminations	Consolidated
Revenue	P8,310,370	P-	P8,310,370	P8,962	P8,319,332
Costs and expenses	8,471,384	14,418	8,485,802	94,241	8,580,043
Other income (expense) – net					
Equity in net earnings of associates and joint ventures	(60,035)	-	(60,035)	-	(60,035)
Interest and other financial charges	(63,551)	-	(63,551)	(172,288)	(235,839)
Interest and other financial income	-	-	-	33,693	33,693
Gain (loss) on sale of:					
Asset held for sale	14,289	-	14,289	-	14,289
Investments	1,375	-	1,375	-	1,375
Property, plant and equipment	158	-	158	3	161
Inventory	(4)	-	(4)	-	(4)
Foreign exchange loss	-	-	-	(1,020)	(1,020)
Marked-to-market gain on derivatives	-	-	-	-	-
Others	108	-	108	2,827	2,935
Segment profit	(268,674)	(14,418)	(283,092)	(222,064)	(505,156)
	As at June 30, 2019				
Operating assets	P15,606,688	P43,773	P15,650,461	P4,596,869	P20,247,330
Operating liabilities	P4,428,483	P18,468	P4,446,951	P5,519,465	P9,966,416
Other disclosure					
Capital expenditures	P26,036	P-	P26,036	P75	P26,111
Disposal of assets	7,444	-	7,444	4,370	11,814
Investments and advances	4,045,131	-	4,045,131	631	4,045,762
Depreciation and amortization	187,989	225	188,214	9,006	197,220
Provision for income tax	-	-	-	51,297	51,297

For the six months ended June 30, 2018					
	Power	Petroleum	Segment Total	Adjustments and Eliminations	Consolidated
Revenue	₱8,123,040	₱-	₱8,123,040	₱7,700	₱8,130,740
Costs and expenses	(8,501,411)	(96,285)	(8,597,696)	(99,004)	(8,696,700)
Other income (expense) – net					
Interest and other financial charges	(66,382)	-	(66,382)	(147,466)	(213,848)
Interest and other financial income	-	-	-	35,777	35,777
Equity in net earnings of associates and joint ventures	410,211	-	410,211	-	410,211
Gain on sale of AFS investments	-	-	-	20	20
Marked-to-market gain on derivatives	-	-	-	(19,038)	(19,038)
Foreign exchange loss	-	-	-	35,304	35,304
Others	83	-	83	2,162	2,245
Segment profit	(34,459)	(96,285)	(130,744)	(184,545)	(315,289)
As at June 30, 2018					
Operating assets	₱15,570,035	₱34,821	₱15,604,856	₱4,030,923	₱19,635,779
Operating liabilities	₱5,459,919	₱6,944	₱5,466,863	₱5,298,626	₱10,765,489
Other disclosure					
Capital expenditures	₱48,468	₱4,709	₱53,177	₱1,169	₱54,346
Disposal of assets	115	-	115	-	115
Investments and advances	4,257,392	-	4,257,392	631	4,258,023
Depreciation and amortization	190,921	228	191,149	9,345	200,494
Provision for income tax	-	-	-	(238,883)	(238,883)

Adjustments and Eliminations

Interest and other financial income, including fair value gains and losses on financial assets are not allocated to individual segments as the underlying instruments are managed on a group basis. Likewise, certain operating expenses and finance-related charges are managed on a group basis and are not allocated to operating segments.

Current taxes, deferred taxes and certain financial assets and liabilities are not allocated to those segments as they are also managed on a group basis.

Capital expenditures consist of additions to property, plant and equipment. Investments and advances consist of investments and cash advances to the Company's associates and joint ventures.

Reconciliation of profit

	Jan-Jun 2019	Jan-Jun 2018
Segment total profit before adjustments and eliminations	(P283,092)	(P130,744)
Dividend income	7,585	7,384
Rent Income	1,377	316
General and administrative expense	(94,241)	(99,004)
Interest and other financial charges	(172,288)	(147,466)
Interest and other financial income	33,693	35,777
Other income – net	1,810	18,448
Income before income tax	(P505,156)	(P315,289)

Other income - net include foreign exchange gain (loss), gain(loss) on sale of property, plant and equipment and AFS investments/ financial assets at FVOCI, provision for probable losses, gain (loss) on derivatives and other miscellaneous income (expense) which are managed on a group basis and are not allocated to operating segments.

Reconciliation of assets

	June 2019	December 2018
Segment operating assets	P15,650,461	P16,155,385
<i>Current assets</i>		
Cash and cash equivalents	2,113,367	1,022,366
Short-term investments	–	35,326
Financial assets at FVTPL	1,487,478	743,739
Receivables and other current assets	399,663	69,781
<i>Noncurrent assets</i>		
Property, plant and equipment	16,612	47,361
Investments in an associate, financial assets at FVOCI and financial assets at FVTPL	20,308	264,078
Investment property	13,085	13,085
Deferred income tax asset - net	220,170	261,346
Other noncurrent assets	326,186	312,228
Total assets	P20,247,330	P18,924,695

Reconciliation of liabilities

	June 2019	December 2018
Segment operating liabilities	₱4,446,951	₱5,177,760
<i>Current liabilities</i>		
Accounts payable and other current liabilities	1,242,449	107,502
Income and withholding taxes payable	29,427	11,762
Due to stockholders	15,181	16,651
Short-term loan		400,000
Current portion of long-term loans	557,683	157,683
<i>Noncurrent liabilities</i>		
Long term loans - net of current portion	3,542,270	4,546,463
Deferred income tax liabilities - net	88,111	95,180
Pension and other employee benefits	44,344	40,246
Total liabilities	₱9,966,416	₱10,553,247

5. Cash and Cash Equivalents

	June 2019	December 2018
Cash on hand and in banks	₱990,179	₱151,317
Short-term deposits	1,123,188	871,049
	₱2,113,367	₱1,022,366

Cash in banks earn interest at the respective bank deposit rates for its peso and dollar accounts.

Short-term deposits are made for varying periods between one day and three months depending on the immediate cash requirements of the Company and earn interest at the respective short-term deposit rates.

Short-term deposits include debt service reserves amounting to ₱54.77 million as at June 30, 2019 and December 31, 2018 for the wind project loan facility (see Note 15).

6. Receivables

	June 2019	December 2018
Trade	₱2,370,157	₱2,168,099
Due from related parties (see Note 21)	613,566	333,576
Receivables from:		
Third parties	178,292	179,550
Assignment of Mineral Production Sharing Agreement (MPSA) (see Note 11)	39,365	39,365
Consortium - SC 50	20,000	20,000
Consortium - SC 52 (see Note 11)	19,444	19,444
Employees	6,884	2,881
Others	5,674	9,461
	3,253,382	2,772,376
Less allowance for doubtful accounts	145,085	145,085
	₱3,108,297	₱2,627,291

Trade receivables mainly represent receivables from PEMC, NGCP, National Transmission Corporation (TransCo) for the FIT and from the Company's bilateral customers. Trade receivables consist of noninterest-bearing and interest-bearing receivables. The term is generally 30 to 60 days.

Receivables from third parties as at December 31, 2018 mainly represent the current portion of the Company's non-interest bearing receivables from NGCP (see Note 12).

The aging analysis of receivables is as follows:

	June 2019						
	Neither Past Due nor		Past Due but not Impaired				Past Due and
	Total	Impaired	<30 Days	30-60 Days	61-90 Days	More than 90 Days	Impaired
Trade	₱2,370,157	₱1,553,862	₱26,219	₱182,195	₱44,861	₱501,157	₱51,603
Due from related parties	613,566	303,392	-	-	-	310,174	10,260
Others	269,659	179,807	-	516	32	6,082	83,222
	₱3,253,382	₱2,037,061	₱26,219	₱182,711	₱44,893	₱817,413	₱145,085

	December 2018						
	Neither Past Due nor		Past Due but not Impaired				Past Due and
	Total	Impaired	<30 Days	30-60 Days	61-90 Days	More than 90 Days	Impaired
Trade	₱2,168,099	₱1,712,945	₱40,844	₱19,387	₱191,896	₱148,354	₱51,603
Due from related parties	333,576	320,642	-	-	-	2,674	10,260
Others	270,701	183,751	8	106	39	6,645	83,222
	₱2,772,376	₱2,217,338	₱40,852	₱19,493	₱191,935	₱157,673	₱145,085

The movements in the allowance for credit losses on individually impaired receivables is as follows:

	Trade	Others	Total
Balances at January 1, 2018	₱38,763	₱82,103	₱120,867
Effect of adoption of PFRS 9	-	-	-
Provision for the year - net	23,098	1,120	24,218
Balances at December 31, 2018	61,861	83,223	145,085
Provision for the semester	-	-	-
Balances at June 30, 2019	₱61,861	₱83,223	₱145,085

7. Fuel and Spare Parts

	June 2019	December 2018
Fuel - at cost	₱153,652	₱317,923
Spare parts - at net realizable value	92,039	95,750
	₱245,691	₱413,673

Fuel charged to "Costs of sale of electricity" in the interim condensed consolidated statements of income amounted to ₱904.17 million and ₱543.75 million during the first half of 2019 and 2018, respectively (see Note 18).

8. Other Current Assets

	June 2019	December 2018
Deposits	₱60,720	₱100,185
Prepaid expenses	49,607	82,577
Derivative asset (see Note 23)	4	4
Other current assets	854	–
	₱111,185	₱182,766

Prepaid expenses pertain to insurance, taxes, rent and other expenses paid in advance.

Deposits include advances to suppliers and land owners and deposits to distribution utilities.

9. Property, Plant and Equipment

The details and movements of this account as of June 30 and for the year ended December 31 are shown below:

	June 2019							
	Land and Land Improvements	Buildings and Improvements	Machinery and Equipment	Transportation Equipment	Tools and Other Miscellaneous Assets	Office Furniture, Equipment and Others	Construction in Progress	Total
Cost								
Balance at beginning of year	₱252,241	₱489,170	₱6,863,611	₱38,971	₱68,746	₱51,179	₱419	₱7,764,337
Additions	–	2,141	19,259	–	2,332	2,379	–	26,111
Retirement	–	–	–	–	–	–	–	–
Insurance claim	–	–	–	–	–	–	–	–
Disposal	–	–	–	(11,525)	(23)	(266)	–	(11,814)
Reclassification	–	–	–	–	–	–	–	–
Balance at end of the quarter	252,241	491,311	6,882,870	27,446	71,055	53,292	419	7,778,634
Accumulated depreciation								
Balance at beginning of year	1,236	363,926	1,466,138	20,642	33,968	40,859	–	1,926,769
Depreciation	–	11,121	170,781	3,300	1,859	2,064	–	189,125
Disposal	–	–	–	(10,406)	(14)	(199)	–	(10,619)
Retirement	–	–	–	–	–	–	–	–
Reclassification	–	–	–	–	–	–	–	–
Balance at end of the quarter	1,236	375,047	1,636,919	13,537	35,813	42,725	–	2,105,275
Accumulated impairment loss								
Balance at beginning of year	–	933	75,672	–	–	–	–	76,605
Depreciation	–	–	–	–	–	–	–	–
Disposal	–	–	–	–	–	–	–	–
Retirement	–	–	–	–	–	–	–	–
Reclassification	–	–	–	–	–	–	–	–
Balance at end of the quarter	–	933	75,672	–	–	–	–	76,605
Net Book Value	₱251,005	₱115,331	₱5,170,280	₱13,909	₱35,243	₱10,567	₱419	₱5,596,754

December 2018

	Land and Land Improvements	Buildings and Improvements	Machinery and Equipment	Transportation Equipment	Tools and Other Miscellaneous Assets	Office Furniture, Equipment and Others	Construction in Progress	Total
Cost								
Balance at beginning of year	₱252,241	₱476,418	₱6,881,019	₱38,869	₱54,662	₱60,750	₱419	₱7,764,378
Additions	–	10,907	83,571	2,891	15,705	2,070	4,536	119,680
Disposals	–	–	–	(2,789)	(1,125)	(11,525)	–	(15,439)
Deconsolidation	–	–	(6,083)	–	–	(116)	(4,536)	(10,735)
Insurance claim	–	–	(90,146)	–	–	–	–	(90,146)
Transfer to asset held for sale	–	–	(4,750)	–	(496)	–	–	(5,246)
Transfer from investment property	–	1,845	–	–	–	–	–	1,845
Balance at end of year	252,241	489,170	6,863,611	38,971	68,746	51,179	419	7,764,337
Accumulated depreciation								
Balance at beginning of year	1,236	288,599	1,175,938	15,942	29,201	47,589	–	1,558,505
Depreciation	–	75,327	290,354	7,489	6,388	4,813	–	384,371
Disposals	–	–	–	(2,789)	(1,125)	(11,518)	–	(15,432)
Deconsolidation	–	–	(154)	–	–	(25)	–	(179)
Transfer to asset held for sale	–	–	–	–	(496)	–	–	(496)
Balance at end of year	1,236	363,926	1,466,138	20,642	33,968	40,859	–	1,926,769
Accumulated impairment loss								
Balance at beginning of year	–	–	75,672	–	–	–	–	75,672
Allowance for impairment loss	–	933	1,133	–	–	–	–	2,066
Transfer to asset held for sale	–	–	(1,133)	–	–	–	–	(1,133)
Balance at end of year	–	933	75,672	–	–	–	–	76,605
Net Book Value	₱251,005	₱124,311	₱5,321,801	₱18,329	₱34,778	₱10,320	₱419	₱5,760,963

Depreciation is calculated on a straight-line basis over the estimated useful lives of the assets, which are as follows:

<u>Category</u>	<u>Years</u>
Buildings and improvements	6-25 years
Machinery and equipment	9-25 years
Transportation equipment	3-5 years
Land improvements	10 years
Mining and other equipment	10 years
Office furniture, equipment and others	3-10 years

Purchase of Power Barges

On July 8, 2015, Power Barges 101, 102 and 103 were officially transferred from Power Sector and Liabilities Management Corporation (PSALM) to PHINMA Energy after its sale in 2014. In February 2016, Power Barges 101 and 102 received their respective Certificates of Compliance and started operations and all related capitalized costs were reclassified from “Construction in Progress” to “Machinery and Equipment”. As at December 31, 2017, the total costs capitalized to Power Barges 101 and 102 included under “Machinery and Equipment” account amounted to ₱386.42 million. These costs include the purchase price and all other dry-docking and repair costs.

In October 2017, Power Barge 103 received its Certificate of Compliance from the ERC. All related costs capitalized to Power Barge 103 were reclassified from Construction in Progress to Machineries and Equipment. The carrying amount of Power Barge 103 included in Machinery and Equipment amounted to ₱171.83 million and ₱161.97 million as at June 30, 2019 and December 31, 2018, respectively.

Wind Projects

On October 7, 2014, the 54 MW Wind Power project in San Lorenzo, Guimaras started delivering power to the grid. Commercial operations started on December 27, 2014. The carrying amounts of the wind farm included under “Machinery and equipment” account as at June 30, 2019 and December 31, 2018 amounted to ₱4,208.28 million and ₱4,310.28 million, respectively, while those under “Land and land improvements” account as at June 30, 2019 and December 31, 2018 amounted to ₱197.18 million.

PHINMA Renewable commissioned wind measuring devices in several sites. Three devices were already decommissioned earlier due to low wind regime and typhoon damage. Wind masts in Aparri and Ballesteros were decommissioned in January and February 2016, respectively, due to their deteriorated condition, rendering both structures unsafe. Wind masts located in Sibunag and San Lorenzo, Guimaras were likewise decommissioned in May and June 2016, respectively, also due to their deteriorated condition.

On December 23, 2016, a new wind mast was installed in San Lorenzo, Guimaras for wind resource analysis and correlation with the 54 MW San Lorenzo Wind Farm. In May 2017, the wind mast in Nueva Valencia was decommissioned due to its deteriorated condition. As at November 6, 2018, PHINMA Renewable’ remaining wind measuring device continue to gather wind resource measurements at San Lorenzo.

Sale of Transmission Assets

PHINMA Renewable and CIPP executed Deeds of Sale with the NGCP on April 22, 2016 and May 23, 2016, respectively, for the disposition of transmission assets and PHINMA Renewable’s submarine cable pursuant to Section 8 of RA No. 9136 or the EPIRA and the ERC decisions.

As at date of sale, the carrying value of transmission assets and submarine cables sold by PHINMA Renewable and CIPP amounted to ₱660.15 million and ₱65.17 million, respectively. Receivables from NGCP arising from these sales are included under “Receivables” and “Other noncurrent assets” (see Notes 6 and 12).

Land Held under Finance Leases

The Company entered into finance leases of land in Barangay Suclaran and Cabano in San Lorenzo, Guimaras and Barangay Zaldivar and Sawang in Buenavista, Guimaras to facilitate the construction of the San Lorenzo wind farm. The carrying amount of land held under finance leases, included under “Land and land improvements”, as at June 30, 2019 and December 31, 2018 amounted to ₱116.81 million.

Mortgaged Property and Equipment

PHINMA Renewable’s wind farm with carrying value of ₱4,208.28 million and ₱4,310.28 million included under “Machinery and Equipment” account is mortgaged as security for the long term loan as at June 30, 2019 and December 31, 2018 (see Note 15).

10. Investments and Advances

Details of investments in associates and interests in joint ventures and the carrying amounts as at June 30 and December 31 are as follows:

	Percentage of Ownership	June 2019	December 2018
Investments in associates:			
Maibarara Geothermal, Inc. (MGI)	25.00	₱681,665	₱630,173
Asia Coal Corporation (Asia Coal)*	28.18	631	631
Union Aggregates Corporation (UAC)**	31.25	-	-
		682,296	630,804
Interests in joint ventures:			
SLTEC	45.00	3,327,121	3,438,199
PHINMA Solar	50.00	-	217,005
ACTA	50.00	36,345	36,676
		3,363,466	3,691,880
		₱4,045,762	₱4,322,684

*Shortened corporate life to October 31, 2009.

**Ceased operations.

The details and movements of investments as well as the advances in associates and interests in joint ventures accounted for under the equity method are as follows:

	June 2019	December 2018
Investment in an associate and interests in joint ventures		
Acquisition costs:		
Balance at beginning of the period	₱3,911,572	₱3,675,257
Additions	-	236,315
Disposal	(225,000)	-
Balance at end of the period	3,686,572	3,911,572
Accumulated equity in net earnings (losses):		
Balance at beginning of the period	397,633	370,086
Equity in net earnings for the period	(59,949)	532,460
Disposal	8,027	-
Dividend received	-	(504,913)
Balance at end of the period	345,711	397,633

	June 2019	December 2018
Accumulated share in OCI:		
Balance at beginning of the period	(2,193)	(3,413)
Share in OCI (loss)	-	1,220
Balance at end of the period	(2,193)	(2,193)
Other equity transactions:		
Balance at beginning of the period	17,231	17,231
Accumulated impairment losses	1,559	(1,559)
	4,045,762	4,322,684
Advances to an associate and a joint venture		
Balance at beginning of the period	-	-
Additions	-	-
Advances converted to investment*	-	-
Balance at end of the period	-	-
Total investments and advances	P4,045,762	P4,322,684

* ACTA's application for increase in authorized capital stock was approved on January 25, 2016. Consequently, the advances were reclassified to investments in joint ventures. In 2017, advances to MGI were converted to an investment in associate.

Investments in Associates

MGI

The Parent Company subscribed to 25% of the capital stock of MGI which was incorporated and registered with the SEC on August 11, 2010, to implement the integrated development of the Maibarara geothermal field in Calamba, Laguna and Sto. Tomas, Batangas for power generation. MGI's registered business address is 7th F JMT Building, ADB Avenue, Ortigas Center, Pasig City.

The summarized financial information of MGI, a material associate of the Parent Company, as at and for the six months ended June 30, 2019 and for the year ended December 31, 2018 and the reconciliation with the carrying amount of the investments and advances in the interim condensed consolidated financial statements are shown below:

Summarized Statements of Financial Position

	June 2019	December 2018
Current assets	P1,315,219	P997,778
Noncurrent assets	4,667,001	4,860,066
Total assets	5,982,220	5,857,844
Current liabilities	(383,865)	(450,925)
Noncurrent liabilities	(2,871,695)	(2,887,058)
Net assets	2,726,660	2,519,861
Proportion of the Company's ownership	25%	25%
Carrying amount of investments	P681,665	P629,965

Summarized Statements of Income

	For the six months ended June 30	
	2019	2018
Revenue from sale of electricity	₱617,237	₱476,236
Costs of sale of electricity	(296,198)	(230,671)
Gross profit	321,039	245,565
Interest expense - net	(96,556)	(74,209)
General and administrative expenses	(20,061)	(19,092)
Other income (charges) - net	46	235
Income before income tax	204,468	152,499
Provision for income tax	(1,154)	69
Net income	₱205,622	₱152,430
OCI	346	864
Total comprehensive income	₱205,968	₱153,294

On September 16, 2011, the Parent Company entered into an ESA with MGI under which the Parent Company will purchase the entire net electricity output of MGI's power plant for a period of 20 years at an agreed price, subject to certain adjustments. Commercial operations of MGI started in February 2014.

The Parent Company is also a Project Sponsor for MGI's ₱2.40 billion Term Loan Facility for the 20 MW Maibarara Geothermal Power Plant and ₱1.40 billion Project Loan Facility for its 12 MW Maibarara Expansion Project. In the event of a default of MGI, as a Project Sponsor, the Company is obligated to:

- assign, mortgage or pledge all its right, title and/or interest in and its shares of stocks in MGI, including those that may be issued in the name of the Parent Company;
- assign its rights and/or interests in the Joint Venture Agreement executed on May 19, 2010 with PNOG Renewables Corporation;
- secure the debt service reserve account (DSRA) with a standby letter of credit, when reasonably required and pursuant to the terms of the facilities;
- guarantee the completion of the projects and for this purpose, the Parent Company undertakes to:
 - i. contribute to MGI its pro-rata share of the funds necessary to enable MGI to complete the construction of its projects; and
 - ii. make cash advances or otherwise arrange to provide MGI with funds sufficient to complete construction, in the event that MGI does not have sufficient funds available to cover the full cost of constructing and completing the project due to costs overrun.

The loan covenants covering the outstanding debt of MGI include, among others, maintenance of debt-to-equity and debt-service ratios. As at September 30, 2018 and December 31, 2017, MGI is in compliance with the said loan covenants.

In 2015, the construction of Phase 2 of the project commenced. Upon completion, Phase 2 will add 12 MW to MGI's capacity. Phase 2 started its commercial operation on April 30, 2018.

The advances of ₱45.00 million granted by the Parent Company in 2015 were converted to investments in associates in 2017. In 2017, the Parent Company invested additional capital amounting to ₱80.25 million and received dividend of ₱25.00 million from MGI. No dividend was received by the Company in 2016 and 2015. In 2018, the Parent Company invested additional capital amounting to ₱12.50 million.

Asia Coal

On March 19, 2009, the directors and stockholders of Asia Coal approved the shortening of its corporate life to October 31, 2009. Asia Coal shall be dissolved and liquidated, the date of which is subject to the approval of the SEC. As at November 6, 2018, Asia Coal is still in the process of securing a tax clearance with the BIR in connection with the filing with the SEC of its application for dissolution.

Asia Coal had no activities since it filed for the shortening of its corporate life.

Interests in Joint Ventures

The summarized financial information of SLTEC, a material joint venture of the Parent Company, as at and for the six months ended June 30, 2019 and year ended December 31, 2018 and the reconciliation with the carrying amount of the investment in the interim condensed consolidated financial statements are shown below:

Summarized Statements of Financial Position

	June 2019	December 2018
Current assets	₱3,360,380	₱4,219,021
Noncurrent assets	16,236,426	16,497,811
Current liabilities	(1,671,942)	(3,024,932)
Noncurrent liabilities	(10,576,870)	(10,098,160)
Net assets	7,347,994	7,593,740
Proportion of the Company's ownership	45%	45%
Parent Company's share in the net assets	3,306,597	3,417,183
Other adjustments*	20,524	21,016
Carrying amount of investment	₱3,327,121	₱3,438,199

*Alignment of accounting policies on excess revenue over costs of testing and commissioning.

Additional Information

	June 2019	December 2018
Cash and cash equivalents	₱1,809,434	₱1,337,712
Current financial liabilities*	254,047	1,556,016
Noncurrent financial liabilities	10,560,408	10,082,253

*Excluding trade and other payables and provision.

Summarized Statements of Income

	For the six months ended June 30	
	2019	2018
Revenue from sale of electricity	₱2,313,739	₱3,954,183
Costs of sale of electricity	2,178,072	(2,701,987)
Gross profit	135,667	1,252,196
General and administrative expenses	(81,622)	(58,330)
Interest expenses - net	(559,265)	(369,291)
Other income - net	260,029	14,442
Income (loss) before income tax	(245,191)	839,017
Provision for income tax	555	10,830
Net income	(245,746)	828,187
Other comprehensive income	-	-
Total comprehensive income	₱(245,746)	₱828,187

Additional Information

	For the six months ended June 30	
	2019	2018
Depreciation and amortization	₱381,729	₱370,950
Dividend received	–	222,506
Interest income	44,068	25,005
Interest expense	603,333	391,328

The Company received a dividend from SLTEC in the year 2018 amounting to ₱492.42 million.

On October 29, 2011, SLTEC signed the Omnibus Loan and Security Agreement with its local third party creditor banks with the Parent Company and AC Energy as Project Sponsors.

Under the terms of the Agreement, the Parent Company shall:

- enter into supply agreements with end users sufficient to cover such capacity required by SLTEC to break-even for two years, within 18 months from first drawdown. The consequence of failure is a draw-stop, which means SLTEC will not be able to draw on the loan;
- commit to provide advances to SLTEC in proportion to the Parent Company's equity interest in SLTEC to fund the project cost of the SLTEC power plant project;
- guarantee jointly with AC Energy to redeem the loan in the event that SLTEC defaults on the loan, and lenders are not able to consolidate title to the project site because title to the properties have not been issued; and
- pledge its shares in SLTEC as security, and assign its offtake contracts to the lenders sufficient to cover such capacity required by SLTEC to break-even.

In accordance with the Joint Venture Agreement, AC Energy made an additional investment in SLTEC amounting to ₱61.08 million in 2011. The Company's share in the additional investment made by AC Energy amounting to ₱30.54 million was recorded under "Other equity reserve" account in the 2011 consolidated statement of changes in equity. From 2012 to 2014, SLTEC incurred stock issuance costs totaling ₱22.80 million which were recognized by SLTEC as a reduction from its APIC and Retained earnings. Of this amount, ₱11.40 million which represents the Company's share in the said costs, was recognized equally as a reduction from the Company's other equity reserve account and retained earnings.

On April 24, 2015, Unit 1 of the two 135 MW coal fired units commenced its commercial operations. Unit 2 of the power plant declared its commercial operations on February 21, 2016.

On December 20, 2016, the Parent Company sold 5% interest in SLTEC to APHPC. As a result of the sale, the Company's interest in SLTEC was reduced from 50% to 45% and recognized a gain amounting to ₱444.21 million. As a result, the other equity reserve was reduced to ₱17.23 million.

11. Goodwill and Other Intangible Assets

Changes in goodwill and other intangible assets for the six months ended June 30, 2019 and for the year ended December 31, 2018 are as follows:

June 2019				
	Leasehold Rights	Deferred Exploration Costs	Goodwill	Total
Cost:				
Balance at beginning of year	P99,839	P136,975	P234,152	P470,966
Cash calls	-	6,917	-	6,917
Balance at end of the period	99,839	143,892	234,152	477,883
Accumulated depreciation:				
Balance at beginning of year	74,880	-	-	74,880
Amortization	8,094	-	-	8,094
Balance at end of the period	82,974	-	-	82,974
Accumulated impairment				
Balance at beginning of year	-	75,868	-	75,868
Provisions	-	34,492	-	34,492
Balance at end of the period	-	110,360	-	110,360
Net book value	P16,865	P33,532	P234,152	P284,549
December 2018				
	Leasehold Rights	Deferred Exploration Costs	Goodwill	Total
Cost:				
Balance at beginning of year	P99,839	P132,450	P234,152	P466,441
Cash calls	-	4,526	-	4,526
Balance at end of year	99,839	136,976	234,152	470,967
Accumulated depreciation:				
Balance at beginning of year	58,690	-	-	58,690
Amortization	16,190	-	-	16,190
Balance at end of year	74,880	-	-	74,880
Accumulated impairment:				
Balance at beginning of year	-	27,605	-	27,605
Provisions	-	48,263	-	48,263
Balance at end of year	-	75,868	-	75,868
Net book value	P24,959	P61,108	P234,152	P320,219

Leasehold Rights and Goodwill

The leasehold rights and goodwill arose from PHINMA Power's acquisition of the entire outstanding shares of stocks of One Subic Power in 2014. One Subic Power and SBMA has an existing Facilities Lease Agreement (FLA) for a period of five (5) years up to July 19, 2020, as amended, with the option to extend subject to mutually acceptable terms and conditions. On December 21, 2017, the SBMA Board approved and ratified the amendment of the Facilities Lease Agreement extending the lease term until July 19, 2030.

As at June 30, 2019 and December 31, 2018, the leasehold rights have a remaining useful life of 1.25 years and 1.5 years, respectively.

Impairment Testing of Goodwill

The goodwill acquired through business combination was allocated for impairment testing to One Subic Power's power plant operations, this being the CGU. The recoverable amount of the CGU was determined using the value in use approach calculated using all cash flow projections related to CGU based on the financial budgets and forecasts approved by the BOD, which management believes are reasonable and are management's best estimate of the ranges of economic conditions that will exist over the remaining useful life of the asset. The pre-tax discount rates of 10.20% in 2018, were applied based on the weighted average cost of capital adjusted for the difference in currency and specific risks associated with the business of the CGU.

The recoverable amount exceeded the carrying amount of the CGU and, as a result, no impairment was recognized for the six months ended June 30, 2019 and for the year ended December 31, 2018.

The Company factors the discount rate in the calculation of the value in use of its goodwill.

Discount rates represent the current market assessment of the risks specific to each CGU, taking into consideration the time value of money and individual risks of the underlying assets that have not been incorporated in the cash flow estimates. The discount rate calculation is based on the specific circumstances of the Company and its operating segments and is derived from its weighted average cost of capital (WACC). The WACC takes into account both debt and equity. The cost of equity is derived from the expected return on investment. The cost of debt is based on the interest-bearing borrowings the Group is obliged to service. Segment-specific risk is incorporated by applying individual beta factors. The beta factors are evaluated annually based on publicly available market data. Adjustments to the discount rate are made to factor in the specific amount and timing of the future tax flows in order to reflect a pre-tax discount rate.

The excess of value in use over the carrying amount of the CGU amounted to ₱485.20 million as at December 31, 2018. An increase of 100 basis points in the Company's pre-tax discount rate will not result in an impairment of goodwill.

Deferred Exploration Costs

Details of deferred exploration costs are as follows:

	June 2019	December 2018
<i>Petroleum and gas:</i>		
SC 51/Geophysical Survey and Exploration Contract (GSEC) No. 93 (East Visayas)	₱32,666	₱32,666
SC 69 (Camotes Sea)	15,597	15,597
SC 6 (Northwest Palawan)	27,692	27,460
SC 55 (Southwest Palawan)	10,731	6,817
SC 52 (Cagayan Province)	10,994	10,994
SC 50 (Northwest Palawan)	11,719	11,719
<i>Geothermal:</i>		
SC 8 (Mabini, Batangas)	34,493	31,723
	143,892	136,976
Allowance for impairment losses	(110,360)	(75,868)
Net book value	₱33,532	₱61,108

The foregoing deferred exploration costs represent the Company's share in the expenditures incurred under petroleum SCs with the DOE. The contracts provide for certain minimum work and expenditure obligations and the rights and benefits of the contractor. Operating agreements govern the relationship among co-contractors and the conduct of operations under an SC.

In 2019, the Company provided for probable losses on deferred exploration costs for GSC 8 amounting to ₱34.5 million due to the Company's withdrawal from the SC.

In 2018, the Company provided for probable losses on deferred exploration costs for SC 51 amounting to ₱32.67 million due to deemed expiration of the exploration period, and for SC 69 amounting to ₱15.6 million, due to vigorous opposition of stakeholders and recent issuances of concerned LGUs declaring the Visayan Sea as a protected area and marine reserve.

In 2017, the Company assessed and fully provided for probable losses for deferred exploration costs pertaining to SC 6-B amounting to ₱4.89 million due to the relinquishment of PHINMA Petroleum's participating interest, but not the carried interest, to its partners. The Company also fully provided for probable losses on the deferred exploration costs of SC 50 and SC 52 amounting to ₱11.72 million and ₱10.99 million, respectively, in 2016 due to the expiration of their terms and subsequent denial of the DOE of the request for Force Majeure.

In 2016, the Company also wrote-off deferred exploration costs related to its hydropower service contracts amounting to ₱1.19 million due to the expiration of the pre-development term of two years and non-appeal on the denial by the DOE of the Company's request for increase in capacity.

No impairment was recognized for the other SCs as management believes that extensions and moratoriums requested that are pending approval by the DOE as of November 6, 2018 will be eventually approved based on prior years' experience.

The following summarizes the status of the foregoing projects:

a. SC 51/GSEC 93 (East Visayas)

In April 2012, the Operator, Otto Energy Investments Ltd. (Otto Energy) [formerly "NorAsian Energy Ltd."] commenced a 100-kilometer (km) 2D seismic program in the town of San Isidro, Leyte primarily to pick the optimum location for the drilling of the Duhat prospect, which reservoir objective was not reached by the Duhat-1 and Duhat-1A wells in 2011.

In mid-May 2012, the foreign seismic acquisition contractor unilaterally suspended its field operations as instructed by its government.

In view of said development, the DOE granted on September 30, 2012 the consortium's request for a six-month extension of the current Sub-Phase 4 to January 31, 2013.

The 2D seismic survey resumed after a one-month suspension and was completed on October 1, 2012. Data processing was completed by December 31, 2012.

The consortium elected to enter Sub-Phase 5 (January 31, 2013 to January 31, 2014) with the drilling of Duhat-2 well in Northwest Leyte as work commitment.

Swan Oil and Gas Ltd. (Swan) withdrew from SC 51 in September 2012 after settling disputes over the North Block (Northwest Leyte) and the South Block (Cebu Strait) with Otto Energy and Filipino partners (remaining members of the consortium), respectively. Consequently, the 40% participating interest of Swan in the North Block reverted to Otto Energy, and as between Otto Energy and Filipino partners, the latter retained 100% interest in the South Block.

The Filipino partners signed a Farm-in Option Agreement with Frontier Oil Corporation (Frontier Oil) over the South Block on October 23, 2012. Under the said Agreement, Frontier Oil has the option to acquire 80% participating interest in the area by undertaking to drill the Argao-1 well at its sole cost during Sub-Phase 6 of SC 51 (January 31, 2015 to July 8, 2015). Frontier Oil may exercise its option not later than January 31, 2013, which was extended to February 28, 2013. The Farm-in Option Agreement lapsed since the option was not exercised by Frontier Oil.

On July 24, 2013, Otto Energy spudded the Duhat-2 well in Northwest Leyte but prematurely plugged and abandoned the well on July 26, 2013 at a depth of 201 meters for safety and environmental reasons, after encountering a high-pressure water zone. Otto Energy completed the demobilization for the Duhat-2 well on August 30, 2013 and conducted post-well studies. The new information will be considered in any future decisions on SC 51. The consortium requested the DOE a six-month extension of the current exploration Sub-Phase 5 to July 31, 2014 to be able to conduct post-well geological, geophysical and drilling studies. The DOE approved the foregoing request on November 7, 2013.

On May 5, 2014, Otto Energy notified PHINMA Petroleum and the other partners in the consortium that it has elected to withdraw from SC 51. Otto Energy's withdrawal from SC 51 and the transfer of its participating interest to the remaining parties are subject to the approval of the DOE.

On June 28, 2014, the Filipino partners requested the DOE for suspension of the exploration of Sub-Phase 5 from the date Otto Energy notified the DOE of its withdrawal from SC 51 until the DOE approves the transfer of Otto Energy's participating interest to the Filipino partners.

On May 11, 2015, DOE approved the request for an extension of Sub-Phase 5 to July 8, 2016. On March 3, 2017 and December 20, 2017, the Filipino partners reiterated their intent to carry on with the exploration of SC 51, following Otto Energy's withdrawal from the block and consequent resignation as Operator. They further signed and executed a Deed of Undertaking to pay the outstanding financial obligation of Otto Energy amounting to US\$124,763, subject to the approval of the transfer of interest from Otto Energy to the continuing parties, the extension of the term of the contract, and the revision of work program from drilling of a well to the conduct of pore pressure prediction study and gravity survey. Of this amount, PHINMA Petroleum's share is US\$41,596, which is equivalent to the pro-rata amount of liability using its post-adjustment ownership interest.

On May 15, 2018, PHINMA Petroleum notified the DOE of its withdrawal from SC 51 and advised the latter that it would no longer pursue its entitlement to Otto Energy's participating interest under the Deed of Undertaking dated March 2, 2017. The DOE acknowledge this formal notification from PHINMA Petroleum on May 23, 2018.

On June 1, 2018, the the DOE approved the transfer of Otto Energy's participating interests in SC 51 to the Filipino Partners. PHINMA Petroleum's participating interest was adjusted from 6.67% to 33.34% after the DOE's approval of the withdrawal of Otto Energy.

On July 4, 2018, the SC 51 Consortium, noting that the attendant requested conditions that would allow full implementation of the proposed work program were not covered in the said approval (i.e., SC 51 term extension, revision of work program), notified the DOE of their decision to relinquish SC 51 block, to withdraw from SC 51 and to waive their rights to Otto Energy's interest.

The SC 51 Consortium met with the DOE on several occasions to craft the best way forward in SC 51. On December 17, 2018, as had been agreed in a number of meetings, the Consortium provided further justification for waiver to pay the outstanding financial obligation of Otto Energy, as executed in the Deed of Undertaking, given that the aforementioned conditions were not met. The matter is still being evaluated by the DOE and the aforementioned requests are

pending as at July 23, 2019.

In 2018, the Company recognized full provision for probable loss on deferred exploration costs pertaining to SC 51 amounting to ₱32.67 million due to the relinquishment of PHINMA Petroleum's participating interest.

b. SC 69 (Camotes Sea)

Interpretation of the 229-square kilometers (sq. km.) 3D seismic data acquired in June 2011 generated three drillable prospects.

The DOE granted the consortium's request for a nine-month extension of Sub-Phase 3 to May 7, 2013 to allow completion of technical studies.

On April 4, 2013, the DOE granted the consortium's request for a further six-month extension of Sub-Phase 3 to November 6, 2013 to allow completion of technical studies and initiate farm-out efforts.

On August 23, 2013, the Operator, Otto Energy (Philippines) Inc. (Otto Philippines), confirmed to PHINMA Petroleum that it did not intend to enter Sub-Phase 4 of SC 69 and will reassign 9% participating interest in SC 69 to PHINMA Petroleum pursuant to the Assignment Agreement dated February 3, 2011.

Following an unsuccessful campaign to farm out its participating interest, Otto Philippines notified PHINMA Petroleum and Frontier Gasfields Pty. Ltd. (Frontier Gasfields) of its withdrawal in SC 69 on October 4, 2013. PHINMA Petroleum and Frontier Gasfields subsequently jointly requested the DOE a six-month extension of the October 7, 2013 deadline to elect to enter the next exploration sub-phase, which started on November 7, 2013. An additional extension of the contract term to December 31, 2014 was requested due to the delays in the transfer of participating interests and operatorship to the remaining partners.

Following DOE approval of the assignment of Otto Philippines' interests to PHINMA Petroleum and Frontier Gasfields on October 14, 2014, PHINMA Petroleum's participating interest in SC 69 was adjusted from the current 6% to 50%.

On March 17, 2014, the parent Company and Frontier Gasfields jointly requested the DOE an extension of the term of SC 69 until December 31, 2014. The DOE extended the term of Sub-Phase 3 to May 7, 2014 to enable the remaining parties to proceed with planned exploration activities and PHINMA Petroleum was designated as Operator of SC 69.

On April 17, 2015, the consortium entered Sub-Phase 4 (May 2015 to May 2016) which entails a commitment to either undertake a 3D seismic program or drill an exploratory well. The DOE approved the consortium's requests that participation in a proposed multi-client 2D seismic survey be credited as fulfillment of its work obligation under the current Sub-Phase and a 6-month extension of the term of SC 69 to November 2016.

On June 30, 2016, PHINMA Petroleum signed a licensing agreement with a seismic contractor for the acquisition of 750 km of seismic data under the multi-client survey. The seismic contractor in a letter dated August 18, 2016 informed PHINMA Petroleum that it could not proceed with the PHINMA Petroleum's leg of the survey due to permitting and weather constraints. The consortium requested an extension of the term of SC 69 due to Force Majeure.

As at December 29, 2017, the DOE approved the request for extension due to Force Majeure, effective until November 7, 2018, with an attendant work program of permitting and information and education campaigns to address impediments to the planned seismic survey.

On June 4, 2018, the SC 69 Consortium notified the DOE of its relinquishment of SC 69 block in view of the strong oppositions to the Project from various stakeholders, including several Local Government Units and Non-Government Organizations, making the conduct of petroleum exploration business in the area very challenging, if not impossible. The aforementioned request is still pending with the DOE as at July 23, 2019.

In 2018, the Company recognized full provision for probable loss on deferred exploration costs pertaining to SC 69 amounting to ₱15.60 million due to the relinquishment of PHINMA Petroleum's participating interest.

c. SC 6 (Northwest Palawan)

Block A

Pitkin Petroleum Plc. (Pitkin), the Operator, completed a geophysical review of the block.

The partners for SC 6 Block A approved the conduct of a new 500-sq. km. 3D seismic program over selected prospects and leads in the first half of 2013, subject to issuance of local government permits.

Under the Farm-in Agreement dated July 11, 2011, Pitkin shall carry PHINMA Petroleum and the other non-operating consortium members in the costs of said seismic program and the drilling of two wells, in exchange for the assigned 70% participating interest.

On June 4, 2013, the Sangguniang Panlalawigan of Palawan voted to favorably endorse the proposed bathymetry and 3D seismic survey over the area to the Palawan Council for Sustainable Development (PCSD).

Pitkin completed a 500-sq. km. 3D seismic survey over selected prospects and leads.

Pitkin notified the partners on August 28, 2014 that it shall not exercise its option under the Farm-in Agreement to drill a well in the block and will withdraw from the block by December 31, 2014. By December 31, 2014, Pitkin completed geological and geophysical work programs in fulfillment of its obligations under the first exploration phase. The remaining partners agreed to pursue the geological evaluation of the block.

PHINMA Petroleum's interest reverted to 7.78% from 2.334% following the withdrawal of Pitkin Petroleum, and subsequent approval of the assignment of interest by the DOE on June 24, 2015.

On August 28, 2015, the consortium completed its work program consisting of geological and geophysical evaluation.

On November 3, 2015, the DOE approved the 2016 work program consisting of specialized geophysical studies. The pertinent geophysical program commenced in November 2015 and was completed by December 31, 2016.

On December 20, 2016, the consortium submitted to the DOE its proposed 2017 work program consisting of advanced geophysical studies. On February 13, 2017, the program was approved by the DOE. The work program of advanced seismic data reprocessing and quantitative seismic

inversion study was completed in December 2017. The studies yielded significant improvement in the imaging of complex and deeper geological structures.

On January 8, 2018, the consortium submitted to the DOE its proposed 2018 work program composed of seismic interpretation and mapping and integration of quantitative inversion results that would serve as input to preliminary well design and cost estimates.

The Consortium completed its 2018 work program and said undertaking have improved the resource evaluation of the mapped leads and prospects in the area.

On December 18, 2018, the Partners have approved and the Operator, Philodrill Corporation (Philodrill), submitted to the DOE the proposed 2019 SC 6A Work Program and Budget amounting to US\$314,116 composed of geological and geophysical evaluation and engineering projects. The same was approved by the DOE on January 23, 2019.

As of June 30, 2019, farm-in negotiations are ongoing for the development of the Octon oil discovery and technical studies over the northern part of the block progressed.

No impairment was recognized for SC 6 Block A as the Company believes that the related deferred exploration costs are still recoverable.

Block B

Pursuant to a Farm-in Agreement dated February 4, 2011, Peak Oil and Gas Philippines Ltd. (Australia), Blade Petroleum Philippines Ltd. (Australia) and Venturoil Philippines, Inc. ("Farminees") exercised their option to acquire 70% participating interest of the SC 6 Block B consortium, which includes PHINMA Energy ("Farmors").

Under the Farm-in Agreement, the Farminees were supposed to shoulder all the Farmors' share of exploration and development expenditures in the Block up to the production of first oil.

The DOE denied the applications for the transfer of participating interests to the Farminees and transfer of operatorship due to failure of the Farminees to comply with DOE requirements. Under the Farm-in Agreement, the Farminees would have been eligible to earn a combined 70% of the participating interest of the farming out parties. On August 7, 2013, the DOE directed the original Operator, The Philodrill Corporation, to submit a new and comprehensive work program and budget of exploration activities over the Block.

On September 13, 2013, the DOE approved the work program and budget for SC 6 Block B for the 5th year of extension period. The pertinent geological and geophysical program commenced in October 2013 and was completed in January 2014.

The consortium formulated a work program for the next five years of the extension period which started on March 1, 2014. Partners submitted, for the DOE's approval, a 3-year work program consisting mainly of geophysical studies with a corresponding budget amounting to US\$0.72 million. The geophysical studies were completed by the third quarter of 2016.

To improve the viability of the primary prospect, the consortium requested the DOE to reconfigure the contract area to include an adjoining block, which hosts an oil field where production had been suspended.

PHINMA Petroleum holds 7.78% and 14.063% participating interests in Block A and Block B, respectively. SC 6 is valid until February 28, 2024 subject to fulfillment of work commitments for each of the three 5-year terms comprising the 15-year extension period of SC 6

in respect of Block A and B and payment of training assistance, development assistance and scholarship funds to the DOE.

On February 20, 2017, PHINMA Petroleum gave notice to the consortium of relinquishment of its 14.063% participating interest in SC 6 Block B and the Operating Agreement, but said relinquishment shall not include its 2.475% carried Interest. The retained carried interest would entitle PHINMA Petroleum for a share in the gross proceeds from any production in the block, once all exploration costs have been recovered. The carried interest will be valued upon establishment of the commercial viability of the project.

In 2017, the Company recognized full provision for probable loss on deferred exploration costs pertaining to SC 6B amounting to ₱4.89 million due to PHINMA Petroleum's relinquishment of its participating interest, but not the carried interest, to its partners.

On April 12, 2018, the transfer of participating interest from PHINMA Petroleum to SC6 Block B continuing parties was approved by the DOE.

d. SC 50 (Northwest Palawan)

In 2013, PHINMA Petroleum commenced negotiations with Frontier Energy Limited (Frontier Energy), the Operator, regarding a Farm-in Agreement that would provide for PHINMA Petroleum's acquisition of 10% participating interest in SC 50.

Subject to execution of said Farm-in Agreement, PHINMA Petroleum has committed to subscribe to 136,000,000 in Frontier Oil shares through the latter's planned initial public offering.

On September 1, 2014, the parent Company made advances to Frontier Oil amounting to ₱20,000,000 pursuant to the Memorandum of Agreement with Frontier Energy and Frontier Oil dated August 22, 2014 subject to execution of a Farm-in Agreement and Loan Agreement among the parties not later than 30 days from date of execution of the MOA. The advances are due 24 months after the release of the funds. In the event a Loan Agreement for ₱136.00 million is signed between PHINMA Petroleum and Frontier Oil, the advances shall be considered as initial drawdown on the Loan.

On October 16, 2014, the parent Company signed the following agreements providing for its acquisition of 10% participating interest in SC 50:

1. Farm-in Agreement with Frontier Energy and Frontier Oil
2. Deed of Assignment with Frontier Energy
3. Loan Agreement with Frontier Oil

Frontier Oil, the Operator, applied for a Force Majeure in view of the unilateral cancellation of its rig contract by the other partners in the consortium.

On October 5, 2015, the DOE denied the Operator's request and, consequently, ruled that the contract effectively expired in March 2015. On October 20, 2015, Frontier Oil contested DOE's position and engaged the DOE in discussions aimed at a mutually acceptable resolution of the issue.

In 2016, the advances to Frontier Oil amounting to ₱20.00 million was fully provided with an allowance for credit losses account (see Note 6) and the deferred exploration costs amounting to ₱ 11.72 million was fully provided with an allowance for impairment, due to the expiration of the SC's term and denial by the DOE of the request for Force Majeure.

In January 2016, Frontier Oil requested a 2-year moratorium on contract obligations. A subsequent letter was sent to the DOE, dated December 14, 2016, requesting for reconsideration of the termination of SC 50.

As of July 23, 2019, approval of the assignment of 10% participating interest in SC 50 to the PHINMA Petroleum remains pending with the DOE.

e. SC 52 (Cagayan Province)

The Parent Company and Frontier Oil executed on January 12, 2012 a Farm-in Option Agreement which granted the Company the option to acquire 10% participating interest from Frontier, which may be exercised after completion of re-entry and testing of the Nassiping-2 well.

The Nassiping-2 well was drilled by Petro-Canada in 1994 but was not tested although gas shows were recorded.

Test operations conducted by Frontier Oil in February 2012 failed to establish a stable gas flow despite high surface pressure and strong initial flow rates. Frontier suspended the well for future re-entry after confirming the presence of movable gas in the target interval.

The Parent Company and Frontier Oil signed an Amendment Agreement extending the former's option to 90 days after completion of programmed re-testing operations on the Nassiping-2 well.

The DOE approved the consortium's entry into Sub-Phase 4 (July 8, 2012 to July 8, 2013) with the Nassiping-2 Stimulation and Testing Program as work commitment.

Frontier Oil suspended the Stimulation and Testing Program in December 2012 after repeated attempts to remove a plug that would have allowed acidization of the upper test zones failed. In view of this suspension of the Stimulation and Testing Program, the Company recognized impairment loss amounting to ₱12.87 million in 2012.

Frontier Oil elected to enter Sub-Phase 5 (ending July 2014) with the deepening of the Nassiping-2 well, including the testing of all prospective gas-bearing intervals in the borehole, as one of two well obligations.

The Parent Company and Frontier Oil signed a Second Amendment to their Farm-in Option Agreement in July 2013 that extended the option period and expanded the coverage of the Parent Company's option to include the untested deeper prospective gas-bearing intervals identified in the well, under the following terms:

- 1) The Parent Company shall pay to Frontier Oil a total of US\$0.40 million (Supplemental Option Fee) as follows:
 - a. US\$0.20 million shall be paid within five (5) working days of signing of the second (2nd) amendment agreement
 - b. US\$0.20 million shall be paid within five (5) working days of Company's receipt of a written notice from Frontier Oil which confirms that Frontier Oil has entered into a binding rig contract that will enable Frontier Oil to comply with the Workover Program
- 2) Upon payment of the Supplemental Option Fee, the Option Period shall be extended until ninety (90) days from the date of completion of the Workover Program.

On July 8, 2013, the first tranche of the supplemental option fee amounting to ₱8.7 million or US\$0.20 million was paid.

In December 2013, Frontier Oil signed a drilling rig contract for the deepening and testing of the Nassiping-2 well. On account of this recent development, the Company reversed in full the impairment loss in 2013. Based on the quantification of an independent expert, the expected monetary value of the contingent resources attributable to the SC 52 portion of the Nassiping Dome is US\$128.7 million.

As requested by Frontier Oil, the DOE approved the extension of Sub-Phase 5 to January 8, 2015. On January 3, 2014, the second tranche of ₱8.88 million or US\$0.20 million was paid.

In letters dated February 10, 2015 and May 28, 2015, Frontier Oil Corporation requested the DOE a two-year moratorium on work obligations under Sub-Phase 5 which ended on July 8, 2015.

On February 2, 2016, the DOE denied Frontier Oil's request for moratorium of work commitments on the basis of Force Majeure. During 2016, the Company reclassified to receivables the option fee of ₱19.44 million recoverable upon expiration of the SC. The option fee was fully provided with an allowance for doubtful account (see Note 6).

In 2016, the Company assessed and fully provided for probable losses for deferred exploration costs pertaining to SC 52 amounting to ₱10.99 million due to the expiration of its terms and subsequent denial of the DOE of the request for Force Majeure.

In December 2016, Frontier Oil, as instructed by the DOE, submitted certain documents in support of its request for Force Majeure. As at July 23, 2019, the requests for Moratorium and appeal for contract reinstatement are still pending DOE's approval.

f. SC 55 (Southwest Palawan)

On May 2, 2012, the DOE approved a twelve-month extension of exploration Sub-Phase 4 to August 5, 2013 to enable BHP Billiton Petroleum (Philippines) Corporation (BHP Billiton), the Operator, to secure a drilling rig with specialized well control equipment for the committed Cinco-1 well. The Cinco-1 well will test a large interpreted carbonate structure in 1,400 meters of water.

Palawan55 6.82% participating interest will be carried in the drilling cost of two (2) wells in the block under its Participation Agreement dated March 15, 2005 with the predecessors-in-interest of Otto Energy [formerly "NorAsian Energy Ltd."] and an Agreement with NorAsian Energy Ltd. dated February 3, 2011.

In May 2013, BHP Billiton filed a Notice of Force Majeure under SC 55 with the DOE in order to preserve the term of the current exploration sub-phase that requires the drilling of one exploratory well. It is deemed that the Force Majeure event commenced on September 7, 2012, at which time the endorsement of the Sangguniang Panlalawigan of the province of Palawan and the Strategic Environmental Plan (SEP) Clearance from the PCSD would have been released in the ordinary course of business.

On June 4, 2013, the Sangguniang Panlalawigan of Palawan voted to favorably endorse the proposed Cinco-1 drilling to the PCSD. The PCSD approved the issuance of the SEP clearance for the drilling of Cinco-1 well but BHP Billiton sought amendment and clarification on certain conditions set by PCSD. The SEP was issued by the PCSD and signed by all parties in October 2013.

BHP Billiton requested from the DOE an extension of the current Sub-Phase 4 to

October 2014 to account for the Force Majeure period caused by the fourteen-month delay in issuance of the aforementioned PCSD clearance.

In November 2013, BHP Billiton verbally informed the partners of its decision not to drill a well under SC 55 and proposed to reassign its 60% participating interest to Otto Energy. Otto Energy subsequently signed a Letter of Intent with BHP Billiton providing for the termination of their Farm-out Agreement and the reassignment of BHP Billiton's participating interest, including a cash settlement.

In January 2014, BHP Billiton and Otto Energy signed definitive agreements for the reassignment of the former's participating interest to the latter. The DOE approved the transfer of the 60% participating interest of BHP Billiton to Otto Energy Philippines, Inc. and the transfer of Operatorship to Otto Energy. The approval formalized the exit of BHP Billiton in SC 55. Otto Energy submitted a revised work program to the DOE focused on the drilling of an ultra deepwater prospect and commenced a farm-out campaign. The new work program was subsequently approved by the DOE. On April 29, 2014, the DOE extended the term of Sub-Phase 4 to December 23, 2014. Otto Energy commenced preparations for exploratory drilling.

On October 15, 2014, Otto Energy requested the DOE a one-year extension of Sub-Phase 4 to December 23, 2015. The requested extension was approved by the DOE on November 7, 2014.

On July 31, 2015, Otto Energy commenced drilling of the Hawkeye-1 exploratory well and on August 17, 2015 completed the drilling to a total depth of 2,920 meters. The well discovered gas, which is deemed to be non-commercial. Otto Energy informed its partners of its decision to withdraw from the service contract.

On December 22, 2015, the consortium requested the DOE for a two-year contract moratorium and proposed technical studies that would assess the impact of the results of Hawkeye-1 on the remaining prospectively of the area.

On June 14, 2016, the DOE extended the term of SC 55 until December 23, 2017.

On November 21, 2016, Otto Energy and Otto Energy Philippines notified the DOE of their withdrawal from SC 55.

On November 22, 2017, Palawan55 notified the DOE of its willingness to assume its pro-rata, post-adjustment share (37.50%) amounting to US\$ 64,613 of Otto Energy's outstanding training fund obligation of US\$0.17 million in conjunction with the DOE's approval of the assignment of interests and favorable consideration for a reasonable extension of the moratorium period that would allow execution of the committed technical studies.

On March 26, 2018, the DOE approved the transfer of interests from Otto Energy to its Partners, Palawan55, Century Red and Pryce Gases, Inc. The Moratorium Period until April 26, 2019 was also approved with a budget of US\$0.48 million for 3D seismic reprocessing and Quantitative Inversion Study.

On August 23, 2018, Palawan55 awarded the 3D Marine PreSTM and PreSDM Reprocessing and Quantitative Services Contract to a third party. The Notice to Proceed was issued on September 10, 2018. Said work program is currently ongoing.

On November 19, 2018, Palawan55 requested for an extension of the SC 55 Moratorium Period up to December 31, 2019 due to the fact that the Quantitative Interpretation Study and Resource Assessment will only be completed after April 2019. The DOE acknowledged the receipt of this request from Palawan55 on November 23, 2018. The said request is still pending approval as at

July 23, 2019.

In December 2018, a third-party Partner in the consortium advanced its payment for its share in the 2019 work program amounting to US\$0.07 million or ₱3.66 million. This shall be applied to the third party's share in the subsequent expenditure of SC 55.

In 2018, Palawan55 accrued its share in the training obligations for SC55 payable to DOE amounting to ₱3.49 million.

As of June 30, 2019, seismic reprocessing of 1,000 sq. km. of 3D seismic data was completed while quantitative interpretation study aimed at identifying the gas-bearing zones in the service contract is still ongoing.

Palawan55's 6.82% participating interest in SC 55 was adjusted to 37.50% upon the DOE's approval of the withdrawal of Otto Energy.

No impairment was recognized for SC 55 as the Company believes that the related deferred exploration costs are still recoverable.

MPSA 252-2007-V (Camarines Norte)

On July 28, 2007, PHINMA Energy was awarded MPSA No. 252-2007-V by the Philippine Department of Environment and Natural Resources (DENR) covering parcels of land with an aggregate area of more or less 333 hectares, located in the municipality of Camarines Norte, Philippines (the "Property"). On February 14, 2008, One Subic Oil, then TA Gold, and PHINMA Energy entered into an Operating Agreement where PHINMA Energy granted unto and in favor of One Subic Oil the exclusive right to explore, develop and operate for commercial mineral production the Property under the MPSA.

In June 2009, PHINMA Energy received a notice of an Order of the Secretary of the DENR excising portions of the MPSA area that are covered by alleged mineral patents of a third party for which PHINMA Energy filed a Motion for Reconsideration for the said Order.

In December 2009, the DENR denied PHINMA Energy's Motion for Reconsideration. PHINMA Energy filed a timely Appeal of the DENR's ruling with the Office of the President, which was also denied. PHINMA Energy then elevated the case to the Court of Appeals.

PHINMA Energy signed an Agreement on October 18, 2011 for the assignment of the MPSA to Investwell Resources, Inc. (Investwell), subject to certain conditions for a total consideration of US\$4.00 million payable in four tranches. The receipt of the first nonrefundable tranche amounting to US\$0.50 million (₱21.93 million) was recognized as income in 2011. The receipt of the second and third nonrefundable tranches amounting to US\$1.00 million (₱42.20 million), net of the related deferred exploration cost of ₱11.47 million, was also recognized as income in the year payments were received.

On October 30, 2012, the Court of Appeals granted PHINMA Energy's petition to reverse and set aside the resolutions of the DENR and the Office of the President that ordered and affirmed, respectively, excision of certain areas covered by alleged mining patents of a third party from the contract area of the MPSA. Subsequently, PHINMA Energy elevated the case to the Supreme Court.

In Agreements dated May 29, 2012, March 19, 2013, June 25, 2013 and December 18, 2013, PHINMA Energy and Investwell amended and restructured the payment of the fourth tranche of the total consideration.

The DENR approved on February 7, 2013 the assignment of the MPSA to Investwell, and PHINMA Energy recognized US\$0.87 million (₱37.93 million) income representing a portion of the final tranche.

On January 12, 2015, the Supreme Court ruled that the rights pertaining to mining patents issued pursuant to the Philippine Bill of 1902 and existing prior to November 15, 1935 are vested rights that cannot be impaired by the MPSA granted by the DENR to PHINMA Energy on July 28, 2007.

As at December 31, 2016 and 2015, receivable from Investwell amounted to ₱39.37 million (see Note 7). In 2014, PHINMA Energy provided an allowance for impairment for the full amount of receivable from Investwell since the latter did not comply with the restructured payment schedule.

Mabini Geothermal Service Contract (Batangas)

On December 3, 2013, Parent Company signed a MOA with Basic Energy Corporation (Basic Energy), under which the Parent Company shall acquire from Basic Energy a 10% participating interest in the Mabini Geothermal Service Contract, which interest may be increased up to 40%, at the option of the Parent Company, after the Parent Company completes a gravity program in the contract area at its sole cost.

The DOE approved on September 1, 2015 a one-year extension of Contract Year 8 to July 10, 2016 with a one-well drilling obligation. On September 15, 2015, the DOE approved the transfer of 25% participating interest in subject GSC from Basic Energy to Parent Company.

Preparations for the drilling commenced in the fourth quarter of 2015. The consortium completed the drilling program of MAB-1 well in March 2017.

Other field operations were stopped indefinitely due to Cease-and-Desist Order issued by the Mabini Mayor in light of the series of earthquakes that hit the town in April 2017.

The Consortium invoked the Force Majeure provision in the Contract and requested the DOE for the suspension of work obligation due to Force Majeure. The request is still under DOE evaluation.

On November 29, 2017, the DOE approved the work program consisting of Information and Education Campaigns (IEC) and permitting works.

In 2018, the Consortium held continuing IEC together with the DOE and PHIVOLCS to obtain support from the local government units towards lifting of the Cease-and-Desist Order.

On July 3, 2018, the Parent Company formally notified Basic Energy, the Operator, of its withdrawal from the service contract and Joint Operating Agreement (JOA) for the block.

In August 2018, Basic Energy proposed to conduct the forward drilling program on its own, "Operation by Fewer than all the Parties: under the JOA) and carry the Parent Company's share of attendant costs. The Parent Company expressed its willingness to consider the said proposal and requested Basic Energy's key terms for the Parent Company's consideration.

In June 2019, the Company decided to push through with the withdrawal from the SC and JOA.

Pililia Hydropower Service Contract (Rizal)

The Company requested for the reinstatement of Pililia Hydropower Service Contract and the DOE approved the reinstatement until July 7, 2016, subject to certain conditions.

The Parent Company also requested a three-year extension of the pre-development stage of the service contract and as at July 23, 2019, still waiting for the response from the DOE.

12. Other Non-current Assets

	June 2019	December 2018
Trade receivables (see Note 16)	₱1,130,953	₱1,123,511
Receivables from third parties	502,168	501,266
Deposit receivables from suppliers	109,298	102,346
Prepaid rent	54,140	50,079
Balance at end of the period	₱1,796,559	₱1,777,202

Trade receivables mainly represent the receivables from the WESM in 2013 which has a corresponding amount in Other Noncurrent Liabilities (see Note 16). Due to its interpretation of the WESM Rules, the PEMC allocates its uncollected receivables due from power purchasers in the WESM to the generators who sold power to the WESM. On December 23, 2013, the Supreme Court (SC) issued a 60-day Temporary Restraining Order (“TRO”) enjoining the MERALCO and the ERC from implementing the Automatic Generation Rate Adjustment (AGRA) mechanism for the November 2013 billing period. The AGRA allows automatic pass through of the cost of power purchased from WESM. In turn, MERALCO did not pay PEMC a significant portion of its November and December 2013 power bills. PEMC in turn, did not pay the Company the full amount of its electricity sales. On April 22, 2014, the SC extended indefinitely the TRO it issued over the collection of the November 2013 power rate increase.

The ERC issued an Order (ERC Case No. 2014-021 MC) dated March 3, 2014 voiding the WESM prices of November and December 2013 bills. As directed by ERC, PEMC recalculated regulated prices and issued WESM adjustment bills in March 2014 which the Company recorded resulting to an increase in receivables and net trading revenues.

Certain market players filed motions for reconsideration resulting in ERC’s issuance of another Order dated March 27, 2014 for PEMC to provide market participants an additional 45 days, or up to May 12, 2014 to settle their WESM bills covering the adjustments for the period October 26 to December 25, 2013. ERC extended the settlement of WESM bills to a non-extendible period of 30 days up to June 11, 2014 which resulted in a Multilateral Agreement where the WESM Trading Participants agreed to be bound to a payment schedule of 6 months or 24 months subject to certain conditions. The Company signed the Agreement on June 23, 2014. As of 2016, the Company collected a total of ₱1.1 billion, under the said Multilateral Agreement and was recognized as payable and included under “Trade Payables” in the “Other noncurrent liabilities” account in the interim condensed consolidated statements of financial position. In June 2016, the 24-month period of repayment prescribed; hence, the Company provided an allowance for doubtful accounts related to the receivables under the Multilateral Agreement amounting to ₱13.75 million.

Receivables from third parties include an interest bearing receivable collectible until April 2021 and non-interest bearing receivables from NGCP arising from the sale of transmission assets, which are collectible annually within 3 years, discounted using the Philippine Dealing System Treasury Reference Rate (PDST-R2) on transaction date from 3%.

Deposit receivables include deposits to distribution utilities outstanding as at June 30, 2019 and December 31, 2018.

Prepaid rent pertains to easements and right of way agreements with land owners in Guimaras for the transmission lines connecting its 54 MW wind farm project located in San Lorenzo, Guimaras to the grid.

13. Accounts Payable and Other Current Liabilities

	June 2019	December 2018
Trade (see Note 23)	₱1,660,891	₱519,505
Due to related parties (see Note 21)	317,551	801,165
Output VAT	239,889	144,366
Deferred revenue - current portion	193,644	387,289
Nontrade (see Note 23)	150,454	192,154
Accrued interest expenses	109,571	79,297
Accrued expenses	69,413	121,534
Finance lease obligations - current portion	14,534	14,803
Deposit payable	1,323	-
Retention payables	748	1,096
Accrued directors' and annual incentives (see Note 21)	-	-
Others	1,799	8,189
	₱2,759,817	₱2,269,398

Accounts payable and other current liabilities are noninterest-bearing and are normally settled on 30 to 60-day terms.

Trade payables refer to liabilities to suppliers of electricity and fuel purchased by the Company.

Deferred revenue pertains to the upfront payment received from a customer in consideration of the contract amendments and modifications. The deferred revenue shall be amortized over the remaining term of the contract.

Nontrade payables include liabilities for various purchases such as additions to property, plant and equipment and spare parts.

Accrued expenses include insurance, sick and vacation leave accruals, station use and One Subic Power variable rent at SBMA and accruals for incentive pay.

Finance lease obligations refer to lease agreements entered into by the Company with individual land owners. These leases have terms of 20 to 25 years.

Retention payables pertain to amounts retained from liabilities to suppliers and contractors.

Others consist of liabilities to employees, statutory payables, and a derivative liability.

14. Short-term Loans

On August 14, 2018, PHINMA Energy availed of 178-day unsecured short-term loan from local banks, with interest rate of 5.25% per annum.

Total interest expense on short-term loan recognized amounted to **₱8.65** million for the six months ended June 30, 2019.

15. Long-term Loans

As at June 30 and December 31, this account consists of:

	June 2019	December 2018
PHINMA Renewable term loan facility	₱1,590,398	₱1,644,743
PHINMA Energy long term loans	3,716,841	4,728,870
	5,307,239	6,373,613
Add premium on long-term loans (embedded derivative)	3,344	4,247
Less unamortized debt issue costs	29,585	40,927
	5,280,998	6,336,933
Less current portion of long-term loans (net of unamortized debt issue costs)	269,803	265,460
Noncurrent portion	₱5,011,195	₱6,071,473

Movements in derivatives and debt issue costs related to the long-term loans follow:

	Derivatives	Debt Issue Costs
As at January 1, 2018	₱6,009	₱45,482
Additions	-	6,975
Amortization for the period	(1,763)	(11,530)
As at December 31, 2018	₱4,246	₱40,927
Additions	-	-
Amortization for the period	(902)	(11,342)
As at June 30, 2019	₱3,344	₱29,585

PHINMA Renewable

On December 18, 2013, PHINMA Renewable entered into a ₱4.3 billion Term Loan Facility with Security Bank Corporation (SBC) and Development Bank of the Philippines (DBP). The proceeds were used to partially finance the 54 MW San Lorenzo Wind Farm composed of 27 2 MW wind turbine generators and related roads, jetty, substations, transmission line facilities and submarine cable to connect to the grid. The loan facility is divided into two tranches amounting to ₱2.15 billion each - DBP as the Tranche A lender and SBC as the Tranche B lender.

Both tranches have a term of 15 years with semi-annual interest payments starting on the date on which the loan is made. The Tranche A's interest is to be fixed at the higher of 10-year PDS Treasury Fixing (PDST-F) plus a spread of 1.625% or 6.25% for the first 10 years, to be repriced at higher of 5-year PDST-F plus a spread of 1.25% or 6.25% for the last 5 years. The Tranche B will be fixed at higher of interpolated 15-year PDST-F plus a spread of 1.625% or 6.5%. The interest rate floor on the loan is an embedded derivative that is required to be bifurcated. In 2013, the Company did not recognize any derivative liability arising from the bifurcated interest floor rate since the fair value is not significant.

On April 1, 2015, the publication of PDST-F rates ceased pursuant to the memo of the Bankers Association of the Philippines (BAP) dated January 8, 2015. Subsequently, the parties agreed to adopt PDST-R2 as benchmark rate in lieu of PDST-F rates.

The loan facility also contains a prepayment provision which allows PHINMA Renewable to make optional prepayment for both Tranche A and Tranche B in the amount calculated by the facility agent as accrued interest and other charges on the loan up to the prepayment date plus, the higher of a) the

principal amount of the loan being prepaid, or b) the amount calculated as the present value of the remaining principal amortizations and interest payments on the loan being prepaid, discounted at the comparable benchmark tenor as shown in the Philippine Dealing and Exchange Corporation (PDEX) Market Page, Reuters and the PDS website (www.pds.com.ph) at approximately 11:16 am on the business day immediately preceding the prepayment date. In addition, PHINMA Renewable is allowed to prepay the Tranche A loan, without penalty or breakfunding cost, on the interest re-pricing date. The prepayment option was assessed as closely related to the loan and, thus, was not bifurcated.

On April 28, 2016, the Company prepaid ₱150.50 million of its long-term debt in accordance with the terms of the Agreement as follow:

- the Company shall effect a mandatory prepayment of the loan, without premium or penalty, within three (3) business days from receipt by the Company of any transmission line proceeds;
- prepay the loan to the extent of seventy percent (70%) of the transmission line proceeds;
- the remaining thirty percent (30%) shall be transferred directly into the Company controlled distribution account for further distribution to the Project Sponsor.

On December 20, 2016, the BOD resolved to amend the Omnibus Loan and Security Agreement (OLSA) to allow the Company to prepay a portion of the long-term debt to SBC and DBP without penalties. On January 11, 2017, the Company prepaid ₱2,350.00 million of its long-term debt.

Under the terms of the Agreement, PHINMA Energy, as the Project Sponsor, shall:

- Provide equity contributions equivalent to 30% of the project cost;
- Fund any cost overruns on the project and the required debt service reserve amount (DSRA) in the event of delays in obtaining Feed-in-Tariff eligibility or Renewable Energy Payment Agreement; and
- Redeem the loan in the event that PHINMA Renewable defaults on the loan and titles to the project properties have not been issued to PHINMA Renewable or notwithstanding such titles, lenders fail to acquire title to the project properties due to lack of annotation or third party claims.

The loan agreement provides loan disbursement schedule for the drawdown of the loan. PHINMA Renewable made the following drawdowns during the years 2015 and 2014 with the corresponding carrying values as at June 30, 2019 and December 31, 2018:

June 2019				
Drawdown date	Tranche A (DBP)		Tranche B (SBC)	
	Gross Amount	Carrying value ^a	Gross Amount	Carrying value ^b
February 14, 2014	₱114,657	₱115,253	₱114,657	₱113,810
May 27, 2014	203,423	203,296	203,423	202,130
August 5, 2014	203,423	204,973	203,423	202,195
September 2, 2014	184,930	185,460	184,930	183,880
July 30, 2015	88,766	85,041	88,766	85,007
	₱795,199	₱794,023	₱795,199	₱787,022

December 2018				
Drawdown date	Tranche A (DBP)		Tranche B (SBC)	
	Gross Amount	Carrying value ^a	Gross Amount	Carrying value ^b
February 14, 2014	₱118,574	₱118,917	₱118,574	₱117,620
May 27, 2014	210,374	209,952	210,374	208,908
August 5, 2014	210,374	211,452	210,374	208,979
September 2, 2014	191,249	191,458	191,249	190,052
July 30, 2015	91,800	87,739	91,800	87,709
	₱822,371	₱819,518	₱822,371	813,268

^a Net of unamortized debt issue costs of ₱3.71 million.

^b Net of unamortized debt issue costs of ₱9.58 million..

During the first six months of 2019 and for the year 2018, PHINMA Renewable made the following payments with their corresponding carrying values:

Payment date	Tranche A (DBP)		Tranche B (SBC)	
	Gross Amount	Carrying value	Gross Amount	Carrying value
April 28, 2016	₱75,250	₱63,722	₱75,250	₱69,364
January 11, 2017	1,175,000	1,157,367	1,175,000	1,155,281
February 14, 2017	16,735	16,422	16,735	16,558
August 14, 2017	16,735	15,093	16,735	15,809
February 24, 2018	16,735	15,047	16,735	15,786
August 14, 2018	27,174	25,491	27,174	26,231
February 14, 2019	27,172	25,466	27,172	26,224
	₱1,354,801	₱1,318,608	₱1,354,801	₱1,325,253

The loan's principal repayment is variable amount payable semi-annually; amount of principal repayment to be determined during the due diligence stage based on the required debt service coverage ratio (DSCR) and financial projections using the Financial Model validated by an independent financial model auditor. Any incremental revenue resulting from a subsequent increase in the applicable FIT rate shall be applied to principal repayment of the loan in the inverse order of maturity. Incremental revenue is the difference in the revenue based on existing FIT rate of ₱7.40/kwh and a new base rate as defined by the relevant government agency excluding annual adjustments to account for inflation and foreign exchange movements.

Under the loan facility agreement, PHINMA Renewable must maintain a debt service account into which will be paid the maximum interest forecasted to be due and payable for the next two following payment dates that will fall within the construction period and the amount of debt service after the construction period. The funds in the debt service reserves can be used by the Company provided that 30 days prior to payment, the fund is replenished. Debt service reserves are included in the consolidated statements of financial position under "Cash and cash equivalents" and "Financial assets at FVTPL" (see Notes 5, and 23).

Covenants. The Term Loan Facility includes, among others, certain restrictive covenants and requirements with respect to the following, effective upon commercial operations of PHINMA Renewable:

- (a) Historical DSCR post dividend declaration of 1.20x and Debt to Equity Ratio not exceeding 70:30 throughout the term of the loan;
- (b) Equity infusion amounting to ₱328.13 million for retention and contingencies;
- (c) Limitation on investments (not to enter into joint ventures, partnership; create subsidiary/branch); and
- (d) Restricted payments (not to distribute dividends, make payments to affiliates).

PHINMA Renewable is in compliance with loan covenants as at June 30, 2019 and December 31, 2018.

The loan facility is secured by PHINMA Renewable's wind farm, included in "Machinery and equipment" account under "Property, plant and equipment" with carrying value amounting to ₱4,360.90 million and ₱4,310.28 million as at June 30, 2019 and December 31, 2018, respectively (see Note 9). In addition, as a security for the timely payment, discharge, observance and performance of

the obligations, PHINMA Energy entered into a Pledge Agreement covering the subscriptions of stocks of PHINMA Energy and its nominees.

PHINMA Energy

The relevant terms of the long-term loans of the Parent Company are as follows:

Description	Interest Rate (per annum)	Terms	June 2019	December 2018
₱1.50 billion loan with China Banking Corporation (CBC)	The higher of 7-year PDST-F at interest rate setting date which is one (1) banking day prior to issue date plus a spread of 1.625% or 5.675% for the first 7 years; repricing for the last 3 years, the higher of 3-year PDST-F plus a spread of 1.625% or initial interest rate.	Availed on April 14, 2014, payable in quarterly installment within 10 years to commence 1 year after the first interest payment date with final repayment in April 10, 2024; contains negative pledge	₱1,373,708	₱1,388,693
₱0.50 billion loan with Banco De Oro Unibank, Inc. (BDO)	The higher of 7Y PDST-F at interest rate setting date which is one (1) banking day prior to issue date plus a spread of 1.625% or 5.675% for the first 7 years; repricing for the last 3 years, the higher of 3-year PDST-F plus a spread of 1.625% or initial interest rate	Availed on April 30, 2014, payable in quarterly installments within 10 years to commence 1 year after the first interest payment date with final repayment in January 30, 2024; contains negative pledge	456,774	461,467
₱1.18 billion loan with SBC	Fixed at a rate of 6.50% per annum which shall be payable at the end of the interest period of six months	Availed on January 11, 2017 payable in semi-annual installments within 12.5 years to commence 6 months after the	934,736	965,456
₱1.18 billion loan with DBP	Fixed at a rate of 6.00% for the first 7 years; repricing for the last 5.5 years, the higher of 5-year PDST-R2 plus a spread of 1.625% or 6.25%	Availed on January 10, 2017 payable in semi-annual installments within 12.5 years to commence 6 months after the Drawdown Date and every 6 months thereafter with final repayment in July 10, 2029; contains negative pledge	934,736	965,469
₱0.93 billion loan with SBC	The applicable peso benchmark (based on BVAL) plus minimum of 2.0% spread, with quarterly repricing, which shall be payable quarterly in arrears.	Availed on December 28, 2018 payable on June 28, 2020; up to 18 months from drawdown date	-	923,061
Carrying value (net of unamortized debt issue costs and embedded derivatives)			₱3,699,954	₱4,704,146

In the first six months of 2019 and for the year 2018, principal repayments made relative to PHINMA Energy's loans amounted to ₱1,012.03 million and ₱107.18 million, respectively.

PHINMA Energy's long-term loans also contain prepayment provisions as follows:

Description	Prepayment provision
₱1.50 billion loan with CBC	Early redemption is at the option of the issuer exercisable anytime at par plus break-funding cost. Break-funding cost on principal repayment shall be based on the difference between the contracted interest rate and the comparable benchmark rate. The negative difference shall be multiplied by the prepaid amount and the remaining tenor to come up

Description	Prepayment provision
	with break-funding cost, which in no case is less than zero.
₱0.50 billion loan with BDO	Early redemption is at the option of the issuer exercisable on an interest payment date every anniversary starting from the 7 th year from Issue date. Prepayment amount is at par. Transaction cost is minimal.
₱1.18 billion loan with SBC	Early redemption is at the option of the issuer exercisable on an interest payment date at par plus break-funding cost. Transaction cost is minimal.
₱1.18 billion loan with DBP	Early redemption is at the option of the issuer exercisable on the interest repricing date (8 th anniversary of the drawdown date). Prepayment amount is at par. If redemption is exercised on a date that is not the interest repricing date, prepayment amount is at par plus break-funding cost. Transaction cost is minimal.
₱0.93 billion loan with SBC	Early redemption is at the option of the issuer exercisable on the interest payment date at par plus break-funding cost. Break-funding cost on principal repayment shall be based on the difference between the contracted interest rate and the comparable benchmark rate. The negative difference shall be multiplied by the prepaid amount and the remaining tenor to come up with break-funding cost, which in no case is less than zero.

The prepayment option on all loans except for the ₱1.00 billion loan with SBC were assessed as closely related and, thus, not required to be bifurcated. For the ₱1.00 billion loan with SBC, the prepayment option was assessed as not closely related but was not bifurcated because the prepayment option has nil or very minimal value since it is deeply out of the money.

Covenants. Under the loan agreements, PHINMA Energy has certain restrictions and requirements principally with respect to maintenance of required financial ratios and material change in ownership or control.

Description	Covenants
₱1.50 billion loan with CBC	(a) Minimum DSCR of 1.0 times after Grace Period up to Loan Maturity
	(b) Maximum Debt to Equity ratio of 1.5 times
₱0.50 billion loan with BDO	(a) Minimum DSCR of 1.0 times after Grace Period up to Loan Maturity
	(b) Maximum Debt to Equity ratio of 1.5 times
Description	Covenants
₱1.18 billion loan with SBC	(a) Minimum DSCR of 1.0 times
	(b) Maximum Consolidated Debt to Equity ratio of 1.5 times
	(c) Minimum Current ratio of 1.0 times
₱1.18 billion loan with DBP	(a) Minimum DSCR of 1.0 times
	(b) Maximum Consolidated Debt to Equity ratio of 1.5 times

- ₱0.93 billion loan with SBC
- (c) Minimum Current ratio of 1.0 times
 - (a) Minimum DSCR of 1.0 times
 - (b) Maximum Consolidated Debt to Equity ratio of 1.5 times
 - (c) Minimum Current ratio of 1.0 times

In addition, there is also a restriction on the payment or distribution of dividends to its stockholders other than dividends payable solely in shares of its capital stock if payment of any sum due the lender is in arrears or such declaration, payment or distribution shall result in a violation of the financial ratios prescribed.

Total interest expense recognized on PHINMA Energy's and PHINMA Renewable's loans amounted to ₱212.29 million, and ₱206.00 million for the first six months ended June 30, 2019 and 2018, respectively.

16. Other Noncurrent Liabilities

	June 2019	December 2018
Trade payables (see Note 12)	₱1,123,506	₱1,123,511
Deposit payable	145,834	174,370
Finance lease obligation- noncurrent portion	66,391	72,299
Accrued expenses	12,806	12,897
	₱1,348,537	₱1,383,077

Deposit payables consist of security deposits from RES Customers refundable at the end of the contract.

Finance lease obligations refer to lease agreements entered into by the Company with individual land owners. These leases have terms of 20 to 25 years.

Accrued expenses pertains to accrual of asset retirement obligation and various provisions.

17. Equity

Capital Stock

Following are the details of the Parent Company's capital stock:

	Number of Shares	
	June 2019	December 2018
Authorized capital stock - ₱1 par value	8,400,000,000	8,400,000,000
Issued shares:		
Balance at beginning of the period	4,889,774,922	4,889,774,922
Issuance during the period -		
New shares	2,632,000,000	-
Balance at end of the period	7,521,774,922	4,889,774,922

The issued and outstanding shares as at June 30, 2019 and December 31, 2018 are held by 3,168 and 3,191 equity holders, respectively.

On November 16, 2009, in a special stockholders' meeting, the Parent Company's stockholders approved the increase in the Parent Company's authorized capital stock from ₱2.0 billion divided into 2 billion shares, to ₱4.2 billion divided into 4.2 billion shares which shall be funded through stock rights offering (SRO). On March 30, 2011, the SEC approved the SRO of 1.165 billion shares of the Parent Company at the rate of seven shares for every 10 shares held as at record date of May 18, 2011, at a price of ₱1 per share. The offer period commenced on May 30, 2011 and ended on June 3, 2011. Total proceeds raised from the SRO, net of direct costs incurred, amounted to ₱1.15 billion. The proceeds were used to partially finance the Company's equity investment in SLTEC and MGI.

On March 20, 2012, the Parent Company's stockholders approved the increase in the authorized capital stock from ₱4.2 billion divided into 4.2 billion shares with par value of ₱1 per share to ₱8.4 billion divided into 8.4 billion shares with a par value of ₱1 per share which shall be funded by a stock rights offering.

On September 26, 2012, the Parent Company filed with the SEC Form 10.1 Notice of / Application for Confirmation of Exempt Transaction covering the common shares to be issued relative to the Company's Rights Offer, pursuant to Sections 10.1 (e) and 10.1 (i) of the Securities Regulations Code (SRC) under which the exemption is based. On October 3, 2012, the SEC approved the stock rights offering of 1.42 billion shares of the Parent Company at the rate of one (1) share for every two (2) shares held as at record date of November 7, 2012 at a price of ₱1 per share. The offer period commenced on November 14, 2012 and ended on November 20, 2012. The Parent Company also offered an additional 212.25 million shares to meet additional demand from eligible stockholders ("Overallotment Option"). Total proceeds raised from the SRO, net of direct costs incurred, amounted to ₱1.61 billion.

The proceeds were used to finance its equity investments in PHINMA Renewable's 54 MW wind energy project in San Lorenzo, Guimaras and SLTEC's second 135 MW clean coal-fired power plant in Calaca, Batangas, among other power project opportunities.

The following table presents the track record of registration of capital stock:

Date of SEC Approval	No. of shares Registered	No. of shares Issued	Par Value	Issue/ Offer Price
08-Feb-69	2,000,000,000	1,000,000,000	₱0.01	₱0.01
22-Jul-75	2,000,000,000	937,760,548	0.01	0.01
16-Jul-79	6,000,000,000	6,058,354,933	0.01	0.01
12-Feb-88	10,000,000,000	7,643,377,695	0.01	0.02
08-Jun-93	10,000,000,000	8,216,141,069	0.01	0.01
15-Jul-94	70,000,000,000	50,170,865,849	0.01	0.01
24-Aug-05	1,000,000,000	264,454,741	1.00	1.00
06-Jun-11	2,200,000,000	1,165,237,923	1.00	1.00
12-Nov-12	4,200,000,000	2,027,395,343	1.00	1.00

Retained Earnings

The Company's retained earnings balance amounted to ₱2.80 billion and ₱3.30 billion, respectively, as at June 30, 2019 and December 31, 2018. Retained earnings not available for declaration, computed based on the guidelines provided in SRC Rule 68, As Amended (2011), to the extent of (a) undistributed earnings of subsidiaries, associates and joint venture included in the Company's retained earnings amounted to ₱1,095.34 million and ₱1,285.25 million as at June 30, 2019 and December 31, 2018, respectively; and (b) cost of treasury shares amounted to ₱27.70 million and ₱27.71 million as at June 30, 2019 and December 31, 2018.

Treasury Shares

As a result of PHINMA Power becoming a wholly-owned subsidiary of PHINMA Energy effective January 1, 2013, the Parent Company's shares of stock held by PHINMA Power amounting to ₱28.79 million was considered as treasury shares.

Other Equity Reserve

This account consists of:

	June 2019	December 2018
Other equity reserves from joint venture ^a	₱17,231	₱17,231
Effect of distribution of property dividends - PHINMA Petroleum shares ^b	1,107	1,107
Effect of purchase of PHINMA Petroleum shares ^c	(90,674)	
	(₱72,336)	₱18,338

- a. This relates to the accumulated share in expenses directly attributable to issuance of stocks of SLTEC, one of the Parent Company's joint ventures.
- b. This represents the impact of the property dividend distribution in the form of PHINMA Petroleum shares on the equity attributable to equity holders of the Parent Company when the Parent Company's ownership interest decreased but did not result in loss of control. The Parent Company's effective ownership in PHINMA Petroleum decreased from 100% to 50.74% in 2014.
- c. This represents the impact of the additional shares of PHINMA Petroleum purchased by the Parent Company on June 20, 2019. As of June 30, 2019, the Parent Company's effective ownership in PHINMA Petroleum increased from 50.74% to 75.92%.

Dividends Declared

Cash dividends declared in 2018, 2017, 2016 and after December 31, 2018 are as follows:

Date of Declaration	Type	Dividend		Record Date
		Rate	Amount *	
February 23, 2015	Cash	0.04 per share	194,602	March 9, 2015
February 23, 2016	Cash	0.04 per share	194,606	March 9, 2016
December 16, 2016	Cash	0.04 per share	195,436	January 4, 2017
March 3, 2017	Cash	0.04 per share	195,436	March 17, 2017
February 28, 2018	Cash	0.04 per share	195,591	March 14, 2018

**Includes dividends on shares held by PHINMA Power.*

18. Costs of Sale of Electricity

	For the six months ended June 30	
	2019	2018
Costs of power purchased	₱6,857,562	₱7,319,592
Fuel (see Note 7)	904,170	543,745
Depreciation and amortization	186,208	188,358
Repairs and maintenance	77,508	80,379
Stations used	52,547	2,678
Salaries	44,991	55,043
Transmission costs	44,442	5,671
Taxes and licenses	39,803	39,715
Rent	37,031	37,056
Insurance	35,650	34,704
Pension and employee benefits	9,071	11,377
Transportation and travel	1,338	1,295
Filing fees	486	540
Others	8,170	8,396
	₱8,298,977	₱8,328,549

19. General and Administrative Expenses

	For the six months ended June 30	
	2019	2018
Salaries and directors' fees	₱75,240	₱77,527
Taxes and licenses	62,490	68,911
Management and professional fees (see Note 21)	53,017	57,206
Provision for probable losses	34,493	48,263
Depreciation and amortization	11,012	12,136
Pension and employee benefits	8,796	11,399
Bank charges	7,538	8,976
Building maintenance and repairs	7,329	8,469
Insurance, dues and subscriptions	4,622	5,140
Corporate social responsibilities	1,966	1,482
Transportation and travel	1,706	4,916
Communication	1,304	2,304
Office supplies	847	2,850
Meeting and conferences	600	2,262

Forward

	For the six months ended June 30	
	2019	2018
Rent	758	1,404
Contractor's fee	367	2,993
Plug and abandonment	202	31,789
Others	8,779	2,320
	281,066	₱350,347

20. Other Income (Loss) - Net

	For the six months ended June 30	
	2019	2018
Interest and other financial income	₱33,693	₱35,777
Gain (loss) on sale of asset held for sale	14,289	-
Gain on sale of investment	1,375	-
Foreign exchange loss – net	(1,020)	35,304
Gain on sale of property, plant and equipment	161	-
Loss on sale of inventory	(4)	-
Gain on sale of financial assets	-	20
Gain (loss) on derivatives - net	-	(19,038)
Others	2,935	2,245
	₱51,429	₱54,308

Interest and Other Financial Income

The details of interest and other financial income are as follows:

	For the six months ended June 30	
	2019	2018
Interest income on:		
Cash in banks (see Note 5)	₱81	₱192
Short-term deposits (see Note 5)	12,123	12,044
Receivables and others	6,496	13,057
Net gains on investments held for trading	14,993	10,484
	₱33,693	₱35,777

Interest and Other Finance Charges

The details of interest and other finance charges are as follows:

	For the six months ended June 30	
	2019	2018
Interest expense on:		
Long-term loans (see Note 15)	₱211,390	₱206,000
Short-term loans	8,653	-
Finance lease obligations	8,882	8,178
Amortization of debt issue cost (see Note 15)	8,738	1,487
Asset retirement obligation	-	184
Others	(2,216)	(2,002)
Other finance charges	392	1
	₱235,839	₱213,848

21. Related Party Transactions

Parties are considered to be related if one party has the ability, directly or indirectly, to control the other party or exercise significant influence over the other party in making financial and operating decisions. Parties are also considered to be related if they are subject to common control or common significant influence which include affiliates. Related parties may be individual or corporate entities.

Outstanding balances at period-end are unsecured and are to be settled in cash throughout the financial year. There have been no guarantees provided or received for any related party receivables or payables. Provision for credit losses recognized for receivables from related parties is nil and amounted to ₱10.26 million for the six months ended June 30, 2019 and year ended December 31, 2018, respectively. The assessment of collectability of receivables from related parties is undertaken each financial year through examining the financial position of the related party and the market in which the related party operates.

In the ordinary course of business, the Company transacts with associates, affiliates, jointly controlled entities and other related parties on advances, loans, reimbursement of expenses, office space rentals, management service agreements and electricity supply. The transactions and balances of accounts as at and for the six months ended June 30, 2019 and year ended December 31, 2018 related parties are as follows:

June 2019					
Company	Amount/ Volume	Nature	Outstanding Balance	Terms	Conditions
<i>Ultimate Parent</i>					
PHINMA, Inc.					
Rental and other income	₱108	Rent and share in expenses	₱121	30-60 day, non-interest bearing	Unsecured, no impairment
General and administrative expenses	46,235	Management fees and share in expenses	(24,185)	30-day, non-interest bearing	Unsecured
Purchase of shares of stocks	74,738	Purchase of shares of stocks	-		
<i>Joint Venture</i>					
SLTEC					
Revenue from sale of electricity, rental and other income	18,213	Sale of electricity, rent and share in expenses	303,220	30-day, non-interest bearing	Unsecured, no impairment
Dividend income	-	Dividend received	-		
Costs of sale of electricity	2,298,820	Purchase of electricity	(179,716)	30-day, non-interest bearing	Unsecured
Accounts payable and other current liabilities	-	Rental deposit	-	End of lease term	Unsecured
PHINMA Solar					
Rental income	101	Rental income	25	30-day, non-interest bearing	Unsecured
<i>Associates</i>					
Asia Coal					
Accounts payable and other current liabilities	-	Advances	(254)	Non-interest bearing	Unsecured
MGI					
Costs of sale of electricity	599,305	Trading cost	(106,740)	30-day, non-interest bearing	Unsecured
Investments	-	Additional investments	-	Noninterest-bearing	Unsecured, no impairment
<i>Entities under common control</i>					
PHINMA Property Holdings Corporation (PPHC)					
Accounts payable and other current liabilities	-	Advances	(171)	30-60 day, non-interest bearing	Unsecured

June 2019

Company	Amount/ Volume	Nature	Outstanding Balance	Terms	Conditions
PHINMA Corporation					
Other income	₱316,273	Share in expenses	310,009	30-60 day, non-interest bearing	Unsecured, no impairment
General and administrative expense	426	Share in expenses	(69)	30-day, non-interest bearing	Unsecured
Accounts payable and other current liabilities	6,512	Purchase of dollar	-	On demand	Unsecured
Purchase of shares of stocks	79,254	Purchase of shares of stocks	-		
Union Galvasteel Corp. (UGC)					
Dividend income	1,951	Cash dividend	-	30-60 day, non-interest bearing	Unsecured, no impairment
Rental income	362	Rent	105	30-60 day, non-interest bearing	Unsecured
Accounts payable and other current liabilities	-	Rental deposit	(158)	On demand	Unsecured
T-O Insurance, Inc.					
General and administrative expenses	6,084	Prepaid insurance and insurance expenses	(6,259)	30-60 day, non-interest bearing	Unsecured
General and administrative expenses	44	Refund of insurance premium	44	30-60 day terms; noninterest-bearing	Unsecured
Emar Corp.					
Other Income	64	Share in expenses	-	30-60 day terms; noninterest-bearing	Unsecured; no impairment
PhilCement Rental income	38	Rent	42	30-60 day terms; noninterest-bearing	Unsecured; no impairment
Other Related Parties					
Directors					
General and administrative expenses	5,230	Director's fee and annual incentives	-	On demand	Unsecured
Stockholders					
Due to stockholders	-	Cash dividend	(15,181)	On demand	Unsecured
Due from related parties (see Note 6)			₱613,566		
Due to related parties (see Note 13)			(317,551)		
Due to stockholders			(15,181)		

December 2018

Company	Amount/ Volume	Nature	Outstanding Balance	Terms	Conditions
Ultimate Parent					
PHINMA, Inc.					
Rental and other income	₱103	Rent and share in expenses	₱-	30-60 day, non-interest bearing	Unsecured, no impairment
Due to related parties/ General and administrative expenses	27,968	Management fees and share in expenses	(23,521)	30-day, non-interest bearing	Unsecured
Accounts payable and other current liabilities	49,308	Cash dividend	-	On demand	Unsecured
Due to related parties	-	Rental deposit	(186)	End of lease term	Unsecured
Joint Venture					
SLTEC					
Revenue from sale of electricity, rental and other income	517,911	Sale of electricity, rent and share in expenses	288,453	30-day, non-interest bearing	Unsecured, no impairment
Investments and advances (see Note 10)	-	Dividends received	-	30-day, non-interest bearing	Unsecured, no impairment
Due to related parties/ Costs of sale of electricity	6,283,516	Purchase of electricity	(508,808)	30-day, non-interest bearing	Unsecured
Due to related parties	-	Rental deposit	(497)	End of lease term	Unsecured
PHINMA Solar					
Due to related parties	-	Advances	(90,000)	Non-interest bearing	Unsecured

December 2018

Company	Amount/ Volume	Nature	Outstanding Balance	Terms	Conditions
<u>Associates</u>					
<i>Asia Coal</i>					
Accounts payable and other current liabilities		– Advances	(254)	Non-interest bearing	Unsecured
<i>MGI</i>					
Due to related parties/ Costs of sale of electricity	1,142,885	Trading cost	(144,225)	30-day, non-interest bearing	Unsecured
Investments and advances (see Note 10)	12,500	Dividend received	–	Non-interest bearing	Unsecured, no impairment
<u>Entities Under Common Control</u>					
<i>PHINMA Property Holdings Corporation (PPHC)</i>					
Due to related parties		– Advances	(171)	30-60 day, non-interest bearing	Unsecured
<i>PHINMA Corporation</i>					
Dividend and other income	5,804	Cash dividend and share in expenses	–	30-60 day, non-interest bearing	Unsecured, no impairment
Due to related parties/ Other expenses	3,778	Share in expenses	(490)	30-day, non-interest bearing	Unsecured
Accounts payable and other current liabilities	51,293	Cash dividend	–	On demand	Unsecured
<i>Union Galvasteel Corp. (UGC)</i>					
Due from related parties/ Accounts payable and other current liabilities	619	Rental deposit	123	30-60 day, non-interest bearing	Unsecured, no impairment
Receivables	225,000	Sale of 50% Interest in PHINMA Solar	45,000	Noninterest-bearing	Unsecured, no impairment
Dividend income	3,458	Cash dividend	–	30-60 day, non-interest bearing	Unsecured, no impairment
Due to related parties		– Rental deposit	(158)		
General and administrative expenses	136	Roofing materials	–	30-60 day, non-interest bearing	Unsecured
<i>T-O Insurance, Inc.</i>					
Due to related parties/ General and administrative expenses	59,146	Insurance expense and membership fees	(32,857)	30-60 day, non-interest bearing	Unsecured
<u>Other Related Parties</u>					
<i>Directors</i>					
General and administrative expenses	10,145	Director's fee and annual incentives	–	On demand	Unsecured
<i>Stockholders</i>					
Due to stockholders	89,718	Cash dividend	(16,651)	On demand	Unsecured
Due from related parties (see Note 6)			₱333,576		
Due to related parties (see Note 13)			(801,165)		
Accrued directors' and annual incentives (see Note 13)			–		
Due to stockholders			(16,651)		

PHINMA, Inc.

The Parent Company and its subsidiaries PHINMA Power, CIPP, PHINMA Renewable and PHINMA Petroleum have management contracts with PHINMA, Inc. up to August 31, 2018 except for PHINMA Power whose contract was renewed in 2016 for another five (5) years prior to expiration. Under these contracts, PHINMA, Inc. has a general management authority with corresponding responsibility over all operations and personnel of the Company including planning, direction, and supervision of all the operations, sales, marketing, distribution, finance, and other business activities of the Company. Under the existing management agreement, the Parent Company, PHINMA Power, CIPP, PHINMA Renewable and PHINMA Petroleum pay PHINMA, Inc. a fixed monthly management fee plus an annual incentive based on a certain percentage of each company's

net income. On February 23, 2016, PHINMA Petroleum's BOD approved the suspension of the management contract starting 2016. The contract was not renewed upon expiration on January 1, 2018.

In 2018, CIPP's and PHINMA Renewable's BOD approved the renewal of its management contract with PHINMA, Inc. effective for another five (5) years.

Other expenses billed by PHINMA, Inc. include the Company's share in common expenses. The Company has a dividend payable to PHINMA, Inc. for cash dividends declared. The Company also bills PHINMA, Inc. for rent and the latter's share in common expenses.

PHINMA Corporation

PHINMA Corporation is likewise controlled by PHINMA, Inc. through a management agreement. PHINMA Corporation bills the Company for its share in expenses. The Company also receives cash dividends from PHINMA Corporation. The Company has a dividend payable to PHINMA Corporation for cash dividends declared.

SLTEC

SLTEC leased and occupied part of the office space owned by the Parent Company. Monthly rent is based on a pre-agreed amount subject to 5% escalation rate per annum. The lease agreement is for a period of five years commencing on October 10, 2011. The contract ended on October 15, 2016 and it was not renewed. The transactions with SLTEC also include the sale and purchase of electricity, reimbursements of expenses and receipt of dividends.

MGI

The Parent Company purchases the entire net electricity output of MGI. Other transactions with MGI include reimbursements of expenses and advances for future subscriptions. For the first six months of 2019 and in 2018, the Parent Company invested nil and additional capital amounting to ₱12.50 million to MGI, respectively.

PPHC/ UGC/Asian Plaza, Inc./Asia Coal/ACTA

PPHC, UGC and Asian Plaza, Inc., Asia Coal and ACTA are entities under common control. The transactions for these companies include cash dividends and/or advances.

In 2018, the Parent Company made additional investments in ACTA's capital stock amounting to ₱4.65 million.

T-O Insurance, Inc.

T-O Insurance, Inc. is likewise controlled by PHINMA, Inc. through a management agreement. The Company insures its properties through T-O Insurance, Inc. PHINMA Energy's transaction with T-O insurance, Inc. includes payment of insurance and membership fees, the receipt of refund for overpayment and purchase of U.S. dollars.

PHINMA Education

The Parent Company has payable to PHINMA Education for services rendered.

Directors

The Company recognizes bonus to directors computed based on net income before the effect of the application of the equity method of accounting.

Retirement Fund

The fund is managed by a trustee under the PHINMA Jumbo Retirement Plan.

22. Earnings (Loss) Per Share

Basic and diluted EPS are computed as follows:

	For the six months ended June 30	
	2019	2018
	<i>(In Thousands, Except for Number of Shares and Per Share Amounts)</i>	
(a) Net loss attributable to equity holders of Parent Company	(P551,865)	(P48,257)
Common shares outstanding at beginning of year (see Note 15)	4,889,774,922	4,889,774,922
Weighted average number of shares issued during the year	87,248,619	-
(b) Weighted average common shares outstanding	4,977,023,541	4,889,774,922
Basic/Diluted loss per share (a/b)	(P0.11)	(P0.01)

On June 25, 2019, AC Energy subscribed to 2,632,000,000 shares of PHINMA Energy at par value of P1.00 per share on closing date.

In the first six months of 2018, the Parent Company does not have any potential common shares or other instruments that may entitle the holder to common shares. Consequently, diluted earnings (loss) per share is the same as basic earnings (loss) per share in 2018.

23. Fair Values

The table below presents the carrying values and fair values of the Company's financial assets and financial liabilities, by category and by class, as at June 30, 2019 and December 31, 2018:

	June 2019			
	Carrying Value	Fair Value		
		Quoted Prices in Active Markets (Level 1)	Significant Observable Input (Level 2)	Significant Unobservable Inputs (Level 3)
Asset				
Financial assets at FVTPL	P1,487,478	P-	P1,487,478	P-
Financial assets at FVOCI	14,405	-	14,405	-
Derivative asset	4	-	4	-
Refundable deposits**	163,726	-	-	163,726
Receivable from third parties**	502,168	-	-	502,168
	P2,167,781	P-	P1,501,887	P665,894
Liability				
Long-term debt	P5,280,998	P-	P5,280,998	P-
Short-term debt	400,000	-	-	400,000
Deposit payables and other liabilities****	138,644	-	-	138,644
	P5,819,642	P-	P5,280,998	P538,644

December 2018

	Carrying Value	Fair Value		
		Quoted Prices in Active Markets (Level 1)	Significant Observable Input (Level 2)	Significant Unobservable Inputs (Level 3)
Asset				
Financial assets at FVTPL	₱749,191	₱–	₱749,191	₱–
Financial assets at FVOCI	257,995	137,096	11,500	109,399
Derivative assets*	4	–	4	–
Refundable deposits**	154,010	–	–	136,129
Receivables from third parties**	517,757	–	–	518,071
	₱1,678,957	₱137,096	₱760,695	₱763,599
Liability				
Short-term loan	₱400,000	₱–	₱–	₱400,000
Long-term debt	6,336,933	–	6,114,507	–
Deposit payables and other liabilities****	4,603	–	–	4,202
	₱6,741,536	₱–	₱6,114,507	₱404,202

**** Included under "Other current assets" account.

**** Included under "Other current assets" and "Other noncurrent assets" accounts.

**** Included under "Accounts payable and other current liabilities" account.

**** Included under "Accounts payable and other current liabilities" and "Other noncurrent liabilities" accounts.

The following methods and assumptions are used to estimate the fair values of each class of financial instruments:

Cash and Cash Equivalents, Short-term Investment, Receivables, Accounts Payable and Other Current Liabilities and Due to Stockholders

The carrying amounts of cash and cash equivalents, short-term investment, receivables, accounts payable and other current liabilities and due to stockholders approximate their fair values due to the relatively short-term maturities of these financial instruments.

Investments Held for Trading/ Financial Assets at FVTPL

Net asset value per unit has been used to determine the fair values of investments held for trading/ financial assets at FVTPL.

AFS Investments/ Financial Asset at FVOCI

Quoted market prices have been used to determine the fair values of quoted AFS investments/ financial assets at FVOCI. In 2018, the fair values of financial assets at FVOCI are determined based on the discounted free cash flows of the investee.

The fair value of derivative assets of freestanding forward currency transactions is calculated by reference to current forward exchange rates for contracts with similar maturity profiles.

The Company uses the following hierarchy for determining and disclosing the fair value of financial instruments by valuation technique:

- Level 1: Quoted (unadjusted) prices in active markets for identical assets or liabilities
- Level 2: Inputs other than quoted prices included within level 1 that are observable for the asset or liability, either directly (i.e., as prices) or indirectly (i.e., derived from prices)
- Level 3: Inputs for the asset or liability that are not based on observable market data (unobservable inputs).

Refundable Deposits, Deposits Payable and Other Liabilities

Estimated fair value is based on present value of future cash flows discounted using the prevailing PDST-R2 rates that are specific to the tenor of the instruments' cash flows at the end of the reporting period.

Long-Term Loans

The estimated fair value is based on the discounted value of future cash flows using the prevailing credit adjusted risk-free rates that are adjusted for credit spread.

Finance Lease Obligation

The fair value of finance lease obligation is no longer determined as it consists of numerous individually insignificant lease agreements and the effect is not expected to be significant.

Derivative Assets

Foreign Currency Forwards

PHINMA Energy entered into a forward foreign currency forward contracts with a bank with an aggregate notional amount of US\$8.50 million in 2017. The weighted average fixing rate amounted to ₱51.09 to US\$1.00 in 2017. The net fair value of these currency forwards amounted to ₱9.85 million gains as at December 31, 2017. The foreign currency forward contracts were settled in 2018.

Embedded Derivatives

The Company has bifurcated embedded derivatives from its fuel purchase contracts. The purchases are denominated in U.S. dollar but the Company agreed to pay in Philippine peso using the average daily Philippine Dealing System weighted average rate of the month prior to the month of billing. These embedded derivatives are attributable to PHINMA Energy.

The Company's outstanding embedded forwards have an aggregate notional amount of US\$0.03 million as at December 31, 2018. The weighted average fixing rate amounted to ₱52.35 to US\$1.00 as at December 31, 2018. The net fair value of these embedded derivatives amounted to ₱ 0.20 million gains at December 31, 2018.

The net movements in fair value changes of the Company's derivative instruments (both freestanding and embedded derivatives) are as follows:

	June 2019	December 2018
Balance at beginning of year	₱4	₱9,652
Net changes in fair value during the year	-	(15,056)
Fair value of settled contracts	-	5,408
Balance at end of the period	₱4	₱4

The net changes in fair value during the year are included in the "Other income (loss) - net" account in the interim condensed consolidated statements of income (see Note 19).

The fair value of derivative assets is presented under "Other current assets" account in the interim condensed consolidated statement of financial position (see Note 8).

24. Supplemental Cash Flow Information

Movement in the Company's liabilities from financing activities are as follows:

	January 1, 2019	Dividend Declaration	Availments	Payments	Others	June 30, 2019
Current portion of:						
Short-term loans	P400,000	P-	P-	P-	P-	P400,000
Long-term loans	265,460	-	-	-	4,343	269,803
Finance lease obligation	14,803	-	-	-	(269)	14,534
Dividends payable	16,651	-	-	(1,470)	-	15,181
Noncurrent portion of:						
Long-term loans	6,071,473	-	-	(1,066,374)	6,096	5,011,195
Finance lease obligation	72,298	-	-	(13,586)	7,679	66,391
Total liabilities from financing activities	P6,840,685	P-	P-	(P1,081,430)	P17,849	P5,777,104

25. Contingencies

Tax assessments:

- a. On September 5, 2017, CIPP received a Final Decision on Disputed Assessment from the BIR demanding the payment of a total amount of P341.73 million for various alleged deficiency taxes for taxable year 2013. On October 4, 2017, CIPP filed its request for reconsideration with the Office of the Commissioner. In the opinion of CIPP's management, in consultation with its outside counsel, these proceedings will not have material or adverse effect on the financial statements. The information usually required by PAS 37 is not disclosed on the ground that it can be expected to prejudice the outcome or CIPP's position with respect to these matters. As at July 23, 2019, the case is still pending.
- b. On August 20, 2014, PHINMA Energy distributed cash and property dividends in the form of shares in PHINMA Petroleum after securing SEC's approval of the registration and receipt of Certificate Authorizing Registration (CAR) from the BIR.

On October 22, 2014, PHINMA Energy received from the BIR a Formal Letter of Demand (FLD), assessing PHINMA Energy for a total donor's tax due of P157.75 million inclusive of penalty and interest up to September 30, 2014.

On November 21, 2014, PHINMA Energy and its independent legal counsel filed an administrative protest in response to the FLD, on the following grounds:

- 1) The dividend distribution is a distribution of profits by PHINMA Energy to its stockholders and not a "disposition" as contemplated under Revenue Regulations Nos. 6-2008 and 6-2013 which would result in the realization of any capital gain of PHINMA Energy;
- 2) PHINMA Energy did not realize any gain or increase its wealth as a result of the dividend distribution; and,
- 3) There was no donative intent on the part of PHINMA Energy.

On May 27, 2015, PHINMA Energy received from the BIR a Final Decision on Disputed Assessment (FDDA) dated May 26, 2015, denying the protest.

On June 25, 2015, PHINMA Energy filed with the CTA a Petition for Review seeking a review of the FDDA and requesting the cancellation of the assessment. In its decision dated September 28,

2018, the CTA cancelled and withdrew the FLD. On January 24, 2019, the CTA denied the BIR's motion for reconsideration.

On May 2, 2019, a Comment/Opposition was filed regarding the BIR's Petition for Review to the CTA En Banc. As of July 23, 2019, the Company awaits further orders from the Court.

- c. On January 4, 2018, PHINMA Power received a formal letter of demand issued by the BIR demanding payment amounting to ₱19.72 million for deficiency income tax, value-added tax, withholding tax and compromise penalties for the taxable year 2013. On January 5, 2018, PHINMA Power paid the amount of ₱19.72 million as full settlement of the assessment.

Claim for tax refund

On August 15, 2016, PHINMA Renewable filed with the BIR a letter and application for tax credits or refund for the PHINMA Renewable's excess and unutilized input VAT for the period July 1, 2014 to June 30, 2015 amounting to ₱335.76 million attributable to PHINMA Renewable's zero-rated sales. On December 19, 2016, PHINMA Renewable received a letter from the BIR denying the administrative claim for refund of excess and unutilized input VAT for the period July 1, 2014 to December 31, 2014. On January 11, 2017, PHINMA Renewable filed with the CTA a Petition for Review. During 2018, PHINMA Renewable and the BIR presented their evidence and arguments. As at July 23, 2019, PHINMA Renewable awaits the CTA's decision.

ANNEX B

MANAGEMENT DISCUSSION AND ANALYSIS OF FINANCIAL CONDITION AND RESULTS OF OPERATIONS

The following discussion and analysis of financial position and results of operations of PHINMA Energy Corporation and its subsidiaries should be read in conjunction with the unaudited interim consolidated financial statements as at June 30, 2019 and the audited consolidated financial statements as at December 31, 2018 and for the six months ended June 30, 2019 and 2018. The unaudited interim consolidated financial statements have been prepared in compliance with the Philippine Financial Reporting Standards.

The Company posted consolidated net loss amounting to **₱556.45 million** for the first half of 2019 compared to **₱76.41 million** net loss in the same period last year.

The tables below summarize the consolidated results of operations of PHINMA Energy's revenues, costs and expenses for the six months period ended June 30, 2019 and 2018.

Revenues

In thousands	April - June		Jan - June		April - June		Jan - June	
	2019	2018	2019	2018	Inc (Dec)	%	Inc (Dec)	%
Revenue from sale								
of electricity	4,925,775	4,411,116	8,310,370	8,105,236	514,659	12%	205,134	3%
Dividend income	5,474	6,625	7,585	7,384	(1,152)	-17%	201	3%
Rental income	1,145	161	1,377	316	984	610%	1,061	336%

- The increase in **revenue from sale of electricity** was attributable to the higher energy sales from the Parent Company's power supply business as a result of the higher WESM prices in the first semester of 2019.
- The **dividend income** received from the Company's various investments were lower in the second quarter of 2019 but higher for the first half of 2019 compared to the same period last year.
- **Rental income** increased as the Parent Company leased the previously used office space to a third party.

Costs and Expenses

In thousands	April - June		Jan - June		April - June		Jan - June	
	2019	2018	2019	2018	Inc (Dec)	%	Inc (Dec)	%
General & administrative expenses	144,583	194,660	281,065	350,347	(50,078)	-26%	(69,281)	-20%

- **General and administrative expenses** decreased due to reduction in transportation, contractors' fees, office supplies, communication, meetings and advertising. Also, there were plug and abandonment costs in the first semester of 2018.

Other Income and Expenses

In thousands	April - June		Jan - June		April - June		Jan - June	
	2019	2018	2019	2018	Inc (Dec)	%	Inc (Dec)	%
Interest & other finance charges	(121,116)	(107,049)	(235,839)	(213,848)	(14,068)	13%	(21,991)	10%
Equity in net income (losses) of associates & JV	(136,991)	284,564	(60,035)	410,211	(421,555)	-148%	(470,246)	-115%
Other income (loss) - net	19,547	23,772	51,429	54,308	(4,225)	-18%	(2,879)	-5%

- **Interest and other finance charges** went up due to availment of short-term loan in the third quarter of 2018 with higher interest rate.
- **Equity in net loss of associates and JV** was posted in the second quarter of 2019 as compared to 2018 due to lower generation from unscheduled shutdowns of SLTEC.
- **Other income – net** went down due to foreign exchange loss on foreign-currency denominated deposits in the first half of 2019 as compared to foreign exchange gain earned in the same period last year.

Provision for (benefit from) income tax

In thousands	April - June		Jan - June		April - June		Jan - June	
	2018	2017	2019	2018	Inc (Dec)	%	Inc (Dec)	%
Current	7,394	8,953	15,130	17,355	(1,558)	-17%	(2,225)	-13%
Deferred income tax	12,440	(158,464)	36,167	(256,238)	170,904	-108%	292,405	-114%

- The decrease in the **provision for income tax - current** was due to lower consolidated taxable income in the first semester of 2019.
- The **provision for deferred income tax** recorded in the first half of 2019 was due to the tax effect of deferred revenue and non-recognition of deferred tax asset on NOLCO.

Material changes in Consolidated Statements of Financial Position accounts

ASSETS				
In thousands	June 2019	December 2018	Inc (Dec)	%
Current Assets				
Cash and cash equivalents	2,113,367	1,022,366	1,091,001	107%
Short-term investments	-	35,326	(35,326)	-100%
Financial assets at fair value through profit or loss	1,487,478	743,739	743,739	100%
Receivables	3,108,297	2,627,291	481,006	18%
Fuel & spare parts - at cost	245,691	413,673	(167,982)	-41%
Current portion of creditable withholding tax	67,958	79,443	(11,485)	-14%
Other current assets	111,185	182,766	(71,581)	-39%
Asset held for sale	3,546	34,328	(30,782)	-90%
Noncurrent Assets				
Investments and advances	4,045,762	4,322,684	(276,922)	-6%
Financial assets at fair value through other comprehensive income	14,405	257,995	(243,590)	-94%
Goodwill and intangible assets	284,549	320,219	(35,670)	-11%
Deferred income tax assets - net	220,170	261,346	(41,176)	-16%
Net current portion of creditable withholding tax	771,162	704,726	66,436	9%

- The Consolidated Statements of Cash Flows detail the material changes in cash and cash equivalents, short-term investments and financial assets at fair value through profit and loss.
- **Receivables** increased due to higher energy sales.
- **Fuel & spare parts** went down due to decrease in fuel purchases.
- Lower **current portion of creditable withholding tax** was brought about by the application of CWT as payment of income tax due.
- **Other current assets** decreased primarily due to the return of deposit receivable as a result of the expiration of certain contracts.
- Lower **asset held for sale** was due to the sale of the Guimaras Power Plant.
- The decrease in **investments and advances** and **financial assets at fair value through other comprehensive income** was due to the sale of the shares of stocks

- held by the Company.
- The decrease in **goodwill and intangible assets** was brought about by the provision for probable losses set up in the second quarter of 2019.
 - **Deferred income tax assets** decreased mainly due to the non-recognition of deferred tax asset of NOLCO and reversal of deferred income.
 - The Parent Company has no tax payments in the first semester of 2019 which resulted in the increase in **noncurrent creditable withholding taxes** due to withholding from customer payments

LIABILITIES AND EQUITY				
In thousands	June 2019	December 2018	Inc (Dec)	%
Current Liabilities				
Accounts payable and other current liabilities	2,759,817	2,269,398	490,419	22%
Income and withholding taxes payable	29,427	11,762	17,665	150%
Due to stockholders	15,182	16,651	(1,469)	-9%
Noncurrent Liabilities				
Long-term loans - net of current portion	5,011,195	6,071,473	(1,060,278)	-17%
Pension & other employment benefits	44,344	40,246	4,098	10%
Deferred income tax liabilities - net	88,111	95,180	(7,069)	-7%
Equity				
Capital Stock	7,521,775	4,889,775	2,632,000	54%
Other equity reserve	(72,336)	18,338	(90,674)	-494%
Unrealized fair value gains on equity instruments at FVOCI	(3,544)	59,772	(63,316)	-106%
Retained earnings	2,802,627	3,303,708	(501,081)	-15%
Non-controlling Interests	(22,101)	45,450	(67,551)	-149%

- Higher **accounts payable and other current liabilities** was due to increase in purchases on account.
- The increase in **income and withholding taxes payable** was mainly due to higher tax withheld in the first semester of 2019.
- **Due to stockholders** account's decrease was brought about by replacement of stale cash dividend checks.
- **Long-term loans – net of current portion** decreased due to the payment of loan.
- **Pension and other employees' benefits** increased due to the accrual of retirement expense in the first half of 2019.

- Lower **deferred income tax liabilities – net was** due to the tax effect of the reversal of unrealized fair value gains on financial assets sold.

Key Performance Indicators

The key performance indicators of PHINMA Energy and its majority owned subsidiaries, as consolidated, are the following:

KPI	Formula	30-Jun-19 Audited	31-Dec-18 Audited	Increase (Decrease)	
				Difference	%
<i>Liquidity Ratios</i>					
Current ratio	$\frac{\text{Current assets}}{\text{Current liabilities}}$	2.06	1.74	0.32	18
Acid test ratio	$\frac{\text{Cash + Short-term investments + Accounts Receivables + Other liquid assets}}{\text{Current liabilities}}$	1.93	1.49	0.44	29
<i>Solvency Ratios</i>					
Debt/Equity ratio	$\frac{\text{Total Liabilities}}{\text{Total Equity}}$	0.97	1.26	(0.29)	(23)
Asset to equity ratio	$\frac{\text{Total Assets}}{\text{Total Equity}}$	1.97	2.26	(0.29)	(13)
Interest coverage ratio	$\frac{\text{Earnings before interest \& tax (EBIT)}}{\text{Interest expense}}$	(1.14)	(0.47)	(0.67)	141
Net debt to equity ratio	$\frac{\text{Debt - Cash \& cash equivalents}}{\text{Total equity}}$	0.62	1.05	(0.43)	(41)

KPI	Formula	30-Jun-19 Unaudited	30-Jun-18 Unaudited	Increase (Decrease)	
				Difference	%
Profitability Ratios					
Return on equity	$\frac{\text{Net income after tax}}{\text{Average stockholder's equity}}$	-5.97%	-0.85%	(5.12)	603
Return on assets	$\frac{\text{Net income after taxes}}{\text{Total assets}}$	-2.84%	-0.38%	(2.46)	651
Asset turnover	$\frac{\text{Revenues}}{\text{Total assets}}$	42.48%	40.17%	2.31	6

Current ratio & Acid test ratio

Current ratio & acid test ratio increased due to the higher cash & cash equivalents provided by issuance of capital stock. On the other hand, current liabilities increased by 17% due to increase in accounts payable and other current liabilities and income and withholding taxes payable.

Debt to equity ratio and Asset to equity ratio

Debt to equity ratio and asset to equity ratio decreased due to the 23% increase in equity resulting from issuance of new shares of stocks.

Interest coverage ratio

Interest coverage ratio dropped due to net loss before interest and tax incurred in the first semester of 2019.

Net debt to equity ratio

Net debt equity ratio decreased due to loan amortizations and settlement of loan during the second quarter.

Return on equity and assets

Return on equity and assets went down due to net loss incurred in the period.

Asset turnover

Asset turnover slightly increased as revenues and total assets decreased by 3%.

Material events and uncertainties

- There were no events that trigger direct or contingent financial obligation that was material to the Company. There were no contingent assets or contingent liabilities since the last annual balance sheet date.
- There were no material off-balance sheet transactions, arrangements, obligations and other relationships of the Company with unconsolidated entities or other persons created during the reporting period.
- Capital expenditures are planned to rehabilitate and improve the availability and capacity of generation assets. These will be funded by internal resources.
- Any known trends, events or uncertainties that have had or that were reasonably expected to have material favorable or unfavorable impact on net revenues/income from continuing operations
 - The results of operations of the Company and its subsidiaries depend, to a significant extent, on the performance of the Philippine economy.
 - The current highly competitive environment and operation of priority-dispatch variable renewable energy have driven market prices of electricity downward, resulting in lower margins.
 - However, limitations in the supply side due to unscheduled outages of plants have driven WESM prices upwards. Movements in the WESM prices could have a significant favorable or unfavorable impact on the Company's financial results.
- Any known trends or any known demands, commitments, events or uncertainties that will result in or that are reasonably likely to result in the registrant's liquidity increasing or decreasing in any material way – Material to the Company's liquidity and profitability is the reduction in supply costs. The Company is also pursuing customer contracts at higher prices from both the retail and wholesale markets. The Company is also looking at cost optimization at the plant level as well as head office.
- There were no significant elements of income or loss that did not arise from continuing operations that had material effect on the financial condition or result of operations.
- There were no operations subject to seasonality and cyclicity except for the operation of PHINMA Renewable's wind farm. The wind regime is high during the northeast monsoon ("amihan") season in the first and fourth quarter when wind turbines generate more power to be supplied to the grid. The generation drops in the second and third quarter due to low wind regime brought about by the southwest monsoon ("habagat").

- On July 1, 2019, the Company received the DOE's approval of the relinquishment of SC51. The service contract's deferred exploration cost amounting to ₱32.7M, which was provided with an allowance for probable loss in 2018, will be written off.

ANNEX C

The Company filed the following reports on SEC 17-C during the second quarter ended June 30, 2019 covered by this report:

Date of filing	Item Reported
April 15, 2019	<p><i>Advisory on the Philippine Competition Commission (“PCC”) Approval of Sale of shares in PHINMA Energy Corporation (“PHEN”) to AC Energy, Inc. (“AC Energy”)</i></p> <p>Please be informed that Philippine Investment Management (PHINMA), Inc. (PHI) have advised PHEN that they have received approval from the Philippine Competition Commission (“PCC”) for the sale of its PHI and PHINMA Corporation's (PHN) combined 51.48% stake in PHEN to AC Energy.</p> <p>This is an update on the company’s disclosure with PSE reference number 0004785 - 2019 dated February 8, 2019.</p> <p>PHN will sell 1,283,422,198 shares in PHEN to AC Energy, representing a 26.25% stake. PHI will likewise sell its 25.23% stake in PHEN to AC Energy. As part of the sale, AC Energy will also subscribe to approximately P2.632 billion worth of primary shares of PHEN at par value which will result in a total stake for AC Energy of around 68%, subject to the conduct of a tender offer for the shares of PHEN’s minority shareholders.</p>
April 15, 2019	<p><i>Advisory on the Philippine Competition Commission (“PCC”) Approval of Sale of shares in PHINMA Energy Corporation (“PHEN”) to AC Energy, Inc. (“AC Energy”)</i></p> <p>Please be informed that Philippine Investment Management (PHINMA), Inc. (PHI) have advised PHEN that they have received approval from the Philippine Competition Commission (“PCC”) for the sale of its PHI and PHINMA Corporation's (PHN) combined 51.48% stake in PHEN to AC Energy.</p> <p>The disclosure was amended today to indicate the correct PSE reference number. This is an update on the company’s disclosure with PSE reference number C00749 - 2019 dated February 11, 2019.</p> <p>PHN will sell 1,283,422,198 shares in PHEN to AC Energy, representing a 26.25% stake. PHI will likewise sell its 25.23% stake in PHEN to AC Energy. As part of the sale, AC Energy will also subscribe to approximately P2.632 billion worth of primary shares of PHEN at par value which will result in a total stake for AC Energy of around 68%, subject to the conduct of a tender offer for the shares of PHEN’s minority shareholders.</p>
May 10, 2019	<p><i>Matters approved at the board meeting of PHINMA Energy Corporation dated May 9, 2019.</i></p> <p>The following items were approved at the board meeting of PHINMA Energy Corporation today:</p> <ol style="list-style-type: none"><li data-bbox="576 2007 1358 2038">1. Authority to issue 2,632,000,000 primary shares to AC Energy,

Inc. at P 1.00 per share.

2. Authority to negotiate the purchase of PHINMA, Inc.'s and PHINMA Corp.'s shares in PHINMA Petroleum and Geothermal, Inc. (PPG) which represents 25.18% of PPG's total outstanding capital stock.

3. Authority to undertake a Voluntary Tender Offer (VTO) for the remaining common shares of PPG, the terms of which shall be announced separately on the date of the commencement of the tender offer.

4. Consent to the assignment of Management Contract from PHINMA, Inc. to AC Energy, Inc. under the same terms and conditions.

May 10, 2019

Election of new director, appointment of officers and resignation of directors and officers.

Please be advised that the Board of Directors of PHINMA Energy Corporation (PHEN) approved today the following:

1. Election of Mr. John Eric T. Francia as Director of the Company.

Mr. Francia is the President and Chief Executive Officer of AC Energy, Inc. He is Managing Director and member of the Management Committee of Ayala Corporation since 2009. Mr. Francia is a Director of Manila Water Company, Inc., a publicly listed company. He is also a member of the Board of Directors of the following companies within the Ayala Group: Purefoods International Limited, AC Education, Inc., AC College of Enterprise and Technology, Inc., AC Ventures Holding Corp., Ayala Aviation Corporation, Zapfam, Inc., Northwind Power Development Corporation, North Luzon Renewable Energy Corporation, Light Rail Manila Corporation, AC Infrastructure Holdings Corporation, MCX Tollway, Inc., and other several companies.

2. Change in the Composition of the Executive Committee.

Mr. John Eric T. Francia joins the Executive Committee as Member to replace Dr. Francisco L. Viray.

3. Appointment of Officers.

Mr. John Eric T. Francia as President & Chief Executive Officer
Ms. Maria Corazon G. Dizon as Treasurer & Chief Financial Officer

Mr. Gabino Ramon G. Mejia as Head of Plant Operations
Mr. Roman Miguel G. de Jesus as Head of Business Operations

Resignation/Removal or Replacement

Name of Person	Position/Designation	Effective Date of Resignation/Cessation of term (mmm/dd/yyyy)	Reason(s) for Resignation/Cessation
Francisco L. Viray	Director and President & Chief Executive Officer	May/15/2019	Retirement
Pythagoras L. Brion, Jr.	Director and Senior Vice President & CFO	May/15/2019	As per agreement on the sale of PHINMA Energy to AC Energy.
Nanette P. Villalobos	Treasurer	May/15/2019	As per agreement on the sale of PHINMA Energy to AC Energy.
Rizalino G. Santos	Senior Vice President - Power Business	May/15/2019	Retirement
Raymundo A. Reyes, Jr.	Senior Vice President	May/15/2019	Retirement
Danielle R. del Rosario	Assistant Vice President - Marketing and Sales	May/15/2019	Personal Reasons

Election or Appointment

Name of Person	Position/Designation	Date of Appointment/Election (mmm/dd/yyyy)	Effective Date of Appointment Election (mmm/dd/yyyy)	Shareholdings in the Listed Company		Nature of Indirect Ownership
				Direct	Indirect	
John Eric T. Francia	Director and President & Chief Executive Officer	May/9/2019	May/15/2019	50,000,000	0	-
Maria Corazon G. Dizon	Treasurer and Chief Financial Officer	May/9/2019	May/15/2019	8,000,000	0	-
Gabino Ramon G. Mejia	Head of Plant Operations	May/9/2019	May/15/2019	0	0	-
Roman Miguel G. de Jesus	Head of Business Operations	May/9/2019	May/15/2019	3,313,000	0	-

May 14, 2019

Announcement of Intention to Make A Tender Offer to Shareholders of PHINMA Petroleum and Geothermal, Inc.

Pursuant to paragraph 5 of Rule 19 of the Securities Regulation Code, this is to advise you that PHINMA Energy Corporation (the “Bidder”) will acquire 62,962,428 common shares of PHINMA Petroleum and Geothermal, Inc. (“PPG”) registered in the names of, and/or beneficially owned by the following shareholders, representing approximately 25.185% of the total issued and outstanding capital stock of PPG (the “Transaction”) subject to the approval of PHINMA Corporation and Philippine Investment Management (PHINMA), Inc.:

PHINMA Corporation – 32,481,317 common shares (12.993% of total outstanding shares)

Philippine Investment Management (PHINMA), Inc. – 30,481,111

(12.192% of total outstanding shares)

Total – 62,962,428 (25.185% of total outstanding shares)

The Bidder currently owns 126,838,679 common shares, representing approximately 50.735% of the total issued and outstanding capital stock of PPG. After the Transaction, the Bidder will own an aggregate of 189,801,107 common shares, representing approximately 75.92% of the total issued and outstanding capital stock of PPG.

The Bidder will be making a voluntary tender offer for the remaining 59,208,851 common shares of PPG, representing approximately 23.684% of the total issued and outstanding common stock of PPG, other than the common shares of PPG held by PHINMA Power Generation Corporation, a 100%-owned corporation of the Bidder. The terms of the tender offer shall be announced separately on the date of the commencement of the tender offer.

May 14, 2019

Election of new director, appointment of officers and resignation of directors and officers.

Please be advised that the Board of Directors of PHINMA Energy Corporation (PHEN) approved today the following:

1. Election of Mr. John Eric T. Francia as Director of the Company.

Mr. Francia is the President and Chief Executive Officer of AC Energy, Inc. He is Managing Director and member of the Management Committee of Ayala Corporation since 2009. Mr. Francia is a Director of Manila Water Company, Inc., a publicly listed company. He is also a member of the Board of Directors of the following companies within the Ayala Group: Purefoods International Limited, AC Education, Inc., AC College of Enterprise and Technology, Inc., AC Ventures Holding Corp., Ayala Aviation Corporation, Zapfam, Inc., Northwind Power Development Corporation, North Luzon Renewable Energy Corporation, Light Rail Manila Corporation, AC Infrastructure Holdings Corporation, MCX Tollway, Inc., and other several companies.

2. Change in the Composition of the Executive Committee.

Mr. John Eric T. Francia joins the Executive Committee as Member to replace Dr. Francisco L. Viray.

3. Appointment of Officers.

Mr. John Eric T. Francia as President & Chief Executive Officer

Mr. Francia is the President and Chief Executive Officer of AC Energy, Inc. He is Managing Director and member of the Management Committee of Ayala Corporation since 2009. Mr. Francia is a Director of Manila Water Company, Inc., a publicly listed company. He is also a member of the Board of Directors of the following companies within the Ayala Group: Purefoods

International Limited, AC Education, Inc., AC College of Enterprise and Technology, Inc., AC Ventures Holding Corp., Ayala Aviation Corporation, Zapfam, Inc., Northwind Power Development Corporation, North Luzon Renewable Energy Corporation, Light Rail Manila Corporation, AC Infrastructure Holdings Corporation, MCX Tollway, Inc., and other several companies.

Ms. Maria Corazon G. Dizon as Treasurer & Chief Financial Officer

Ms. Dizon is the Chief Finance Officer of AC Energy, Inc. and Head of AC Energy Retail. She previously held positions with Ayala Land, Inc. as Head of ALI Capital Corp., Head of Business Development and Strategic Planning of the Commercial Business Group, Head of Asset Management Group of Shopping Centers, Head of Control and Analysis, Head of Investor Relations as well as Chief Financial Officer of Residential Buildings, Office Buildings and Shopping Centers groups. Ms. Dizon is a Certified Public Accountant.

Mr. Gabino Ramon G. Mejia as Head of Plant Operations

Mr. Mejia is the Senior Vice President, Head of the Asset Management Group of AC Energy, Inc., Executive Vice President for GNPowder Kauswagan Ltd. Co., President & CEO of Northwind Power Development Corporation (NorthWind) and North Luzon Renewable Energy Corp. (NLR), Chairman of Montesol Solar, Inc. and President of Negros Island Solar Power, Inc. (IslaSol) and San Carlos Solar, Inc. (Sacasol).

Mr. Roman Miguel G. de Jesus as Head of Business Operations

Mr. de Jesus is the Head of International Business of AC Energy, Inc. He is a former President and CEO of North Luzon Renewable Energy Corporation and former Head of the Retail Electricity Supply group of AC Energy, Inc.

Resignation/Removal or Replacement

Name of Person	Position/Designation	Effective Date of Resignation/Cessation of term (mmm/dd/yyyy)	Reason(s) for Resignation/Cessation
Francisco L. Viray	Director and President & Chief Executive Officer	May/15/2019	Retirement
Pythagoras L. Brion, Jr.	Director and Senior Vice President & CFO	May/15/2019	As per agreement on the sale of PHINMA Energy to AC Energy.
Nanette P. Villalobos	Treasurer	May/15/2019	As per agreement on the sale of PHINMA Energy to AC Energy.
Rizalino G. Santos	Senior Vice President - Power Business	May/15/2019	Retirement
Raymundo A. Reyes, Jr.	Senior Vice President	May/15/2019	Retirement
Danielle R. del Rosario	Assistant Vice President - Marketing and Sales	May/15/2019	Personal Reasons

Election or Appointment

Name of Person	Position/Designation	Date of Appointment/Election (mmm/dd/yyyy)	Effective Date of Appointment Election (mmm/dd/yyyy)	Shareholdings in the Listed Company		Nature of Indirect Ownership
				Direct	Indirect	
John Eric T. Francia	Director and President & Chief Executive Officer	May/9/2019	May/15/2019	50,000,000	0	-
Maria Corazon G. Dizon	Treasurer and Chief Financial Officer	May/9/2019	May/15/2019	8,000,000	0	-
Gabino Ramon G. Mejia	Head of Plant Operations	May/9/2019	May/15/2019	0	0	-
Roman Miguel G. de Jesus	Head of Business Operations	May/9/2019	May/15/2019	3,313,000	0	-

The disclosure was amended today to indicate the qualifications of the newly-appointed officers of the company.

May 16, 2019

Retirement and change in designation of officers.

Please be advised of the retirement and change in designation of the following officers of the company.

Resignation/Removal or Replacement

Name of Person	Position/Designation	Effective Date of Resignation/Cessation of term (mmm/dd/yyyy)	Reason(s) for Resignation/Cessation
Virgilio R. Francisco, Jr.	Senior Vice President	May/15/2019	Retirement
Danilo L. Panes	Vice President - Renewable Energy	May/15/2019	Retirement
Arthur R. Villacorte	Assistant Vice President - Materials Management	June/30/2019	Retirement

Promotion or Change in Designation

Name of Person	Position/Designation		Date of Approval (mmm/dd/yyyy)	Effective Date of Change (mmm/dd/yyyy)	Shareholdings in the Listed Company		Nature of Indirect Ownership
	From	To			Direct	Indirect	
Danilo L. Panes	Vice President Renewable Energy	Vice President - Wind Operations	May/15/2019	May/16/2019	529,737	0	-

Mr. Danilo Panes was re-hired by the company as consultant with designation of Vice President - Wind Operations.

May 16, 2019

Investment

Signing of the Agreement among PHINMA Energy Corporation (PHEN), PHINMA Corporation (PHN) and Philippine Management (PHINMA), Inc. (PHI) on the sale of PHN and PHI's interests in PHINMA Petroleum and Geothermal, Inc. (PPG).

Please be informed that PHINMA Energy Corporation have signed today an Agreement with PHINMA Corporation (PHN) and

Philippine Investment Management (PHINMA), Inc. (PHI) for the sale of PHN's 32,481,317 and PHI's 30,481,111 shares in PPG at P 2.44 per share. This represents 25.18% of PPG's total outstanding stock.

This is to provide an update on the disclosure with PSE reference number C03199 - 2019 dated May 10, 2019.

May 20, 2019

(the

Issuance of 2,632,000,000 primary shares of PHINMA Energy in favor of AC Energy, Inc. ("AC Energy") at P 1.00 per share "Primary Issuance").

AC Energy will subscribe to Two Billion Six Hundred Thirty-Two Million (2,632,000,000) new shares of common stock of PHINMA Energy at the total issue price of Two Billion Six Hundred Thirty-Two Million Pesos (PHP2,632,000,000.00) (the "Primary Issuance"). The shares to be issued under the Primary Issuance will constitute only thirty-four and 99/100 percent (34.9%) of the total issued and outstanding shares of PHINMA Energy after the said issuance.

The Subscription Agreement covering the subscription by AC Energy of 2,632,000,000 primary shares of PHINMA Energy will be executed on Closing Date which is tentatively set on 24 June 2019, after all regulatory requirements and approvals have been obtained.

Comprehensive Corporate Disclosure

Description of the proposed transaction including the timetable for implementation, and related regulatory requirements

On 08 February 2019, PHINMA Corporation ("PHN"), the Philippine Investment-Management (PHINMA), Inc. ("PHI"), and AC Energy, signed an Investment Agreement under the terms of which PHN and PHI will sell their shares of stock in PHINMA Energy, constituting fifty-one and 476/1000 percent (51.476%) of the total issued and outstanding shares of stock of PHINMA Energy. PHN and PHINMA Energy are public companies the shares of which are listed and traded in the Philippine Stock Exchange (the "PSE" or "Exchange").

The PHINMA Energy shares covered by the said secondary share sale (the "Secondary Shares Sale") consist of the following:

- a) One Billion Two Hundred Thirty-Three Million Six Hundred Forty-Two Thousand Five Hundred Two (1,233,642,502) shares of PHINMA Energy owned by PHI; and
- b) One Billion Two Hundred Eighty-Three Million Four Hundred Twenty-Two Thousand One Hundred Ninety-Eight (1,283,422,198) shares of PHINMA Energy owned by PHN.

The Primary Issuance shall occur simultaneously with the Secondary Shares Sale, at the total issue price of Two Billion Six Hundred Thirty-Two Million Pesos (PHP2,632,000,000.00). The shares to be issued under the Primary Issuance will constitute only thirty-four and 99/100 percent (34.9%) of the total issued and outstanding shares of PHINMA Energy after the Secondary Sale Share and the Primary Issuance. The Secondary Share Sale and Primary Issuance will result in AC Energy owning sixty-eight percent (68%) of the total issued and outstanding shares of PHINMA Energy.

Please note that as stated in the Articles of Incorporation of PHINMA Energy, there are no pre-emptive rights applicable to new issuances to be issued below thirty-five percent of the total issued and outstanding shares of stock of PHINMA Energy, thus:

“That no holder of the capital stock, whether said stock is now or hereafter authorized, shall have any right, as such stockholder, to purchase or subscribe to additional shares of the capital stock which are now or hereafter authorized by the Corporation, if the issue of the said additional stock not to exceed Thirty-Five Percent (35%) of the resulting total subscribed capital stock shall be used exclusively for the benefit of the Corporation as determined by the resolutions of the Board of Directors.” (Article SEVENTH)

The Secondary Shares Sale and the Primary Issuance will both occur on a closing date agreed upon by the parties after all regulatory requirements and approvals have been obtained. The Philippine Competition Commission (“PCC”) already approved the transaction on 11 April 2019 in Commission Decision No. 13-M-007/2019. Attached as Annex “B” is a copy of said Decision. AC Energy will conduct a Mandatory Tender Offer (the “MTO”) in accordance with Section 19 of the Securities Regulation Code and Rule 19 of the 2015 Implementing Rules and Regulations of the Securities Regulation Code (the “SRC Rules”).

The timetable for the implementation of the transaction is attached as Annex “C”.

Rationale for the transaction including the benefits which are expected to be accrued to the listed issuer as a result of the transaction

As an integrated power solutions company, PHINMA Energy generates electricity and sells the same primarily to customers with whom it has entered into long term supply contracts where prices of electricity supplied are fixed, or through the Wholesale Electricity Spot Market (WESM) where, like in the PSE in the case of listed shares, prices of electricity move and fluctuate depending on supply and demand for power. PHINMA Energy also trades electricity by purchasing power from other power generators and selling the same to customers. PHINMA Energy also has bilateral contracts with electricity generators at fixed prices and with customers also at fixed supply prices. PHINMA Energy earns from the margins between cost of power and the sale price thereof.

The proceeds mainly from the Primary Issuance will allow PHINMA Energy to better manage its working capital and debt obligations.

For details, please refer to Item III. Rationale of and Benefits Expected to Accrue to the Listed Company as a Result of the Proposed Transaction in the attached letter.

The aggregate value of the consideration, explaining how this is to be satisfied, including the terms of any agreements for payment on a deferred basis

AC Energy will subscribe to Two Billion Six Hundred Thirty-Two Million (2,632,000,000) new shares of common stock of PHINMA Energy at a par value of One Peso (PHP1.00) per share, or the aggregate issue price of Two Billion Six Hundred Thirty-Two Million Pesos (PHP2,632,000,000.00). The total issue price shall be paid and infused by the Buyer into PHINMA Energy on the agreed closing date.

The basis upon which the consideration or the issue value was determined

The consideration or the issue value is based on the par value of the PHINMA Energy shares, which is One Peso (PHP1.00) per share, or a total of Two Billion Six Hundred Thirty-Two Million Pesos (PHP2,632,000,000.00).

Detailed work program of the application of proceeds, the corresponding timetable of disbursements and status of each project included in the work program. For debt retirement application, state which projects were financed by debt being retired, the project cost, amount of project financed by debt and financing sources for the remaining cost of the project

The detailed work program of the application of proceeds and the corresponding timetable of disbursements and status of each project included in the work program is attached as Annex “D”.

Identity and/or corporate background of the beneficial owners of the shares subscribed, including the following:

Beneficial Owners/Subscribers	Nature of Business	Nature of any material relationship with the Issuer and the parties to the joint venture, their directors/officers or any of their affiliates
AC Energy, Inc.	“To acquire by purchase, exchange, assignment, gift, or otherwise, and to hold, own, use for investment or otherwise, and to sell, assign, transfer, exchange, mortgage, pledge, traffic and deal in and with and otherwise to enjoy and dispose of, any bonds, debentures, promissory notes, shares of capital stock, or other securities or obligations, created, negotiated or issued by any corporation, association, or other entity, foreign or domestic, and while the owner thereof, to exercise all the rig	-

Organizational/Ownership Structure of Subscribers

Beneficial Owners/Subscribers	Controlling Shareholders of Subscribers	Number of Shares Held	%
AC Energy, Inc.	Ayala Corporation	243,747,202	100

For subscribers with no track record or with no operating history: the Subscriber must present a statement of active business pursuits and objectives which details the step undertaken and proposed to be undertaken by the Issuer in order to advance its business. Projected financial statements shall only be required should there be references made in the Statement to forecasts or targets
Not applicable.

The interest which directors of the parties to the transaction have in the proposed transaction
The directors of the parties do not have an interest in the proposed transaction.
Statement as to the steps to be taken, if any, to safeguard the interests of any independent shareholders

The listing of the shares from the Primary Issuance will be submitted for the approval of PHINMA Energy’s shareholders at the 2019 annual stockholders’ meeting. As part of the Secondary Shares Sale and prior to the Primary Issuance, AC Energy will conduct a MTO in accordance with Section 19 of the SRC Rules, as earlier disclosed.

Any conditions precedent to closing of the transaction

Execution of the subscription agreement and all other regulatory approvals. The listing of the shares from the Primary Issuance will be submitted for the approval of PHINMA Energy’s shareholders at the 2019 annual stockholders’ meeting. PHINMA Energy will also apply for listing of the 2,632,000,000 primary shares as soon as stockholders’ approval is obtained.

Change(s) in the composition of the Board of Directors and Management

Upon closing of the transaction, there will be a change in the Board of Directors and Management of PHINMA Energy. The details on the changes in the composition of the Board of Directors and Management are not yet available. PHINMA Energy undertakes to disclose to the Exchange as soon as any change in the composition of the Board and Management occurs.

Effects on the following

Ownership structure

Principal Shareholders	Before		After	
	Number of shares	%	Number of shares	%
PHINMA Corporation	1,283,422,198	26.25	0	0
Philippine Investment Management (PHINMA), Inc.	1,233,642,502	25.23	0	0
Others	2,372,710,222	48.52	2,372,710,222	31.54
AC Energy, Inc.	0	0	5,149,064,700	68.46

Capital structure

Issued Shares

Type of Security /Stock Symbol	Before	After
Common/PHEN	4,889,774,922	7,521,774,922

Outstanding Shares

Type of Security /Stock Symbol	Before	After
Common/PHEN	4,889,774,922	7,521,774,922

Treasury Shares

Type of Security /Stock Symbol	Before	After
N/A	0	0

Listed Shares

Type of Security /Stock Symbol	Before	After
Common/PHEN	4,889,774,922	7,521,774,922

Effect(s) on the public float, if any	Public float is estimated to be adjusted from 44% to about 29%.
Effect(s) on foreign ownership level, if any	Foreign ownership level is estimated to be adjusted from 3.15% to 2.05%.

May 21, 2019

Election of new director, appointment of officers and resignation of directors and officers.

Please be advised that the Board of Directors of PHINMA Energy Corporation (PHEN) approved today the following:

1. Election of Mr. John Eric T. Francia as Director of the Company.

Mr. Francia is the President and Chief Executive Officer of AC Energy, Inc. He is Managing Director and member of the Management Committee of Ayala Corporation since 2009. Mr. Francia is a Director of Manila Water Company, Inc., a publicly listed company. He is also a member of the Board of Directors of the following companies within the Ayala Group: Purefoods International Limited, AC Education, Inc., AC College of Enterprise and Technology, Inc., AC Ventures Holding Corp., Ayala Aviation Corporation, Zapfam, Inc., Northwind Power Development

Corporation, North Luzon Renewable Energy Corporation, Light Rail Manila Corporation, AC Infrastructure Holdings Corporation, MCX Tollway, Inc., and other several companies.

2. Change in the Composition of the Executive Committee.

Mr. John Eric T. Francia joins the Executive Committee as Member to replace Dr. Francisco L. Viray.

3. Appointment of Officers.

Mr. John Eric T. Francia as President & Chief Executive Officer

Mr. Francia is the President and Chief Executive Officer of AC Energy, Inc. He is Managing Director and member of the Management Committee of Ayala Corporation since 2009. Mr. Francia is a Director of Manila Water Company, Inc., a publicly listed company. He is also a member of the Board of Directors of the following companies within the Ayala Group: Purefoods International Limited, AC Education, Inc., AC College of Enterprise and Technology, Inc., AC Ventures Holding Corp., Ayala Aviation Corporation, Zapfam, Inc., Northwind Power Development Corporation, North Luzon Renewable Energy Corporation, Light Rail Manila Corporation, AC Infrastructure Holdings Corporation, MCX Tollway, Inc., and other several companies.

Ms. Maria Corazon G. Dizon as Treasurer & Chief Financial Officer

Ms. Dizon is the Chief Finance Officer of AC Energy, Inc. and Head of AC Energy Retail. She previously held positions with Ayala Land, Inc. as Head of ALI Capital Corp., Head of Business Development and Strategic Planning of the Commercial Business Group, Head of Asset Management Group of Shopping Centers, Head of Control and Analysis, Head of Investor Relations as well as Chief Financial Officer of Residential Buildings, Office Buildings and Shopping Centers groups. Ms. Dizon is a Certified Public Accountant.

Mr. Gabino Ramon G. Mejia as Head of Plant Operations

Mr. Mejia is the Senior Vice President, Head of the Asset Management Group of AC Energy, Inc., Executive Vice President for GNPowder Kauswagan Ltd. Co., President & CEO of Northwind Power Development Corporation (NorthWind) and North Luzon Renewable Energy Corp. (NLR), Chairman of Montesol Solar, Inc. and President of Negros Island Solar Power, Inc. (IslaSol) and San Carlos Solar, Inc. (Sacasol).

Mr. Roman Miguel G. de Jesus as Head of Business Operations
Mr. de Jesus is the Head of International Business of AC Energy, Inc. He is a former President and CEO of North Luzon Renewable Energy Corporation and former Head of the Retail Electricity Supply group of AC Energy, Inc.

Resignation/Removal or Replacement

Name of Person	Position/Designation	Effective Date of Resignation/Cessation of term (mmm/dd/yyyy)	Reason(s) for Resignation/Cessation
Francisco L. Viray	Director and President & Chief Executive Officer	May/15/2019	Retirement
Pythagoras L. Brion, Jr.	Senior Vice President & CFO	May/15/2019	As per agreement on the sale of PHINMA Energy to AC Energy.
Nanette P. Villalobos	Treasurer	May/15/2019	As per agreement on the sale of PHINMA Energy to AC Energy.
Rizalino G. Santos	Senior Vice President - Power Business	May/15/2019	Retirement
Raymundo A. Reyes, Jr.	Senior Vice President	May/15/2019	Retirement
Danielle R. del Rosario	Assistant Vice President - Marketing and Sales	May/15/2019	Personal Reasons

Election or Appointment

Name of Person	Position/Designation	Date of Appointment/Election (mmm/dd/yyyy)	Effective Date of Appointment Election (mmm/dd/yyyy)	Shareholdings in the Listed Company		Nature of Indirect Ownership
				Direct	Indirect	
John Eric T. Francia	Director and President & Chief Executive Officer	May/9/2019	May/15/2019	50,000,000	0	-
Maria Corazon G. Dizon	Treasurer and Chief Financial Officer	May/9/2019	May/15/2019	8,000,000	0	-
Gabino Ramon G. Mejia	Head of Plant Operations	May/9/2019	May/15/2019	0	0	-
Roman Miguel G. de Jesus	Head of Business Operations	May/9/2019	May/15/2019	3,313,000	0	-

The disclosure was amended today to correct that Mr. Pythagoras L. Brion resigned as Senior Vice President & CFO effective May 15, 2019 but remains as a Director of the company.

The disclosure was amended on May 14, 2019 to indicate the qualifications of the newly-appointed officers of the company.

May 28, 2019

Election of new director, appointment of officers and resignation of directors and officers.

Please be advised that the Board of Directors of PHINMA Energy Corporation (PHEN) approved today the following:

1. Election of Mr. John Eric T. Francia as Director of the Company.

Mr. Francia is the President and Chief Executive Officer of AC Energy, Inc. He is Managing Director and member of the Management Committee of Ayala Corporation since 2009. Mr. Francia is a Director of Manila Water Company, Inc., a publicly

listed company. He is also a member of the Board of Directors of the following companies within the Ayala Group: Purefoods International Limited, AC Education, Inc., AC College of Enterprise and Technology, Inc., AC Ventures Holding Corp., Ayala Aviation Corporation, Zapfam, Inc., Northwind Power Development Corporation, North Luzon Renewable Energy Corporation, Light Rail Manila Corporation, AC Infrastructure Holdings Corporation, MCX Tollway, Inc., and other several companies.

2. Change in the Composition of the Executive Committee.

Mr. John Eric T. Francia joins the Executive Committee as Member to replace Dr. Francisco L. Viray.

3. Appointment of Officers.

Mr. John Eric T. Francia as President & Chief Executive Officer

Mr. Francia is the President and Chief Executive Officer of AC Energy, Inc. He is Managing Director and member of the Management Committee of Ayala Corporation since 2009. Mr. Francia is a Director of Manila Water Company, Inc., a publicly listed company. He is also a member of the Board of Directors of the following companies within the Ayala Group: Purefoods International Limited, AC Education, Inc., AC College of Enterprise and Technology, Inc., AC Ventures Holding Corp., Ayala Aviation Corporation, Zapfam, Inc., Northwind Power Development Corporation, North Luzon Renewable Energy Corporation, Light Rail Manila Corporation, AC Infrastructure Holdings Corporation, MCX Tollway, Inc., and other several companies.

Ms. Maria Corazon G. Dizon as Treasurer & Chief Financial Officer

Ms. Dizon is the Chief Finance Officer of AC Energy, Inc. and Head of AC Energy Retail. She previously held positions with Ayala Land, Inc. as Head of ALI Capital Corp., Head of Business Development and Strategic Planning of the Commercial Business Group, Head of Asset Management Group of Shopping Centers, Head of Control and Analysis, Head of Investor Relations as well as Chief Financial Officer of Residential Buildings, Office Buildings and Shopping Centers groups. Ms. Dizon is a Certified Public Accountant.

Mr. Gabino Ramon G. Mejia as Head of Plant Operations

Mr. Mejia is the Senior Vice President, Head of the Asset Management Group of AC Energy, Inc., Executive Vice President for GNPowder Kauswagan Ltd. Co., President & CEO of Northwind Power Development Corporation (NorthWind) and North Luzon Renewable Energy Corp. (NLR), Chairman of Montesol Solar, Inc. and President of Negros Island Solar Power, Inc. (IslaSol) and San Carlos Solar, Inc. (Sacasol).

Mr. Roman Miguel G. de Jesus as Head of Business Operations

Mr. de Jesus is the Head of International Business of AC Energy, Inc. He is a former President and CEO of North Luzon Renewable Energy Corporation and former Head of the Retail Electricity Supply group of AC Energy, Inc.

Resignation/Removal or Replacement

Name of Person	Position/Designation	Effective Date of Resignation/Cessation of term (mmm/dd/yyyy)	Reason(s) for Resignation/Cessation
Francisco L. Viray	Director and President & Chief Executive Officer	May/15/2019	Retirement
Pythagoras L. Brion, Jr.	Senior Vice President & CFO	May/15/2019	As per agreement on the sale of PHINMA Energy to AC Energy.
Nanette P. Villalobos	Treasurer	May/15/2019	As per agreement on the sale of PHINMA Energy to AC Energy.
Rizalino G. Santos	Senior Vice President - Power Business	May/15/2019	Retirement
Raymundo A. Reyes, Jr.	Senior Vice President	May/15/2019	Retirement
Danielle R. del Rosario	Assistant Vice President - Marketing and Sales	May/15/2019	Personal Reasons

Election or Appointment

Name of Person	Position/Designation	Date of Appointment/Election (mmm/dd/yyyy)	Effective Date of Appointment Election (mmm/dd/yyyy)	Shareholdings in the Listed Company		Nature of Indirect Ownership
				Direct	Indirect	
John Eric T. Francia	Director and President & Chief Executive Officer	May/9/2019	May/15/2019	1	50,000,000	lodged with PCD nominee
Maria Corazon G. Dizon	Treasurer and Chief Financial Officer	May/9/2019	May/15/2019	8,000,000	0	-
Gabino Ramon G. Mejia	Head of Plant Operations	May/9/2019	May/15/2019	0	0	-
Roman Miguel G. de Jesus	Head of Business Operations	May/9/2019	May/15/2019	3,313,000	0	-

The disclosure was amended today to correct the shareholdings of Mr. Francia from 50,000,000 Direct shares to 1 Direct share and 50,000,000 Indirect shares.

The disclosure was amended on May 21, 2019 to correct that Mr. Pythagoras L. Brion resigned as Senior Vice President & CFO effective May 15, 2019 but remains as a Director of the company.

The disclosure was amended on May 14, 2019 to indicate the qualifications of the newly-appointed officers of the company.

June 20, 2019

Signing of the Deeds of Absolute Sale between PHINMA Energy Corporation (PHEN), PHINMA Corporation (PHN) and Philippine Investment Management (PHINMA), Inc. (PHI) for the sale of PHN

and PHI's interests in PHINMA Petroleum and Geothermal, Inc. (PPG).

Please be informed that PHEN has signed today, separate Deeds of Absolute Sale with PHN and PHI for the sale of PHN's 32,481,317 and PHI's 30,481,111 shares in PPG at P2.44 per share. This represents 25.18% of PPG's total outstanding stock.

This is to provide an update on the disclosure with PSE reference number C03199 - 2019 dated May 10, 2019.

The Deeds of Absolute Sale shall be effective upon (a) approval by the Exchange authorizing the special block sale, and (b) execution of the special block sale by the crossing of the Shares through the Exchange. The special block sale is expected to be completed on June 24, 2019.

June 20, 2019

Signing of the Deeds of Absolute Sale between AC Energy, Inc., PHINMA Corporation (PHN) and Philippine Investment Management (PHINMA), Inc. (PHI) on the sale of PHN and PHI's interests in PHINMA Energy Corporation (PHEN).

Please be informed that PHN and PHI have advised PHEN that they have signed today, separate Deeds of Absolute Sale with AC Energy, Inc. for the sale of PHN's 1,283,422,198 and PHI's 1,233,642,502 shares in PHEN at P 1.4577 per share. This represents 51.48% of PHEN's total outstanding stock.

This is to provide an update on the disclosure with PSE reference number C00749-2019 dated February 8, 2019.

The Deeds of Absolute Sale shall be effective upon (a) approval by the Exchange authorizing the special block sale, and (b) execution of the special block sale by the crossing of the Shares through the Exchange. The special block sale is expected to be completed on June 24, 2019.

June 20, 2019

Signing of the Deeds of Absolute Sale between PHINMA Energy Corporation (PHEN), PHINMA Corporation (PHN) and Philippine Investment Management (PHINMA), Inc. (PHI) for the sale of PHN and PHI's interests in PHINMA Petroleum and Geothermal, Inc. (PPG).

Please be informed that PHEN has signed today, separate Deeds of Absolute Sale with PHN and PHI for the sale of PHN's 32,481,317 and PHI's 30,481,111 shares in PPG at P2.44 per share. This represents 25.18% of PPG's total outstanding stock.

The disclosure was amended today to indicate the PSE reference numbers of disclosures related to this update. This is to provide an update on the disclosures with PSE reference numbers C03199-2019 dated May 10, 2019 and C03377-2019 dated May 16, 2019.

The Deeds of Absolute Sale shall be effective upon (a) approval by the Exchange authorizing the special block sale, and (b) execution of

the special block sale by the crossing of the Shares through the Exchange. The special block sale is expected to be completed on June 24, 2019.

June 20, 2019

Signing of the Deeds of Absolute Sale between AC Energy, Inc., PHINMA Corporation (PHN) and Philippine Investment Management (PHINMA), Inc. (PHI) on the sale of PHN and PHI's interests in PHINMA Energy Corporation (PHEN).

Please be informed that PHN and PHI have advised PHEN that they have signed today, separate Deeds of Absolute Sale with AC Energy, Inc. for the sale of PHN's 1,283,422,198 and PHI's 1,233,642,502 shares in PHEN at P 1.4577 per share. This represents 51.48% of PHEN's total outstanding stock.

The disclosure was amended today to indicate the PSE reference numbers of disclosures related to this update and their correct dates. This is to provide an update on the disclosures with PSE reference numbers C00146-2019 dated January 9, 2019 and C00749-2019 dated February 11, 2019.

The Deeds of Absolute Sale shall be effective upon (a) approval by the Exchange authorizing the special block sale, and (b) execution of the special block sale by the crossing of the Shares through the Exchange. The special block sale is expected to be completed on June 24, 2019.

June 24, 2019

Completion of the special block sale relative to the sale among AC Energy, Inc. (AC Energy), PHINMA Corporation (PHN) and Philippine Investment Management (PHINMA), Inc. (PHI) of PHN and PHI's interests in PHINMA Energy Corporation (PHEN).

Please be informed that PHEN was advised by PHN and PHI today that the Exchange has confirmed the special block sale of PHEN shares to AC Energy via crossing of shares. This completes AC Energy's acquisition of the 51.48% combined stake of PHI and PHN in PHEN. AC Energy also subscribed to 2.632 billion PHEN primary shares at par value. Moreover, AC Energy's mandatory tender offer for PHEN shares ended last June 19, 2019 with a total of 156,476 shares tendered as confirmed by BPI Securities Corporation.

This is to provide an update on the disclosures with PSE reference numbers C00146-2019 dated January 9, 2019, C00749-2019 dated February 11, 2019, C03199-2019 dated May 10, 2019 and C04282-2019 dated June 20, 2019.

June 24, 2019

Completion of the special block sale relative to the sale among PHINMA Corporation (PHN), Philippine Investment Management (PHINMA), Inc. (PHI) and PHINMA Energy Corporation (PHEN) of PHN and PHI's interests in PHINMA Petroleum and Geothermal, Inc. (PPG).

Please be informed that the Exchange has confirmed the special block sale of PPG shares to PHEN via crossing of shares. This completes PHEN's acquisition of 25.18% of PPG's total outstanding

stock. PHEN's voluntary tender offer for PPG shares ended last June 19, 2019 with a total of 3,332 shares tendered as certified and confirmed by BPI Securities Corporation.

This is to provide an update on the disclosures with PSE reference numbers C03199-2019 dated May 10, 2019 and C03377-2019 dated May 16, 2019.

June 25, 2019

Signing of the Deed of Assignment between Philippine Investment Management (PHINMA), Inc. (PHI) and AC Energy, Inc. on PHI's rights, title and interests in the Management Contract with PHINMA Energy Corporation (PHEN).

Please be informed that PHEN was advised by PHI that PHI signed today, an Agreement with AC Energy, Inc. to assign PHI's rights, title and interest in its Management Contract with PHEN, under the same terms and conditions. PHEN has expressed its consent to the said assignment of management contract.

This is to provide an update on the disclosure with PSE reference number C03199 - 2019 dated May 10, 2019.

June 25, 2019

Issuance of 2,632,000,000 new shares of PHINMA Energy Corporation (PHEN) to AC Energy, Inc. (AC Energy)

Please be informed that on June 24, 2019, PHEN signed a Subscription Agreement with AC Energy for 2,632,000,000 new shares of stock of PHEN at P1.00 per share.

Change(s) in Number of Issued and Outstanding Shares

Issued Shares

Type of Security /Stock Symbol	Before	After
Common shares	4,889,772,922	7,521,774,922

Outstanding Shares

Type of Security /Stock Symbol	Before	After
Common Shares	4,889,772,922	7,521,774,922

Other Changes, if any

In percent	Before	After
Public float	44.21	29.82
Foreign Ownership level	3.37	2.19

June 26, 2019

Issuance of 2,632,000,000 new shares of PHINMA Energy Corporation (PHEN) to AC Energy, Inc. (AC Energy)

Please be informed that on June 24, 2019, PHEN signed a Subscription Agreement with AC Energy for 2,632,000,000 new shares of stock of PHEN at P1.00 per share. Shares were issued on June 24, 2019.

The disclosure was amended to indicate the date when the shares were issued.

Change(s) in Number of Issued and Outstanding Shares

Issued Shares

Type of Security /Stock Symbol	Before	After
Common shares	4,889,772,922	7,521,774,922

Outstanding Shares

Type of Security /Stock Symbol	Before	After
Common Shares	4,889,772,922	7,521,774,922

Other Changes, if any

In percent	Before	After
Public float	44.21	29.82
Foreign Ownership level	3.37	2.19

ANNEX F
Instruction for Electronic Voting in Absentia (“EVA System”)

1. Stockholders as of 16 August 2019 (“Stockholders”), who are unable to go to the venue of the Meeting on 17 September 2019, have the additional option of electronic voting *in absentia* on the matters in the Agenda after registration and validation.
 2. The deadline for registration to vote in *absentia* is 12 September 2019. Beyond this date, Stockholders may no longer avail of the option to electronically vote *in absentia*. Casting of votes using the EVA System is until the end of the meeting on 17 September 2019.
 3. The following are needed for registration:
 - a. For individual Stockholders -
 - i. the ten (10)-digit Security Code sent to the Stockholder with the information and materials for the Meeting (“Meeting kit”) which contains the Notice of the Meeting, Agenda and Explanation of Agenda Items, Proxy Form, and Definitive Information Statement;
 - ii. digital copy of a current photo of the Stockholder with the face fully visible (in JPG format);
 - iii. digital copy of the front and back portions of the Stockholder’s valid government-issued photo ID (in JPG format);
 - iv. email address;
 - v. contact number
 - b. For corporate Stockholders –
 - i. Secretary’s certificate attesting to the authority of the representative to vote for and on behalf of the corporation;
 - ii. the ten (10)-digit Security Code sent to the corporate Stockholder with the Meeting kit which contains the Notice of the Meeting, Agenda and Explanation of Agenda Items, Proxy Form, and Definitive Information Statement;
 - iii. digital copy of a current photo of the Stockholder’s representative with the face fully visible (in JPG format);
 - iv. digital copy of the front and back portions of the Stockholder’s representative’s valid government-issued photo ID (in JPG format);
 - v. email address of the Stockholder’s representative;
 - vi. contact number of the Stockholder’s representative

Stockholders not having any of the foregoing requirements will not be able to register online and vote electronically *in absentia*, but may still physically attend the meeting or send a proxy to the Meeting.

 - c. To register for electronic voting *in absentia*, a Stockholder should visit the designated online web address: www.bit.ly/phen_vote and enter the Security Code provided to him/her with the Meeting kit. This can be done through desktop computers, laptops, android and IOS devices. A Stockholder will be asked to submit his/her name, address and the items enumerated under paragraph 3 above for validation. The validation process will be completed by the Corporation no later than three (3) business days from the Stockholder’s receipt of an electronic mail acknowledging his/her registration.
4. Upon successful registration, Stockholders will receive another electronic mail providing (1) a link through which they may vote electronically *in absentia* and (2) the log-in details. Registered Stockholders have until the end of the Meeting to cast their votes *in absentia*.
5. All agenda items indicated in the Notice of the Meeting will be set out in the digital absentee ballot and the registered Stockholders may vote as follows:
 - a. For items other than the Election of Directors, a registered Stockholder has the option to vote Yes, No or Abstain. The vote is considered cast for all the registered Stockholder’s shares.
 - b. For the election of directors, the registered Stockholder may vote for all nominees, not vote for any of the nominees, or vote for some nominees only, in such number of shares as he/she wishes, provided that the total number of votes cast shall not exceed the number of shares owned by him/her multiplied by the number of directors to be elected.
6. Once the registered Stockholder has finished voting on the Agenda items, he/she can proceed to submit his/her electronic ballot by clicking the ‘Submit’ button. The Stockholder will then be redirected to an online

webpage containing a summary of the votes cast. After the electronic ballot has been submitted, the registered Stockholder may no longer make any changes.

7. The Proxy Validation Committee of the Corporation will count and tabulate the votes cast in *absentia* together with the votes cast in person.

For any clarifications, please contact the Office of the Corporate Secretary at (02) 730 6300 or through corpsec_aceph@acenergy.com.ph.

A stockholder casting votes using the EVA System shall be deemed present during the meeting for purposes of quorum.

To access PHINMA Energy Corporation’s Definitive Information Statement (DIS), you may use any of the following modes:

1. By using the company website:
www.bit.ly/phen_dis

2. By scanning the QR code

When using iPhone/iPad:

- a. Point the camera of your iPhone/iPad to the QR Code of the DIS.
Once the QR Code is in focus, your iPhone/iPad will provide the link to the DIS.
- b. Click on the link to view the DIS.



When using Android phone/tablet:

- a. Download a free QR Code Reader Application (the “App”) from Google Play Store.
- b. Once downloaded, open the App and point the camera of your phone/tablet to the QR Code of the DIS
- c. Scan the QR Code. The App will provide the link to the DIS.
- d. Click on the link to view the DIS.

The Securities and Exchange Commission has approved the use of the QR Code in the distribution of the Company’s DIS.

3. By requesting for a hard copy
The hard copy of the DIS will be made available upon request to the Office of the Corporate Secretary (corpsec_aceph@acenergy.com.ph).

Instruction for Electronic Voting in Absentia (“EVA System”)

As a stockholder, you may cast your votes using the EVA System, subject to registration and validation procedures, in case you are unable to go to the venue or to send a proxy to represent you during the meeting.

To access the EVA System:

1. By using the company website:
www.bit.ly/phen_vote

2. By scanning the QR Code:

When using iPhone/iPad:

- a. Point the camera of your iPhone/iPad to the QR Code of the EVA System.
Once the QR Code is in focus, your iPhone/iPad will provide the link to the EVA System.
- b. Click on the link to view the EVA System.
- c. Log-in using your STOCKHOLDER NUMBER which can be found in the delivery receipt attached to the envelope of this Meeting Kit. The STOCKHOLDER NUMBER will serve as your UNIQUE SECURITY CODE for the EVA System.



When using Android phone/tablet:

- a. Download a free QR Code Reader Application (the “App”) from Google Play Store.
- b. Once downloaded, open the App and point the camera of your phone/tablet to the QR Code of the EVA System
- c. Scan the QR Code. The App will provide the link to the EVA System.
- d. Click on the link to view the EVA System.
- e. Log-in using your STOCKHOLDER NUMBER which can be found in the delivery receipt attached to the envelope of this Meeting Kit. The STOCKHOLDER NUMBER will serve as your UNIQUE SECURITY CODE for the EVA System.

Registration in the EVA System will be available until 12 September 2019. Casting of votes using the EVA System is until the end of the meeting on 17 September 2019.

A stockholder casting votes using the EVA System shall be deemed present during the meeting for purposes of quorum.